



# Gravitational Microlensing Events from the First Year of the Northern Galactic Plane Survey by the Zwicky Transient Facility

Przemek Mróz<sup>1</sup>, R. A. Street<sup>2</sup>, E. Bachelet<sup>2</sup>, E. O. Ofek<sup>3</sup>, E. C. Bellm<sup>4</sup>, R. Dekany<sup>5</sup>, D. A. Duev<sup>1</sup>, A. Gal-Yam<sup>3</sup>, M. J. Graham<sup>1</sup>, F. J. Masci<sup>6</sup>, M. Porter<sup>5</sup>, B. Rusholme<sup>6</sup>, R. M. Smith<sup>5</sup>, M. T. Soumagnac<sup>3,7</sup>, and J. Zolkower<sup>5</sup>

Published 2020 January 30 • © 2020. The American Astronomical Society. All rights reserved.

[Research Notes of the AAS](#), [Volume 4](#), [Number 1](#)

26 Total downloads

[Get permission to re-use this article](#)

Share this article



## Article information

Export citation and abstract

BibTeX

RIS

The Zwicky Transient Facility (ZTF) (Bellm et al. [2019](#); Graham et al. [2019](#); Masci et al. [2019](#)) is currently surveying the entire northern sky, including dense Galactic plane fields. Here, we present preliminary results of the search for gravitational microlensing events in the ZTF data collected from the beginning of the survey (2018 March 20) through 2019 June 30.

Searches for gravitational microlensing events have been traditionally confined to the Galactic bulge, where the probability of microlensing (and the event rate) is the highest. However, in recent years a number of bright

events were discovered outside the Galactic bulge. For example, Nucita et al. (2018) found a super-Earth-mass planet in a high-magnification event TCP J05074264+2447555 detected toward the Galactic anticenter ( $l \approx 179^\circ$ ). This was the first event with two images generated by gravitational microlensing resolved with the interferometric observations (Dong et al. 2019). Wyrzykowski et al. (2019) was able to measure all orbital parameters of the binary lens in the spectacular event Gaia16aye ( $l \approx 65^\circ$ ).

Gravitational microlensing enables one to find many types of "dark objects," including neutron stars, single and binary black holes. While photometric observations alone are usually insufficient to determine masses of lensing objects, the combination of ground-based photometry and precise astrometric *Gaia* satellite observations will enable achieving that goal (e.g., Lu et al. 2016). Microlensing events located in the Galactic disk have, on average, larger angular Einstein radii than Galactic bulge events (Sajadian & Poleski 2019), so the astrometric signal is stronger. *Gaia* performance in the dense Galactic bulge fields is suboptimal so it is important to identify as many microlensing events as possible in the less crowded Galactic disk fields.

ZTF conducts the Galactic Plane Survey with nightly observations of all visible fields in the region  $|b| < 7^\circ$ ,  $\delta > -31^\circ$  in  $g$  and  $r$  bands. Additionally, Galactic plane fields are observed as part of ZTF collaboration and Caltech surveys.

We plan to carry out a comprehensive analysis of microlensing events in the ZTF footprint (including the measurements of the microlensing optical depth and event rate) in the future. Here, we present the first discoveries based on the first  $\sim 15$  months of the survey that demonstrate that the current observing strategy enables the identification and characterization of microlensing events in the Galactic disk fields.

Our methodology is similar to that used in our previous works (Mróz et al. 2017, 2019). We analyzed  $r$ -band light curves of objects associated with ZTF alerts in 408 fields at low Galactic latitudes ( $|b| \leq 20^\circ$ ); we required at least five alert detections (meaning that the object was detected on a difference image produced by the Zackay et al. 2016 algorithm). Then, we searched for objects with at least three consecutive data points that are at least  $3\sigma_{\text{base}}$  brighter than the baseline flux  $F_{\text{base}}$ , where  $F_{\text{base}}$  and  $\sigma_{\text{base}}$  were calculated using data points outside a 160 days window centered on the event. We also

fitted the microlensing point-source point-lens model to the light curves of all candidate objects. We selected candidate events that (1) do not exhibit any variability outside the window centered on the event, and (2) can be well-described by a microlensing point-lens point-source model. The light curves of selected candidates were additionally visually vetted by a human expert. The final models are based on simultaneous modeling of  $g$ - and  $r$ -band light curves.

We found 30 likely events which are listed in Table 1. The full table, including best-fitting model parameters, is available online.<sup>8</sup> Although the current sample is relatively small, the properties of detected events are different from those of Galactic bulge events. All detected events have relatively long Einstein timescales ( $30 \lesssim t_E \lesssim 200$  days) whereas typical timescales of bulge events are shorter ( $t_E \sim 20$  days) (e.g., Mróz et al. 2017). This may be partly explained by selection biases, but we have demonstrated (Mróz et al. 2019) that nightly observations are sufficient to detect events with timescales as short as a few days. From the theoretical point of view (e.g., Sajadian & Poleski 2019), it is expected that, on average, Galactic plane events should be longer than those in the bulge direction because the source and the lens, both in the Galactic disk, are moving in a similar direction.

**Table 1.** Gravitational Microlensing Events in the ZTF DR2 Data

Event	R.A.	Decl.	$l$	$b$	Remarks
ZTF18aatnfdf	286.633211	32.248996	63.592037	11.173057	
ZTF18aazdbym	290.784286	7.810517	43.509003	-3.416870	
ZTF18aaztjyd	326.173116	59.377872	101.101575	4.669597	
ZTF18aazwhw	339.955528	51.647223	103.116644	-6.088552	
ZTF18abaqxrt	290.617225	1.706486	38.010990	-6.113752	
ZTF18abhxjmj	284.029167	13.152260	45.192580	4.937164	
ZTF18ablrbkj	271.850400	-10.314477	18.695441	4.908538	
ZTF18ablrdcc	271.439120	-12.014556	17.006029	4.441709	Gaia18ch
ZTF18ablruzq	284.338291	11.433438	43.790788	3.892060	binary
ZTF18abmoxlq	285.984027	-13.929477	21.832965	-9.024192	

ZTF18abnbmsr	307.149376	22.830478	64.600302	-9.235573	Gaia18cr
ZTF18abqawpf	287.113964	1.531903	36.239259	-3.084660	binary
ZTF18abqazwf <sup>a</sup>	285.134471	30.511120	61.434070	11.599466	binary?
ZTF18abqbeqv	279.578723	7.837854	38.448164	6.467501	
ZTF18absrqlr	307.149376	22.830478	64.600302	-9.235573	
ZTF18abtnvsg	291.019150	20.478976	54.790638	2.361105	
ZTF18acskgwu	76.632447	8.425664	192.546959	-18.799234	binary
ZTF19aabbuqn	48.694244	62.343390	138.738918	3.955177	
ZTF19aaekacq	279.404621	11.200516	41.407932	8.116296	
ZTF19aainwvb	55.197569	57.955805	143.884446	2.147052	Gaia19bj
ZTF19aamlgyh	289.114418	26.653532	59.467936	6.770307	Gaia19as
ZTF19aamrjmu	280.734529	32.873054	62.121495	15.974788	
ZTF19aaonska	273.900566	-2.256985	26.802123	6.922664	Gaia19av
ZTF19aaprpng	274.913476	0.590991	29.819420	7.338351	
ZTF19aatudnj <sup>a</sup>	290.663294	19.550373	53.813242	2.218551	Gaia19bz binary?
ZTF19aatwaux	258.208411	-27.182057	357.476262	7.002211	
ZTF19aavisrq	297.706148	34.637344	70.054958	4.102724	Gaia19da
ZTF19aavndrc	281.836951	-4.338099	28.604991	-1.068892	
ZTF19aavnrt	309.034132	32.720880	73.669581	-4.807238	
ZTF19aaxsdqz	283.497170	-1.152267	32.197043	-1.092856	

**Notes.** Equatorial coordinates are given for the epoch J2000.

<sup>a</sup>Possible microlensing event.

For four of the detected events, we were able to measure microlens parallax. ZTF18abaqxrt is particularly interesting because the source is bright ( $r \approx 14.7$ ) and so the *Gaia* satellite have likely measured the astrometric






microlensing signal. We also detected five likely binary microlensing events (ZTF18ablruzq, ZTF18abqawpf, ZTF18abqazwf, ZTF18acskgwu, ZTF19aatudnj). Preliminary models indicate that these events were caused by stellar binaries.

Based on observations obtained with the Samuel Oschin Telescope 48 inch and the 60 inch Telescope at the Palomar Observatory as part of the Zwicky Transient Facility project. ZTF is supported by the National Science Foundation under grant No. AST-1440341 and a collaboration including Caltech, IPAC, the Weizmann Institute for Science, the Oskar Klein Center at Stockholm University, the University of Maryland, the University of Washington, Deutsches Elektronen-Synchrotron and Humboldt University, Los Alamos National Laboratories, the TANGO Consortium of Taiwan, the University of Wisconsin at Milwaukee, and Lawrence Berkeley National Laboratories. Operations are conducted by COO, IPAC, and UW.

## Footnotes

- 8 [http://www.astro.caltech.edu/~pmroz/microlensing\\_ZTF.pdf](http://www.astro.caltech.edu/~pmroz/microlensing_ZTF.pdf)

## References

- Bellm E. C., Kulkarni S. R., Graham M. J. *et al* 2019 *PASP* **131** 018002  
[IOPscience](#)   [ADS](#)   [Google Scholar](#)   - 
- Dong S., Mérand A., Delplancke-Ströbele F. *et al* 2019 *ApJ* **871** 70  
[IOPscience](#)   [ADS](#)   [Google Scholar](#)   - 
- Graham M. J., Kulkarni S. R., Bellm E. C. *et al* 2019 *PASP* **131** 078001  
[IOPscience](#)   [ADS](#)   [Google Scholar](#)   - 
- Lu J. R., Sinukoff E., Ofek E. O. *et al* 2016 *ApJ* **830** 41  
[IOPscience](#)   [ADS](#)   [Google Scholar](#)   - 
- Masci F. J., Laher R. R., Rusholme B. *et al* 2019 *PASP* **131** 018003  
[IOPscience](#)   [ADS](#)   [Google Scholar](#)   - 
- Mróz P., Udalski A., Skowron J. *et al* 2017 *Natur* **548** 183  
[Crossref](#)   [ADS](#)   [Google Scholar](#)   - 