

Gravitational waveforms of binary neutron star inspirals using PN Tidal Splicing

Kevin Barkett,¹ Yanbei Chen,¹ Mark A. Scheel,¹ and Vijay Varma¹

¹*TAPIR, Walter Burke Institute for Theoretical Physics, California Institute of Technology, Pasadena, CA 91125, USA*
(Dated: November 26, 2019)

The tidal deformations of neutron stars within an inspiraling compact binary alter the orbital dynamics, imprinting a signature on the gravitational wave signal. Modeling this signal could be done with numerical-relativity simulations, but these are too computationally expensive for many applications. Analytic post-Newtonian treatments are limited by unknown higher-order non-tidal terms. This paper further builds upon the “Tidal Splicing” model in which post-Newtonian tidal terms are “spliced” onto numerical relativity simulations of black-hole binaries. We improve on previous treatments of tidal splicing by including spherical harmonic modes beyond the (2,2) mode, expanding the Post-Newtonian expressions for tidal effects to 2.5 order, including dynamical tide corrections, and adding a partial treatment of the spin-tidal dynamics. Furthermore, instead of numerical relativity simulations, we use the spin-aligned BBH surrogate model “NRHybSur3dq8” to provide the BBH waveforms that are input into the tidal splicing procedure. This allows us to construct spin-aligned, inspiraling TaylorT2 and TaylorT4 splicing waveform models that can be evaluated quickly. These models are tested against existing binary neutron star and black hole-neutron star simulations. We implement the TaylorT2 splicing model as an extension to “NRHybSur3dq8”, creating a model that we call “NRHybSur3dq8Tidal”.

I. INTRODUCTION

In August 2017, the network of interferometers consisting of Advanced LIGO [1] and VIRGO [2] first observed the gravitational radiation from the inspiral and merger of a binary neutron star (BNS) [3], opening the door to exploring extremely compact objects other than binary black holes (BBH). Coincident detection with the electromagnetic observational counterpart GRB 170817A [4], showed that these systems are the progenitors of short gamma-ray bursts, and herald the start of multi-messenger astronomy. Additionally, this detection served as a probe of the neutron star equation of state (EOS) [3, 5], and provided constraints on the gravitational wave speed [4]. As the detectors’ sensitivities improve, observing more such systems will further constrain the governing physics [6, 7]. However, capturing all of the information encoded in the measured signals requires detailed, accurate templates that precisely describe waveforms from BNS or black hole-neutron star (BHNS) systems.

A common approach to generate BHNS and BNS waveforms is to create analytic and phenomenological models that capture the behavior of BHNS and BNS systems, often in the form of additional corrections to BBH waveform models. Within the post-Newtonian (PN) formalism, Ref [8] first computed the leading order tidal effects on the orbital evolution, characterized by the static quadrupolar tidal deformability, $\bar{\lambda}_2$. However recent work suggests that the choice of the BBH model used as the background for tidal corrections can impact parameter estimation [9, 10], suggesting that errors in PN waveforms for BNS and BHNS systems might be dominated by unknown higher-order vacuum terms rather than tidal terms.

An alternative to the PN formalism is to implement tidal corrections as an extension to the calibrated ef-

fective one-body (EOB) model SEOBNRv4 [11], including additional static higher order effects [12–15]. This leads to the time domain model SEOBNRv4T [14, 16]. A distinct EOB model, TEOBResumS [17], utilizes phenomenological fits against NR results with tidal effects that also include leading order self-spin effects.

Additional models have been constructed by calibrating to numerical simulations of BNS and BHNS binaries. The LEA+ model [7] is a frequency domain waveform model calibrated to a series of BHNS simulations with mass ratios of $q > 2$ [18] as an enhancement to the SEOBNRv2 model [19]. While LEA+ is a full waveform model, it is valid only over the limited parameter space of the simulations used to calibrate it, *i.e.* $q > 2$.

The frequency domain models SEOBNRv4_ROM_NRTidal, PhenomD_NRTidal, and PhenomPv2_NRTidal [20] are built by combining the BBH models SEOBNRv4_ROM [11], PhenomD [21, 22], and PhenomPv2 [23, 24] with the NRTidal model [25]. NRTidal is a phenomenological fit of BNS/BHNS simulation data to PN-like coefficients. While these models cover a wide range of BNS parameter space, the fits are calibrated to a limited number of waveforms and seem to overestimate the tidal effects during the inspiral [20], though improvements to these models are expected to eliminate this problem [26].

The most accurate means of obtaining BNS and BHNS waveform templates would be to run full numerical simulations. Running simulations that incorporate the relevant matter physics for BHNS/BNS is a field of active development [18, 25, 27–34]. However, the range of possible systems spans not just the masses and spins of the components, but also includes all allowable EOSs. This would require a large number of simulations to populate such a high dimensional parameter space. Furthermore, the large computational cost of such simulations makes them impractical for parameter estimation purposes.

On the other hand, numerical simulations of BBH systems have made great strides over recent years, and there are now public repositories of hundreds of simulations for binaries with a variety of different initial masses and spins [35–43]. Furthermore, surrogate models now allow interpolation of numerical-relativity waveforms to desired values of initial masses and spins [44–50]. Ref [49] showed that surrogate models can robustly generate faithful representations of binary black hole systems with spin magnitudes $\chi < 0.8$ and masses low enough to be valid for BNS systems ($M \geq 2.25M_\odot$).

We build on a hybrid method called “tidal splicing” [51], which computes inspiral waveforms for BNS and BHNS by combining the accuracy of numerical BBH simulations with the efficiency of PN models for tidally deformable systems. This method does so by decomposing the numerical BBH waveform in a manner akin to the PN formalism and using this decomposition to replace all orders of the vacuum terms in the analytic PN expansion with their numerical equivalents. We combine these vacuum terms with the analytic tidal PN terms to build up a waveform that models the inspiral of a BNS/BHNS.

In this paper, we continue the development of tidal splicing beyond Ref. [51] by extending the method to spinning systems and spherical harmonic modes beyond the (2,2) mode. Using results from newly available EOB models that incorporate higher PN effects [12–15], we also extend the known higher order tidal effects from EOB to the time domain PN approximants. Previous explorations of tidal splicing [51] were based on particular individual numerical relativity BBH simulations, and therefore could be tested only for the masses and spins of those simulations. Here, instead of using numerical relativity simulations directly, we will use the hybridized surrogate model ‘NRHybSur3dq8’ [49] as our BBH base.

We organize this paper as follows: in Sec II we summarize the current existing work on time domain tidal waveforms in the PN framework; in Sec III we discuss how we partially extend the PN tidal approximants to 2.5PN order and how we correct the dynamical tide effects for spinning NS; in Sec IV we explain our method of tidal splicing; and in Sec V we compare tidal splicing with some recent BHNS and BNS simulations.

Except where otherwise noted, we shall use the subscripts A, B to refer to the individual NS or BH objects, the subscripts $\ell = 2, 3, \dots$ refer usually to the specific polar mode of the tidal effect in consideration (*i.e.* 2=quadrupolar, 3=octopolar, etc.), while the ℓ, m superscripts will typically correspond to the spin-weighted spherical harmonic modes ${}_{-2}Y^{\ell m}$ of the waveform. We chose units of $G = c = 1$.

II. POST-NEWTONIAN THEORY

The PN approximation describes the binary’s orbital behavior as series expansions that are valid in the slow-moving, weak-field regime. The expansion parameter is

the characteristic velocity of the inspiraling objects, v (another common parameter is $x = v^2$). We denote an expansion term of order $\mathcal{O}(v^n)$ by the label $\frac{n}{2}$ PN (e.g. 2.5PN corresponds to v^5 beyond leading order). A more detailed summary of PN theory as it pertains to point-particle systems can be found in [52].

We start with a quasi-circular binary system of a pair compact objects with component masses m_A and m_B , with total mass M , and spins of dimensionless magnitude χ_A and χ_B aligned with the orbital angular momentum. Here $\chi_A = S_A/m_A^2$, where S_A is the spin angular momentum. We define the mass ratio q as the larger mass over the smaller mass, m_A/m_B , so that $q \geq 1$. For convenience, we also define the mass fraction $X_A = m_A/M$, and symmetric mass ratio $\nu = X_A X_B$.

When the objects are not simply point particles, but extended objects like neutron stars, each object responds to the changing tidal fields. The leading tidal effects are the result of the deformation of the NS due to the tidal field generated by the other object in the binary. This effect is characterized by the dimensionless ℓ -polar tidal deformability parameter, $\bar{\lambda}_\ell$. Other commonly used parameters are dimensionful tidal parameter λ_ℓ or the tidal love number k_ℓ , and are related to $\bar{\lambda}_\ell$ by the NS radius R_A or compactness $C_A = m_A/R_A$ according to

$$\bar{\lambda}_{\ell A} = \frac{2}{(2\ell - 1)!!} \frac{k_{\ell A}}{C_A^{2\ell+1}} = \frac{\lambda_{\ell A}}{m_A^{2\ell+1}}. \quad (1)$$

As each object in the binary can have its own deformability, we add the subscript A, B to specify the particular object.

In the following, we will often separate the PN expressions into two parts: “BBH terms”, the terms that describe a BBH inspiral, and “tidal terms”, the terms that describe corrections due to one or more of the objects being something other than a BH. This will be important for tidal splicing, for which we replace the BBH terms with numerical relativity (or a surrogate model thereof) but we use the PN expressions for the tidal terms. The tidal deformability $\bar{\lambda}_{\text{BH}}$ of black holes is generally treated as vanishing but is somewhat difficult to define [53]; here we will set $\bar{\lambda}_{\text{BH}} = 0$, so all terms that depend on $\bar{\lambda}_\ell$ are tidal terms. The BBH terms are identical to point-particle terms up to 4PN for nonspinning BHs and 2.5PN (with the exception of 2PN quadrupole moment terms) for spinning BHs [54]. We include the 2PN correction for spinning BHs in Section III A.

A. Orbital Evolution

Two equations govern the evolution of the quasi-circular binary system in PN theory. The first relates the orbital phase ϕ to v by a correspondence with the orbital frequency, ω ,

$$\omega = \frac{d\phi}{dt} = \frac{v^3}{M}. \quad (2)$$

The other equation is the energy balance equation as the emission of gravitational radiation drives the adiabatic evolution by bleeding away the orbital energy, $E(v)$. If the energy flux is given by $F(v)$, then this energy balance equation is

$$\frac{dE(v)}{dt} = -F(v). \quad (3)$$

The quadrupolar tidal deformability $\bar{\lambda}_2$ enters $E(v)$ and $F(v)$ first at 0PN as a $\mathcal{O}(v^{10})$ term, and through 1PN corrections at $\mathcal{O}(v^{12})$ [8, 55]. While normally such high order effects would be neglected, the relatively large size of $\bar{\lambda}_2 \sim \mathcal{O}(1000)$ suggest the tidal deformations impact the waveform earlier in the inspiral than expected by their formal PN order.

Ref [8] provides the energy and flux expansions to 1PN,

$$\begin{aligned} E(v) = & -\frac{\nu v^2}{2} \left[1 + \left(-\frac{3}{4} - \frac{\nu}{12} \right) v^2 + \mathcal{O}(v^3) \right. \\ & + \bar{\lambda}_{2A} v^{10} X_A^4 \left(9(-1 + X_A) + \frac{11}{2} (-3 + X_A \right. \\ & \left. \left. - X_A^2 + 3X_A^3) v^2 + \mathcal{O}(v^3) \right) + (A \rightarrow B) \right], \quad (4) \\ F(v) = & \frac{32\nu^2 v^{10}}{5} \left[1 + \left(-\frac{1247}{336} - \frac{35}{12}\nu \right) v^2 + \mathcal{O}(v^3) \right. \\ & + \bar{\lambda}_{2A} v^{10} X_A^4 \left(6(3 - 2X_A) + \frac{1}{28} (-704 - 1803X_A \right. \\ & \left. \left. + 4501X_A^2 - 2170X_A^3) v^2 + \mathcal{O}(v^3) \right) + (A \rightarrow B) \right]. \quad (5) \end{aligned}$$

B. TaylorT Approximants

We can now insert the energy and flux expressions into the orbital evolution, Eq. (2), and energy balance, Eq. (3), equations and solve these equations to describe the binary's evolution. These equations are expanded in powers of v , and then truncated at a particular order. There are many choices of how to do this truncation, and these choices give rise to different families of PN approximants. All these families agree to the same formal PN order but have different higher order terms in v . The two approximants that we will examine here are usually referred to as TaylorT4 and TaylorT2.

Because the tidal terms are formally proportional to at least v^{10} , naively truncating an expansion at a given power of v would eliminate these terms until we reached v^{10} , where the point-particle terms are unknown. To ensure that tidal terms are included, and in light of the fact that $\bar{\lambda}_2$ is large, we handle the leading tidal terms as if they were the same order as the leading PN terms: $\mathcal{O}(1) \sim \mathcal{O}(\bar{\lambda}_2 v^{10})$ [8]. (See Appendix E for further discussion regarding this correspondence in PN orders.) In the expansions below we then keep all terms through 1PN beyond leading order effects.

1. TaylorT4

The TaylorT4 [56] method generates the orbital evolution by rewriting the energy balance equation as

$$\frac{dv}{dt} = -\frac{F(v)}{M \frac{dE(v)}{dv}}, \quad (6)$$

then expanding the ratio on the right hand side as a power series in v and truncating at the appropriate order, so that

$$\frac{dv}{dt} = \mathcal{F}_{\text{BBH}}(v) + \mathcal{F}_{\text{Tid}}(v). \quad (7)$$

Here, we have broken the series into 2 parts: the terms corresponding to a BBH system in \mathcal{F}_{BBH} (*i.e.* $\bar{\lambda}_2 = 0$) and the terms corresponding to the tidal correction in \mathcal{F}_{Tid} . We don't reproduce \mathcal{F}_{BBH} here (as it is not needed for our methods), but \mathcal{F}_{Tid} to 1PN order is [8],

$$\begin{aligned} \mathcal{F}_{\text{Tid}}(v) = & \frac{32\nu v^9}{5M} \left[\bar{\lambda}_{2A} X_A^4 v^{10} \left(72 - 66X_A + \left(\frac{4421}{56} \right. \right. \right. \\ & \left. \left. \left. - \frac{12263X_A}{56} + \frac{1893X_A^2}{4} - \frac{661X_A^3}{2} \right) v^2 \right) \right. \\ & \left. + (A \rightarrow B) \right]. \quad (8) \end{aligned}$$

The TaylorT4 method computes the quantity $v(t)$ by integrating Eq. (7), then computes the orbital phase by integrating

$$\frac{d\phi}{dt} = v^3/M. \quad (9)$$

The two constants arising from integrating both equations correspond to the inherent freedom to choose the initial time and phase of the waveform.

2. TaylorT2

The TaylorT2 [57] expansion begins at the same point as TaylorT4 with the PN energy equation and definition of v , except the equations are rearranged to get a pair of integral expressions parametric in v ,

$$t(v) = t_0 + M \int \frac{dE(v)}{F(v)} dv, \quad (10)$$

$$\phi(v) = \phi_0 + \int v^3 \frac{dE(v)}{F(v)} dv. \quad (11)$$

The integration constants t_0 and ϕ_0 are both freely specifiable, and can be used to set the initial time and phase of the resulting waveform.

The above integrands are expanded as a power series, truncated to the appropriate order, and then integrated to get series expressions for both the time and phase,

which we break into a part corresponding to a BBH system and a part comprised of all the additional tidal effects,

$$t(v) = t_0 + \mathcal{T}_{\text{BBH}}(v) + \mathcal{T}_{\text{Tid}}(v), \quad (12)$$

$$\phi(v) = \phi_0 + \mathcal{P}_{\text{BBH}}(v) + \mathcal{P}_{\text{Tid}}(v). \quad (13)$$

As before, we do not reproduce expressions for \mathcal{T}_{BBH} or \mathcal{P}_{BBH} , but the 1PN tidal terms are

$$\begin{aligned} \mathcal{T}_{\text{Tid}}(v) = & -\frac{5M}{256\nu v^8} \left[\bar{\lambda}_{2A} X_A^4 v^{10} \left(288 - 264X_A \right. \right. \\ & \left. \left. + \left(\frac{3179}{4} - \frac{919X_A}{4} - \frac{1143X_A^2}{2} + 65X_A^3 \right) v^2 \right) \right. \\ & \left. + (A \rightarrow B) \right], \quad (14) \end{aligned}$$

$$\begin{aligned} \mathcal{P}_{\text{Tid}}(v) = & -\frac{1}{32\nu v^5} \left[\bar{\lambda}_{2A} X_A^4 v^{10} \left(72 - 66X_A \right. \right. \\ & \left. \left. + \left(\frac{15895}{56} - \frac{4595X_A}{56} - \frac{5715X_A^2}{28} + \frac{325X_A^3}{14} \right) v^2 \right) \right. \\ & \left. + (A \rightarrow B) \right]. \quad (15) \end{aligned}$$

C. BBH Strain Modes

The gravitational radiation emission pattern for distant observers can be represented via a decomposition into spin-weighted spherical harmonics. Following the PN formalism used in [58], we express the strain from compact objects inspiraling in quasi-circular orbits as

$$h_{\text{BBH}}^{\ell m}(v) = \frac{2\nu v^2 M}{r} \sqrt{\frac{16\pi}{5}} H^{\ell m}(v) e^{-im\Psi(v)}, \quad (16)$$

where r is the distance from the source to the detector. The various terms of $H^{\ell m}(v)$ are complex series expansions of the individual modes and are distinct from the series expansions for the energy and flux from above [58]. $\Psi(v)$ is the tail-distorted orbital phase variable [59, 60]

$$\Psi(v) = \phi(v) - 2M\omega \ln\left(\frac{\omega}{\omega_0}\right). \quad (17)$$

The constant ω_0 is the reference frequency, often chosen to be the frequency the waveform enters the detector's frequency band.

We will now rewrite Eq. (16) in a simpler and more convenient form. The first simplification arises because $\phi(v)$ is proportional to v^{-5} to leading order, and because ω is proportional to v^3 . This means that the correction in Eq. (17) is of 4PN order (i.e. v^8 beyond leading order), higher order than we consider in this paper, so we neglect it and set $\Psi(v) = \phi(v)$.

The second simplification is to rewrite $H^{\ell m}(v)$ in Eq. (16), which is complex, in terms of real quantities.

We do this by treating the imaginary part of $H^{\ell m}(v)$ as a phase correction as is done in [61]. Thus we write

$$h_{\text{BBH}}^{\ell m}(v) = A_{\text{BBH}}^{\ell m}(v) e^{i(\psi_{\text{BBH}}^{\ell m}(v) - m\phi(v))}, \quad (18)$$

where $A_{\text{BBH}}^{\ell m}(v)$ and $\psi_{\text{BBH}}^{\ell m}(v)$ are real. This is the expression we will use for the waveform amplitudes in subsequent sections.

We make one further simplification for the special case of the (2, 2) mode: for that mode, $\psi_{\text{BBH}}^{2,2}$ can be neglected. To see why, we examine the expression for $H^{22}(v)$ [58] and find that the first imaginary terms enter at 2.5PN order. We then can write

$$\begin{aligned} H^{22}(v) e^{-2i\phi(v)} &= A_{\text{BBH}}^{22}(v) (1 + iv^5\delta + \mathcal{O}(v^6)) e^{-2i\phi(v)} \\ &\approx A_{\text{BBH}}^{22}(v) e^{iv^5\delta} e^{-2i\phi(v)}, \quad (19) \end{aligned}$$

where δ is the imaginary 2.5PN coefficient of $H^{22}(v)$. Because $\phi(v)$ is proportional to v^{-5} to leading order, $\psi_{\text{BBH}}^{2,2} = v^5\delta$ is a 5PN phase correction (i.e. a correction to $\phi(v)$ that is v^{10} beyond leading order), so we set $\psi_{\text{BBH}}^{2,2} = 0$. Therefore

$$h_{\text{BBH}}^{22}(v) = A_{\text{BBH}}^{22}(v) e^{-2i\phi(v)}. \quad (20)$$

We will see later that in the tidal splicing procedure that replaces BBH terms with numerical relativity, Eq. (20) allows us to extract $\phi(v)$ as the phase of the (2,2) mode.

D. Tidal Correction to Strain

Ref [13] computed the leading order PN tidal corrections to the strain modes (these are explicitly written out in the form we use here in Eqs. (A14-A17) of [62]). There are no corrections to the phase of the individual modes at leading order, (i.e. $\psi_{\text{Tid}}^{\ell m}(v) = 0$), so the strain modes for systems with tidally deformed objects are then

$$h_{\text{Tid}}^{\ell m}(t) = (A_{\text{BBH}}^{\ell m}(v) + A_{\text{Tid}}^{\ell m}(v)) e^{i(\psi_{\text{BBH}}^{\ell m}(v) - m\phi(v))}. \quad (21)$$

The additive corrections to the strain amplitudes are then given by

$$\begin{aligned} A_{\text{Tid}}^{22}(v) &= \left| 24 \sqrt{\frac{\pi}{5}} v^{12} \bar{\lambda}_{2A} X_A^5 (3 - 5X_A + 2X_A^2) \right. \\ &\quad \left. \times (1 + \alpha_{2A}^{22} v^2 + \alpha_{4A}^{22} v^4) + (A \rightarrow B) \right|, \\ A_{\text{Tid}}^{21}(v) &= \left| 8 \sqrt{\frac{\pi}{5}} v^{13} \bar{\lambda}_{2A} X_A^5 \left(\frac{9}{2} - 15X_A + \frac{33X_A^2}{2} - 6X_A^3 \right) \right. \\ &\quad \left. \times (1 + \alpha_{2A}^{21} v^2) - (A \rightarrow B) \right|, \\ A_{\text{Tid}}^{33}(v) &= \left| 108 \sqrt{\frac{3\pi}{14}} v^{13} \bar{\lambda}_{2A} X_A^5 (1 - 2X_A + X_A^2) \right. \end{aligned}$$

$$\begin{aligned}
& \times \left(1 + \alpha_{2A}^{33} v^2\right) - (A \rightarrow B) \Big|, \\
A_{\text{Tid}}^{31}(v) &= \left| 12 \sqrt{\frac{\pi}{70}} v^{13} \bar{\lambda}_{2A} X_A^5 (1 - 2X_A + X_A^2) \right. \\
& \left. \times \left(1 + \alpha_{2A}^{31} v^2\right) - (A \rightarrow B) \right|, \quad (22)
\end{aligned}$$

where $\alpha_i^{\ell m}$ are coefficients that depend on the masses. The term α_2^{22} is

$$\alpha_{2A}^{22} = \frac{-202 + 560X_A - 340X_A^2 + 45X_A^3}{42(3 - 2X_A)}, \quad (23)$$

while the rest of the $\alpha_i^{\ell m}$ are currently not known. The corrections arising from $A_{\text{Tid}}^{\ell m}$ not listed in Eq. (22) enter at higher PN orders and so we ignore them here.

For $m = \text{odd}$ modes, note that the $(A \rightarrow B)$ terms in Eqs. (22) appear with an overall minus sign. This can be understood by considering that for identical objects A and B , the $m = \text{odd}$ modes must vanish because of symmetry under an azimuthal rotation by π .

E. Dynamical Tides

The tidal corrections considered so far are based on a tidal deformability parameter, which describes the deformation of a stationary object in the presence of a stationary tidal field. For dynamical objects in a binary system, this amounts to treating the tidal deformation as proportional to the instantaneous tidal field of the companion. However, the objects also have internal f -modes described by the resonant frequencies $\omega_{f\ell}$. In late inspiral, as the orbital frequency approaches $\omega_{f\ell}$, it is no longer appropriate to treat tides as stationary, and dynamical tidal effects must be considered. Ref [14, 16] analyzed how these dynamical tides affect the orbital motion for nonspinning systems. The approximate solution they derive treats the dynamical tidal deformabilities as frequency-dependent scalings of their static values. We summarize their results here.

In effect, the dynamical tides serve primarily to amplify the static deformability during the evolution, peaking when the orbital frequency is on resonance with one of the object's internal f -modes, with frequency $\omega_{f\ell A}$. We shall also make use of the dimensionless f -mode resonance frequency,

$$\bar{\omega}_{f\ell A} = M \omega_{f\ell A}. \quad (24)$$

Note that our choice of defining $\bar{\omega}_{f\ell A}$ by scaling it as the binary's total mass M , rather than the object mass m_A as other works often use, is for our convenience when comparing with the dimensionless orbital frequency, $\bar{\omega} = M\omega$.

In the nonspinning case, we denote the characteristic parameter governing the resonance as

$$\gamma_{\ell A} = \frac{\ell\omega}{\omega_{f\ell A}} = \frac{\ell v^3}{\bar{\omega}_{f\ell A}}. \quad (25)$$

This parameter characterizes how close the system is to resonance.

Dynamical tidal effects result in a multiplicative correction factor for the deformability. There are two such correction factors: one that appears in the orbital evolution equations and one that appears in the strain amplitudes.

For the orbital phase evolution, Ref [14] expressed the effective enhancement factor $\kappa_{\ell A}(v)$ on the static deformability of object A by

$$\kappa_{\ell A}(v) = a_\ell + b_\ell \left[\frac{1}{1 - \gamma_{\ell A}^2} + \frac{4}{3\sqrt{\epsilon_\ell} \hat{t}_\ell \gamma_{\ell A}^2} + \sqrt{\frac{\pi}{3\epsilon_\ell}} \frac{\mathcal{Q}_\ell}{\gamma_{\ell A}^2} \right], \quad (26)$$

where

$$\begin{aligned}
\epsilon_\ell &= \frac{256\nu\omega_{f\ell A}^{5/3}}{5\ell^{5/3}}, \\
\hat{t}_\ell &= \frac{8}{5\sqrt{\epsilon_\ell}} \left(1 - \gamma_{\ell A}^{-5/3}\right), \\
\mathcal{Q}_\ell &= \cos\left(\frac{3\hat{t}_\ell}{8}\right) \left[1 + 2F_S\left(\frac{\sqrt{3}}{2\sqrt{\pi}}\hat{t}_\ell\right)\right] \\
&\quad - \sin\left(\frac{3\hat{t}_\ell}{8}\right) \left[1 + 2F_C\left(\frac{\sqrt{3}}{2\sqrt{\pi}}\hat{t}_\ell\right)\right], \quad (27)
\end{aligned}$$

with F_S and F_C as the Fresnel sine and cosine integrals. The coefficients (a_ℓ, b_ℓ) are given by $(a_2, b_2) = (1/4, 3/4)$ and $(a_3, b_3) = (3/8, 5/8)$. The PN orbital evolution equations, Eqs. (8, 14), and (15), can be modified to incorporate the dynamical tides by taking $\bar{\lambda}_{\ell A} \rightarrow \bar{\lambda}_{\ell A} \kappa_{\ell A}(v)$.

The correction to the strain amplitudes is computed in Ref. [15]:

$$\hat{\kappa}_{2A}(v) = \frac{(\kappa_{2A}(v) - 1)\omega_{f2A}^2 + 6(1 - X_A)\kappa_{2A}\omega^2}{(9 - 6X_A)\omega^2}. \quad (28)$$

As in the case of the deformability amplification for the orbital evolution, the deformability amplification for the dynamical strain can be incorporated into Eq. (22) by the substitution $\bar{\lambda}_{2A} \rightarrow \bar{\lambda}_{2A} \hat{\kappa}_{2A}(v)$.

Note that these dynamical tide corrections do not produce proper power series expansions of v , because the Fresnel integrals do not have a well defined power series expansion about $v = 0$ (even though those terms vanish as $v \rightarrow 0$, they also oscillate infinitely fast). So including $\kappa_{\ell A}(v)$ and $\hat{\kappa}_{2A}(v)$ into the evolution and strain formula means the tidal effects cannot be represented to a formal PN order. While this is not a problem for the actual generation of the waveforms, it does mean that the differences between the different families of PN approximants no longer diverge at a well defined PN order.

III. ADDITIONAL TIDAL CORRECTIONS

A. Partial 2.5PN Tidal Terms

The static tidal corrections to the orbital evolution discussed so far have been those derived from Eqs. (4) and (5), which are 1PN order expressions computed by Ref. [8]. Since then, higher-order corrections have been computed, but only within the EOB formalism and not for standard PN approximants. These higher-order terms include not only nonspinning $\bar{\lambda}_2$ tidal corrections to the energy (through the EOB Hamiltonian) up through 2.5PN order, but also corrections according to the static octopolar deformability $\bar{\lambda}_3$ [12] through 2.5PN order. These 2.5PN tidal effects are already included both for SEOBNRv4T [14, 16], and for the frequency domain approximant TaylorF2 [62]. We use the EOB results to obtain the time domain Taylor approximants here.

The details of how to convert the $\bar{\lambda}_2$ and $\bar{\lambda}_3$ 2.5PN tidal terms from the EOB Hamiltonian to corrections to Eq. (4) are given in Appendix A. That computation yields

$$E_{\bar{\lambda}_2}(v) = -\frac{\nu v^2}{2} \left[\bar{\lambda}_{2A} v^{10} X_A^4 \left(9(-1 + X_A) + \frac{11}{2} (-3 + X_A - X_A^2 + 3X_A^3) v^2 + \frac{13}{2} \left(-\frac{51}{4} - \frac{15}{4} X_A + \frac{361}{42} X_A^2 + \frac{47}{21} X_A^3 + \frac{47}{12} X_A^4 + \frac{7}{4} X_A^5 \right) v^4 + \mathcal{O}(v^6) \right) + (A \rightarrow B) \right], \quad (29)$$

$$E_{\bar{\lambda}_3}(v) = -\frac{\nu v^2}{2} \left[\bar{\lambda}_{3A} v^{14} X_A^6 \left((-65 + 65X_A) + \left(\frac{75}{2} - \frac{875}{2} X_A + \frac{475}{2} X_A^2 + \frac{325}{2} X_A^3 \right) v^2 + \left(-\frac{6205}{24} - \frac{4165}{8} X_A + \frac{425}{36} X_A^2 - \frac{1955}{4} X_A^3 + \frac{26095}{24} X_A^4 + \frac{12155}{72} X_A^5 \right) v^4 + \mathcal{O}(v^6) \right) + (A \rightarrow B) \right]. \quad (30)$$

From these expressions we can see that the leading order

octopolar deformability terms enter at $\mathcal{O}(v^{14})$. Numerically, $\bar{\lambda}_3$ is typically larger than $\bar{\lambda}_2$, with $\bar{\lambda}_3 \sim \mathcal{O}(1000 - 10000)$. Thus, as we did for $\bar{\lambda}_2$, we treat the leading order $\bar{\lambda}_3$ terms as being the same formal order as the leading order PN terms, *i.e.* $\mathcal{O}(1) \sim \mathcal{O}(\bar{\lambda}_2 v^{10}) \sim \mathcal{O}(\bar{\lambda}_3 v^{14})$. Terms for both deformabilities are computed up to 2.5PN order.

Unfortunately, unlike the energy, the fluxes are not known to 2.5PN order. We shall introduce undefined coefficients for the missing terms, $\alpha_4, \beta_0, \beta_2, \beta_4$ so that we may expand the PN expressions to a consistent order. We write the flux terms as

$$F_{\bar{\lambda}_2}(v) = \frac{32\nu^2 v^{10}}{5} \left[\bar{\lambda}_{2A} v^{10} X_A^4 \left(6(3 - 2X_A) + \frac{1}{28} (-704 - 1803X_A + 4501X_A^2 - 2170X_A^3) v^2 + \alpha_4 v^4 + \mathcal{O}(v^6) \right) + (A \rightarrow B) \right], \quad (31)$$

$$F_{\bar{\lambda}_3}(v) = \frac{32\nu^2 v^{10}}{5} \left[\bar{\lambda}_{3A} v^{14} X_A^6 \left(\beta_0 + \beta_2 v^2 + \beta_4 v^4 + \mathcal{O}(v^6) \right) + (A \rightarrow B) \right]. \quad (32)$$

We keep track of the undefined coefficients $\alpha_4, \beta_0, \beta_2, \beta_4$ for the purposes of completeness; when the value of those coefficients are computed in some future work, those values can simply substituted into the flux expression and the Taylor expansions of the orbital evolution below. For our results in Section V, we set these coefficients to zero.

For aligned spin systems, there will also be terms corresponding to spin-tidal terms, interactions in the Hamiltonian between object spins and the tidal deformations of the NS. The spin-tidal connection terms are not included in our expansions because of discrepancies in the literature regarding the calculation of the leading order 1.5PN coefficients; a discussion of those coefficients, including how to add them when those discrepancies are resolved, can be found in Appendix D.

Because we have added tidal terms up to 2.5PN order, for a consistent expansion we also introduce non-tidal 2.5PN spin-orbit, spin-spin, and rotationally induced quadrupolar moment effects [63–72] to both the orbital energy and the flux expressions. The non-tidal parts of these expressions are:

$$E_{\text{BBH}}(v) = -\frac{\nu v^2}{2} \left[1 + \left(-\frac{3}{4} - \frac{\nu}{12} \right) v^2 + \left(2\chi_A X_A \left(1 + \frac{X_A}{3} \right) - 2\chi_B X_B \left(1 + \frac{X_B}{3} \right) \right) v^3 + \left(\frac{1}{8} \left(-27 + 19\nu - \frac{\nu^2}{3} \right) + 2\chi_A \chi_B \nu - (\bar{Q}_A + 1)\chi_A^2 X_A^2 - (\bar{Q}_B + 1)\chi_B^2 X_B^2 \right) v^4 + \left(\chi_A X_A \left(3 + \frac{5X_A}{3} + \frac{29X_A^2}{9} + \frac{X_A^3}{9} \right) + \chi_B X_B \left(3 + \frac{5X_B}{3} + \frac{29X_B^2}{9} + \frac{X_B^3}{9} \right) \right) v^5 + \mathcal{O}(v^6) \right], \quad (33)$$

$$\begin{aligned}
F_{\text{BBH}}(v) = & \frac{32\nu^2 v^{10}}{5} \left[1 + \left(-\frac{1247}{336} - \frac{35}{12}\nu \right) v^2 + \left(4\pi + \chi_A X_A \left(-\frac{5}{4} - \frac{3X_A}{2} \right) + \chi_B X_B \left(-\frac{5}{4} - \frac{3X_B}{2} \right) \right) v^3 \right. \\
& + \left(\left(-\frac{44711}{9072} + \frac{9271\nu}{504} + \frac{65\nu^2}{18} \right) + \frac{31}{8} \chi_A \chi_B \nu + \left(\frac{33}{16} + 2\bar{Q}_A \right) \chi_A^2 X_A^2 + \left(\frac{33}{16} + 2\bar{Q}_B \right) \chi_B^2 X_B^2 \right) v^4 \\
& + \left(\left(\frac{-8191}{672} - \frac{583\nu}{25} \right) \pi + \chi_A X_A \left(-\frac{13}{16} + \frac{63X_A}{8} - \frac{73X_A^2}{36} - \frac{157X_A^3}{18} \right) \right. \\
& \left. \left. + \chi_B X_B \left(-\frac{13}{16} + \frac{63X_B}{8} - \frac{73X_B^2}{36} - \frac{157X_B^3}{18} \right) \right) v^5 + \mathcal{O}(v^6) \right]. \quad (34)
\end{aligned}$$

In the above expressions, \bar{Q}_A is the dimensionless quadrupole moment, which is unity for black holes, $\bar{Q}_{\text{BH}} = 1$, and is related to the dimensionful quadrupole moment Q_A by

$$\bar{Q}_A = -\frac{Q_A}{m_A^3 \chi_A^2}. \quad (35)$$

Therefore the full 2.5PN energy and flux expressions (replacing the 1PN versions given by Eqs. (4) and (5)) are simply

$$E(v) = E_{\text{BBH}}(v) + E_{\bar{\lambda}_2}(v) + E_{\bar{\lambda}_3}(v), \quad (36)$$

$$F(v) = F_{\text{BBH}}(v) + F_{\bar{\lambda}_2}(v) + F_{\bar{\lambda}_3}(v). \quad (37)$$

At this point, we can repeat the expansion procedure from Sections II B 1 and II B 2 to generate the TaylorT4 and TaylorT2 approximants. Again, we treat terms like $\mathcal{O}(1) \sim \mathcal{O}(\bar{\lambda}_2 v^{10}) \sim \mathcal{O}(\bar{\lambda}_3 v^{14})$ as leading order and expand through 2.5PN order.

1. TaylorT4

With the 2.5PN expressions for the energy and flux, we can now recompute the TaylorT4 approximant from Eq. (7) up to 2.5PN order. As before, the terms in dv/dt corresponding to a BBH system ($\bar{\lambda}_2 = \bar{\lambda}_3 = 0, \bar{Q} = 1$) are denoted $\mathcal{F}_{\text{BBH}}(v)$ (which we do not reproduce here), and the terms describing tidal corrections are denoted $\mathcal{F}_{\text{Tid}}(v)$. Here

$$\begin{aligned}
\mathcal{F}_{\text{Tid}}(v) = & \frac{32\nu v^9}{5M} \left[(5(\bar{Q}_A - 1)\chi_A^2 X_A^2) v^4 \right. \\
& + \bar{\lambda}_{2A} X_A^4 v^{10} \left(\sum_{i=0}^5 \mathcal{F}_{2A,i} v^i \right) \\
& \left. + \bar{\lambda}_{3A} X_A^6 v^{14} \left(\sum_{i=0}^5 \mathcal{F}_{3A,i} v^i \right) + (A \leftrightarrow B) \right]. \quad (38)
\end{aligned}$$

The coefficients $\mathcal{F}_{2A,i}$ and $\mathcal{F}_{3A,i}$ are given in Appendix B, Eq. (B1).

The $\bar{\lambda}_2 \times \chi_{A,B}$ cross terms appearing in these coefficients are not due to spin-tidal interaction terms in the Hamiltonian, but instead are a consequence of the series expansion power counting. The $(\bar{Q}_A - 1)$ in the v^4

term arises from the fact that we have incorporated the BBH part of \bar{Q}_A into $\mathcal{F}_{\text{BBH}}(v)$ (for which $\bar{Q}_{\text{BH}} = 1$) and included the remainder here.

2. TaylorT2

Similarly for TaylorT2, the updated time and phase expressions corresponding to Eqs. (14–15) are

$$\begin{aligned}
\mathcal{T}_{\text{Tid}}(v) = & -\frac{5M}{256\nu v^8} \left[- (10(\bar{Q}_A - 1)\chi_A^2 X_A^2) v^4 \right. \\
& + \bar{\lambda}_{2A} X_A^4 v^{10} \left(\sum_{i=0}^5 \mathcal{T}_{2A,i} v^i \right) \\
& \left. + \bar{\lambda}_{3A} X_A^6 v^{14} \left(\sum_{i=0}^5 \mathcal{T}_{3A,i} v^i \right) + (A \leftrightarrow B) \right], \quad (39)
\end{aligned}$$

$$\begin{aligned}
\mathcal{P}_{\text{Tid}}(v) = & -\frac{1}{32\nu v^5} \left[- (25(\bar{Q}_A - 1)\chi_A^2 X_A^2) v^4 \right. \\
& + \bar{\lambda}_{2A} X_A^4 v^{10} \left(\sum_{i=0}^5 \mathcal{P}_{2A,i} v^i \right) \\
& \left. + \bar{\lambda}_{3A} X_A^6 v^{14} \left(\sum_{i=0}^5 \mathcal{P}_{3A,i} v^i \right) + (A \leftrightarrow B) \right]. \quad (40)
\end{aligned}$$

The individual coefficients $\mathcal{T}_{2A,i}, \mathcal{T}_{3A,i}, \mathcal{P}_{2A,i}, \mathcal{P}_{3A,i}$ are given in Appendix B, Eqs. (B2–B3).

B. Spinning Dynamical Tides

The dynamical tidal corrections discussed earlier in Section II E do not take into account the spin of the NS. The dynamical tides are caused by the changing tidal field due to the orbital motion interacting with the internal f -modes of the deformable object. So when the object is also spinning, then its internal modes will effectively experience a driving frequency equal to the orbital frequency shifted by the object's rotational frequency. We characterize this frequency shift by making a slight correction to the characteristic parameter $\gamma_{\ell A}$ in Eq. (25).

Given an aligned or antialigned spin of χ_A and a moment of inertia I_A , then we can compute the rotation

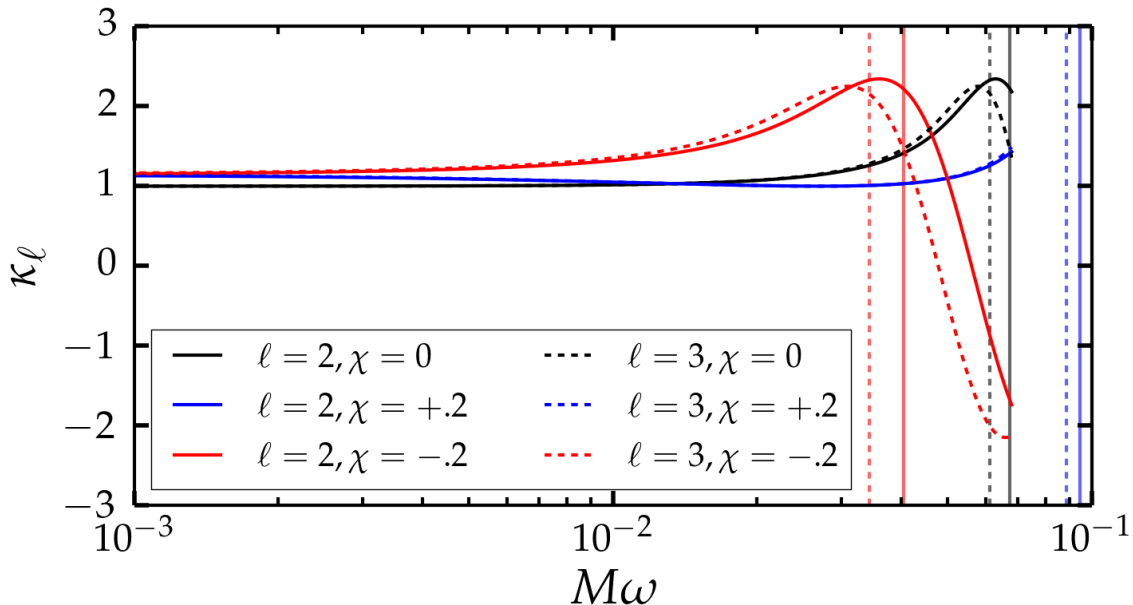


FIG. 1. The dynamical tide amplification κ_ℓ from Eq. (26) modified by Eq. (43), as a function of orbital frequency, for the nonspinning case (black) and the spin aligned/antialigned (blue/red) cases for both $\ell = 2$ (solid) and $\ell = 3$ (dashed) tidal deformabilities. The vertical lines represent the resonance frequencies of both modes in every case. The parameters correspond to an NS with $\bar{\lambda}_2 \approx 800$ in an equal mass system with total mass $2.8M_\odot$. For this NS, a spin magnitude of $|\chi_{\text{NS}}| = .2$ corresponds to a rotational frequency of $f_{\text{NS}} \approx 312\text{Hz}$.

frequency of the deformable object as

$$\bar{\omega}_A = M\omega_A = \frac{\chi_A}{X_A \bar{I}_A}, \quad (41)$$

where the dimensionless moment of inertia is

$$\bar{I}_A = \frac{I_A}{m_A^3}. \quad (42)$$

Thus, the effective orbital frequency the resonant modes will experience is simply the difference between the orbital frequency and the rotational frequency of the object. With that in mind, we rewrite $\gamma_{\ell A}$ as

$$\gamma_{\ell A} = \left| \frac{\ell(v^3 - \bar{\omega}_A)}{\bar{\omega}_{f\ell A}} \right|. \quad (43)$$

We take the absolute value because Eq. (25) is undefined for negative values of $\gamma_{\ell A}$, which can occur at low orbital frequencies with aligned spin objects. This corresponds to saying that the resonance modes of the object only care about the magnitude of the frequency of the changing tidal field. Within Eq. (28), we also need to make the change $\omega \rightarrow |v^3 - \bar{\omega}_A|/M$.

To show how spin affects the profile of the dynamical tide correction, in Fig 1 we plot the profile of κ_ℓ from Eq. (26) as a function of orbital frequency. We assume an NS with $\bar{\lambda}_2 \approx 800$ in an equal mass system and use the universal relations (see Table II) to compute the other relevant tidal parameters. We compare the nonspinning NS

against both aligned and antialigned spinning NS with magnitude $|\chi_{\text{NS}}| = .2$, which corresponds to a rotational frequency of $f_{\text{NS}} \approx 312\text{Hz}$. The upper frequency termination point is at an orbital frequency of $M\omega_{\text{ISCO}} = 6^{-3/2}$, which has been used as an approximate BNS inspiral termination criterion [73].

From Fig 1 we can see that aligned spins push the resonance peak later in the inspiral while antialigned spins move the peak to smaller frequencies. In fact, with large enough aligned spins it is possible that the peak of the resonance is never reached before the system enters the merger/ringdown phase.

At low frequencies, the nonspinning system behaves the same as for static tides ($\kappa_\ell = 1$). However, this is not true for the spinning systems, both of which asymptote to a slightly different value. Physically, these differences are due to the deformations of the object experiencing a driving frequency not from the orbital frequency (which is vanishingly small), but from its own rotation along its axis. We expect this difference to result in a negligible contribution to the waveform as the relative size of the tidal effects already vanishes ($\mathcal{O}(v^{10})$) at low frequencies. For the aligned spin object, note that there is a point in the evolution where the rotational and orbital frequencies match and the effective dynamical tidal field vanishes.

One concern is that for antialigned spins, κ_ℓ becomes negative before $M\omega_{\text{ISCO}}$. We recognize that Eq. (26) is derived assuming that the driving frequency is not much larger than the resonance peak [14]. While for nonspinning systems and spin aligned systems the res-

onance peak occurs near the end of the inspiral or after merger/ringdown and is thus within the range of validity, that condition does not necessarily apply in the antialigned case. If the antialigned spin is large enough, as seems to be the case in Fig 1, the resonance frequency occurs early enough in the evolution that this approximate formalism potentially breaks down while still in the inspiral, necessitating a more delicate handling of the dynamical tides.

Until such a formalism is developed for antialigned NS spins, we instead assume for antialigned spin that the object is nonspinning (*i.e.* we set $\omega_A = 0$) for the purposes of Eqs. (26) and (28); the aligned spin case will use Eq. (43) as expected.

IV. TIDAL SPLICING

Putting together the results of the previous sections, we can write the PN equations of motion in the form

$$\frac{d\phi}{dt} = \frac{v^3}{M}, \quad (44)$$

$$\frac{dv}{dt} = \mathcal{F}_{\text{BBH}}(v) + \mathcal{F}_{\text{Tid}}(v), \quad (45)$$

$$h^{\ell m}(t) = (A_{\text{BBH}}^{\ell m}(v) + A_{\text{Tid}}^{\ell m}(v)) e^{i(\psi_{\text{BBH}}^{\ell m}(v) - m\phi)}, \quad (46)$$

where we have expressed the equations within the TaylorT4 framework. The expression for $\mathcal{F}_{\text{Tid}}(v)$ is given by Eq. (38), $\mathcal{F}_{\text{BBH}}(v)$ can be computed with the mathematica notebook attached to this paper, while $A_{\text{BBH}}^{\ell m}(v)$ and $\psi_{\text{BBH}}^{\ell m}(v)$ can be extracted from the expansions of Eq. (16) given in [58] using the procedure we describe in Sec II C. However, $\mathcal{F}_{\text{BBH}}(v)$, $A_{\text{BBH}}^{\ell m}(v)$ and $\psi_{\text{BBH}}^{\ell m}(v)$ are all unimportant for our purposes and so we do not present those formulae here.

Equivalently, the PN equations of motion can be written within the TaylorT2 framework as

$$t(v) = t_0 + \mathcal{T}_{\text{BBH}}(v) + \mathcal{T}_{\text{Tid}}(v), \quad (47)$$

$$\phi(v) = \phi_0 + \mathcal{P}_{\text{BBH}}(v) + \mathcal{P}_{\text{Tid}}(v), \quad (48)$$

$$h^{\ell m}(t) = (A_{\text{BBH}}^{\ell m}(v) + A_{\text{Tid}}^{\ell m}(v)) e^{i(\psi_{\text{BBH}}^{\ell m}(v) - m\phi)}. \quad (49)$$

The expression for $\mathcal{T}_{\text{Tid}}(v)$ and $\mathcal{P}_{\text{Tid}}(v)$ are given by Eqs. (39–40).

Consider the case of a BBH system. In principle, if we knew the PN expansions for the expressions of \mathcal{F}_{BBH} (or \mathcal{P}_{BBH} and \mathcal{T}_{BBH}), $A_{\text{BBH}}^{\ell m}$ and $\psi_{\text{BBH}}^{\ell m}$ up through arbitrarily large order, then we could perfectly reproduce the gravitational waveforms of those inspiraling systems. But unfortunately these terms are known only to a limited order.

However, numerical simulations of BBH systems are able to accurately solve the full Einstein equations. Thus, if we can represent these numerical waveforms in a form akin to the systems of equations in either Eqs. (44–46) or Eqs. (48–49) (with vanishing tidal terms), they

would provide perfect representations of the PN expressions up to numerical resolution error. This is the main idea of tidal splicing: We use numerical relativity BBH waveforms to effectively obtain the functions $\mathcal{F}_{\text{BBH}}(v)$, $\mathcal{P}_{\text{BBH}}(v)$, $\mathcal{T}_{\text{BBH}}(v)$, $A_{\text{BBH}}^{\ell m}(v)$ and $\psi_{\text{BBH}}^{\ell m}(v)$ to all orders in v . Then we add the analytic expressions for the tidal terms described above, and we integrate the PN equations of motion to generate waveforms corresponding to the inspirals of BHNS and BNS systems.

A. Decomposition of NR waveforms

We start with a numerical BBH waveform corresponding to a system with a particular mass ratio q and spins χ_A and χ_B . The spins are assumed here to be aligned or antialigned with the orbital angular momentum. We decompose the (2, 2) mode of the BBH waveform in the form

$$h_{\text{NR}}^{22}(t) = A_{\text{NR}}^{22}(t) e^{-2i\phi_{\text{NR}}(t)}, \quad (50)$$

where $A_{\text{NR}}^{22}(t)$ is real. This is the same decomposition as Eq. (20), so we interpret $\phi_{\text{NR}}(t)$ as the NR orbital phase. We then compute the effective PN expansion parameter v_{NR} using Eq. (9):

$$v_{\text{NR}}(t) = \sqrt[3]{M \frac{d\phi_{\text{NR}}(t)}{dt}}. \quad (51)$$

Because the numerical waveform is known at a finite set of time samples, we use a 6th order finite difference scheme to compute the d/dt derivatives numerically.

With the orbital phase and effective PN parameters in hand, we decompose each mode from the waveform into an amplitude and phase,

$$h_{\text{NR}}^{\ell m}(t) = A_{\text{NR}}^{\ell m}(t) e^{i\Phi_{\text{NR}}^{\ell m}(t)}. \quad (52)$$

Comparing with the expression for strain from Eq. (18), we break up the phase as

$$\Phi_{\text{NR}}^{\ell m}(t) = \psi_{\text{NR}}^{\ell m}(t) - m\phi_{\text{NR}}(t). \quad (53)$$

Since we know ϕ_{NR} we can compute $\psi_{\text{NR}}^{\ell m}$ from the total phase by rearranging Eq. (53),

$$\psi_{\text{NR}}^{\ell m}(t) = \Phi_{\text{NR}}^{\ell m}(t) + m\phi_{\text{NR}}(t). \quad (54)$$

Up to this point, we have been treating t_{NR} as the independent variable for the purposes of decomposition. Since the PN formalism considers the frequency expansion parameter v as the independent variable, we invert $v_{\text{NR}}(t)$ to get $t_{\text{NR}}(v)$ as a function of v . This inversion is straightforward numerically, since we have a finite number of time samples t_{NR} . Thus we can represent all of the individual parts of our waveform as functions of v , e.g. $\phi_{\text{NR}}(t_{\text{NR}}(v)) = \phi_{\text{NR}}(v)$. Then we can write the strain for each mode in the form corresponding to Eq. (18):

$$h_{\text{NR}}^{\ell m}(v) = A_{\text{NR}}^{\ell m}(v) e^{i(\psi_{\text{NR}}^{\ell m}(v) - m\phi_{\text{NR}}(v))}. \quad (55)$$

We now have numerical equivalents for the various PN expansions for BBH systems; these are correct up to an arbitrary PN order and limited only by the errors from the simulations themselves.

B. Tidal parameters

With the numerical decomposition in hand, we will need the tidal parameters for the particular BHNS or BNS system under consideration. A review of the different tidal effects explored in the previous section show there are 6 different parameters that characterize the tidal behavior of each object: the dimensionless quadrupolar and octopolar tidal deformabilities $\bar{\lambda}_2$ and $\bar{\lambda}_3$, their corresponding f -mode resonance frequencies ω_{f2} and ω_{f3} , the dimensionless rotationally-induced quadrupole moment \bar{Q} , and the dimensionless moment of inertia \bar{I} . For our model, we choose only $\bar{\lambda}_2$, and we compute the values of the other parameters from $\bar{\lambda}_2$ using the universal relations, which are approximate relations between $\bar{\lambda}_2$ and the other tidal parameters; the details are given in Appendix C. The choice of $\bar{\lambda}_2$ depends on the physical properties of the deformable object in consideration. Once we have chosen $\bar{\lambda}_2$ (and thus the other parameters via the universal relations), the next step in tidal splicing is the recomputation of the orbital evolution.

C. Splicing of the orbital evolution equations

The details of how to specifically splice the PN tidal information into the orbital evolution depends on the specific Taylor expansion considered. We shall discuss the details of tidal splicing with TaylorT4 and TaylorT2. This method can also be performed for TaylorT3 [57] which involves expanding about an intermediate dimensionless time variable. However, TaylorT3 is known to do a poor job in general of reproducing the results of BBH numerical simulations even in the equal mass, nonspinning case [56, 74], so we ignore that method here. We also ignore TaylorT1 [57] because we do not know how to compute the BBH contribution to the PN energy and flux separately using only the BBH waveform. While Ref. [51] discussed tidal splicing under a TaylorF2 [75] framework, in this paper we only examine time domain approximants.

1. TaylorT4 Splicing

Splicing with TaylorT4, originally introduced within [51], begins by examining how the tidal terms manifest in the TaylorT4 framework. The evolution of the PN parameter as seen in Eq. (45) for a BBH system is

$$\frac{dv}{dt} = \mathcal{F}_{\text{BBH}}(v). \quad (56)$$

With $t_{\text{NR}}(v)$ in hand from the simulation, we can compute a numerically accurate version of $\mathcal{F}_{\text{BBH}}(v)$ which we shall call $\mathcal{F}_{\text{NR}}(v)$,

$$\mathcal{F}_{\text{NR}}(v) = \left(\frac{dt_{\text{NR}}(v)}{dv} \right)^{-1} \quad (57)$$

The tidal terms, $\mathcal{F}_{\text{Tid}}(v_{\text{NR}})$, represent the sum of the additional tidal effects in the evolution and we compute them according to Eq. (B1). We incorporate the dynamical tides by scaling the deformabilities according to Eq. (26), *i.e.* $\bar{\lambda}_\ell \rightarrow \bar{\lambda}_\ell \kappa_\ell(v)$.

We introduce a new spliced time coordinate, $t_{\text{Spl}}(v)$, which we compute by integrating the differential equation

$$\frac{dt_{\text{Spl}}}{dv} = \frac{1}{\mathcal{F}_{\text{NR}}(v) + \mathcal{F}_{\text{Tid}}(v)}, \quad (58)$$

which is the inverse of Eq. (45). Once we have t_{Spl} , we find the orbital phase of this new waveform by integrating Eq. (44):

$$\phi_{\text{Spl}}(v) = \frac{1}{M} \int v(t_{\text{Spl}})^3 dt_{\text{Spl}}. \quad (59)$$

We use Simpson's method for integration. We choose the integration constants in Eqs. (58) and (59) to align the waveform to the numerical waveform at the initial time.

2. TaylorT2 Splicing

For BBH systems Eqs. (47–48) take the form

$$\begin{aligned} t(v) &= t_0 + \mathcal{T}_{\text{BBH}}(v), \\ \phi(v) &= \phi_0 + \mathcal{P}_{\text{BBH}}(v). \end{aligned} \quad (60)$$

The constants t_0 and ϕ_0 correspond simply to the starting time and phase of the waveform. Our numerically corrected versions of \mathcal{T}_{BBH} and \mathcal{P}_{BBH} are simply

$$\begin{aligned} \mathcal{T}_{\text{NR}}(v) &= t_{\text{NR}}(v), \\ \mathcal{P}_{\text{NR}}(v) &= \phi_{\text{NR}}(v). \end{aligned} \quad (61)$$

We compute $\mathcal{T}_{\text{Tid}}(v)$ according to Eq. (B2) and $\mathcal{P}_{\text{Tid}}(v)$ according to Eq. (B3), incorporating the dynamical tides by making the frequency dependent adjustment to $\bar{\lambda}_\ell$ from Eq. (26).

The spliced waveform's time t_{Spl} and phase ϕ_{Spl} are then given by examining Eqs. (47–48) and making the appropriate substitutions,

$$\begin{aligned} t_{\text{Spl}}(v) &= t_0 + t_{\text{NR}}(v) + \mathcal{T}_{\text{Tid}}(v), \\ \phi_{\text{Spl}}(v) &= \phi_0 + \phi_{\text{NR}}(v) + \mathcal{P}_{\text{Tid}}(v). \end{aligned} \quad (62)$$

We use the freedom inherent in choosing t_0 and ϕ_0 to align the spliced waveform to the numerical waveform at the initial time

As the waveform nears the merger phase of the evolution, the effect from $\mathcal{T}_{\text{Tid}}(v)$ might grow larger than that of $t_{\text{NR}}(v)$. This may cause $t_{\text{Spl}}(v)$ to become nonmonotonic at some v ; if this happens, we end the waveform at that value of v .

D. Waveform Reconstruction

Once $t_{\text{Spl}}(v)$ and $\phi_{\text{Spl}}(v)$ are computed, then the final step is reconstructing the spliced waveform from Eqs. (46) or (49) (which are the same equation). For $A_{\text{BBH}}^{\ell m}(v)$ and $\psi_{\text{BBH}}^{\ell m}(v)$ we use $A_{\text{NR}}^{\ell m}(v)$ and $\psi_{\text{NR}}^{\ell m}(v)$ computed from Eq. (55). For $A_{\text{Tid}}^{\ell m}(v)$ we use the expressions in Eq. (22), with the dynamical tides accounted for by the replacement rule $\bar{\lambda}_2 \rightarrow \bar{\lambda}_{2A} \hat{\kappa}_{2A}(v)$ from Eq. (28). We thus arrive at the final formula for the spliced waveform modes:

$$h_{\text{Spl}}^{\ell m}(v) = (A_{\text{NR}}^{\ell m}(v) + A_{\text{Tid}}^{\ell m}(v)) e^{i(\psi_{\text{NR}}^{\ell m}(v) - m\phi_{\text{Spl}}(v))}. \quad (63)$$

To get a time-domain waveform, we invert the function $t_{\text{Spl}}(v)$. Because v is known only at discrete values, we interpolate the amplitudes and phases of the waveforms onto a set of uniformly-spaced values of t_{Spl} using a cubic spline.

V. RESULTS

A. Models for Comparison

To measure the accuracy of the tidal splicing method, we compare our spliced waveforms against numerical simulations of BHNS/BNS inspirals. In particular, we use some of the recent numerical simulations from [33]. In all simulations we compare against, the NSs were generated according to an EOS of $\Gamma = 2$ polytrope with a mass $M_{\text{ADM}} = 1.4M_{\odot}$ and compactness of $C_{\text{NS}} = 0.1444$ so that the quadrupolar tidal deformability is $\bar{\lambda}_2 \sim 800$. Comparing against one specific EOS at a single NS mass is a small slice of the full possible BHNS/BNS parameter space, but should give some idea for how well tidal splicing can perform. See Table I for the full list of the simulations we consider here. In particular, there are 1 BNS and 5 BHNS runs, and two of the BHNS runs have a small anti-aligned spin on the NS while the rest of the runs have zero spins.

We generated our tidally spliced waveforms for each of these cases using the hybridized surrogate model ‘NRHybSur3dq8’ [49] to compute the underlying BBH signal and making use of the universal relations to obtain the other tidal parameters from $\bar{\lambda}_2$; the details are given in Appendix C. The TaylorT2 splicing model has also been implemented as a tidal extension of ‘NRHybSur3dq8’ under the name ‘NRHybSur3dq8Tidal’.

To provide an additional point of comparison, we also test another waveform model, SEOBNRv4T, which is the time domain model SEOBNRv4 [11] augmented with most of the same effects we have used here, including higher order corrections to the static tides in the EOB potential [12], strain corrections [13], and dynamical tides (without the resonance frequency correction for spinning NSs) [16]. These effects correspond to our Eq. (A2), Eq. (22), and Eqs. (26) and (28).

| Type | q | χ_{NS} | f_0 (Hz) | f_1 (Hz) | N_{cyc}^{22} |
|------|-----|--------------------|------------|------------|-----------------------|
| BHNS | 1 | 0 | 218 | 578 | 19.9 |
| BNS | 1 | 0 | 211 | 629 | 20.8 |
| BHNS | 1 | -0.2 | 217 | 505 | 17.0 |
| BHNS | 1.5 | 0 | 154 | 537 | 28.9 |
| BHNS | 2 | 0 | 156 | 505 | 21.0 |
| BHNS | 2 | -0.2 | 156 | 485 | 19.8 |

TABLE I. List of parameters for numerical simulations from [33] considered in this paper, namely the mass ratio q , the dimensionless spin of the neutron star χ_{NS} , the lower and upper orbital frequency cutoff of the waveform f_0 and f_1 , and the number of cycles in the (2,2) mode of the waveform between the cutoff frequencies.

B. Waveforms

The numerical waveforms we compare against include all modes through $\ell = 5$, while the surrogate and spliced waveforms model only the modes [(2, 0), (2, 1), (2, 2), (3, 2), (3, 0), (3, 1), (3, 3), (4, 2), (4, 3), (4, 4), (5, 5)], and SEOBNRv4T models only the (2,2) mode. Since all systems we consider have spins parallel to the orbital angular momentum, we need only $m \geq 0$ modes; the $m < 0$ modes are obtained from symmetry. The strain measured along a particular direction in the sky can then be written as

$$h_{+}(\iota, \varphi_0) - ih_{\times}(\iota, \varphi_0) = \sum_{\ell m} h_{\ell m} {}_{-2}Y_{\ell m}(\iota, \varphi_0) \quad (64)$$

Here ${}_{-2}Y_{\ell m}$ are spin-weighted spherical harmonics, and the angles (ι, φ_0) are defined so that ι is the inclination angle between the binary angular momentum and the line of sight to the observer while φ_0 is the binary orbital phase when it enters the detector sensitivity band.

We choose the beginning of the waveform to be at a time after the initial burst of junk radiation, $t = 200M$. That time also sets the starting orbital frequency of the waveform (chosen as half the time derivative of the phase of the (2,2) mode). To prevent the starting frequency f_{Initial} from being contaminated by residual junk radiation in the imperfect BHNS/BNS initial data, we use a quadratic fit of the simulations’ frequency against time over the interval $t \in (200M, 700M)$ to estimate the precise starting frequency. We window the waveform with a Planck-Taper window [76] over that early $500M$ region of the waveform. We label the orbital frequency at the end of this window as f_0 ; this frequency will serve as the initial frequency considered in our mismatches below.

At late times, we set the upper frequency cutoff ω_{Cutoff} by the frequency attained by the simulation at its peak power, and window the waveform (again with Planck-Taper) over the times from $f_1 = .85f_{\text{Cutoff}}$ to f_{Cutoff} .

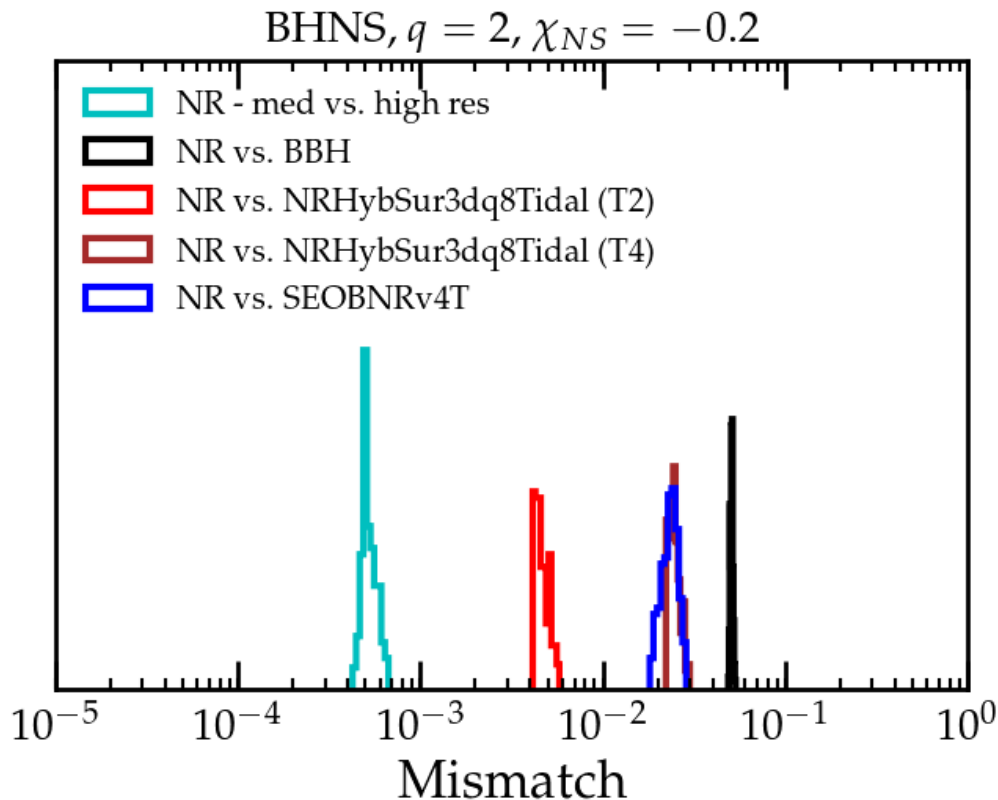


FIG. 2. Distribution of mismatches across sky locations for the $q = 2$, $\chi_{NS} = -0.2$ BHNS simulation. The cyan histogram shows mismatches between waveforms from the highest two resolutions of the simulation, whereas all other histograms show mismatches between the highest resolution waveform of the simulation versus the labeled waveform model. The BBH waveform model is the surrogate NRHybSur3dq8.

This gives us an inspiraling waveform from orbital frequency f_0 to f_1 . The other waveforms we generated from f_{Initial} to f_{Cutoff} and windowed in a similar manner. In Table I, we also list the number of cycles N_{cyc}^{22} in the (2,2) mode of the numerical simulation within the listed orbital frequency bounds. While this is not necessarily a large frequency range to be making our comparisons, it is during the late inspiral where we expect the tidal effects to make the strongest contributions to the binary’s evolution.

After we transform all of the waveforms into the frequency domain, we calculate the mismatches with the numerical waveforms. To evaluate the mismatch, we optimize over time, orbital phase, and polarization angle shifts between the waveforms, following the procedure of Appendix D of [47]. We assume a flat noise spectrum. The starting and ending frequency of the windowed waveforms, as given in Table I, bound the frequency range for the mismatch computations. The mismatch between each of the models and the numerical simulation is then computed across 363 uniformly distributed sky locations.

We also attempted to evaluate a pair of frequency domain tidal waveform models, SEOBNRv4ROM_NRTidal and IMRPhenomD_NRTidal, but found mismatches between those models and the numerical simulations that

we believed to be artificially large, near that of the BBH waveform. This is likely a consequence of having short numerical waveforms, which require windowing over a relatively short time interval, whereas the frequency-domain waveforms are not windowed. Note that all time-domain waveforms here are windowed in the same way, so systematic errors introduced by windowing should be the same for all of them. We have excluded the frequency domain waveforms from the results below.

C. Mismatch Comparison: All Modes

In Fig 2, we plot a histogram of mismatches against the numerical waveform across sky locations for a $q = 2$, $\chi_{NS} = -0.2$ BHNS system. We do not normalize the vertical axis since the exact heights of the histograms are dependent on the binning choice; the location of the histogram peaks correspond to how well the model does while the spread measures how dependent the model is on sky location.

We estimate the numerical simulation error during the inspiral by the mismatch between simulations at the two highest numerical resolutions (cyan). Although this esti-

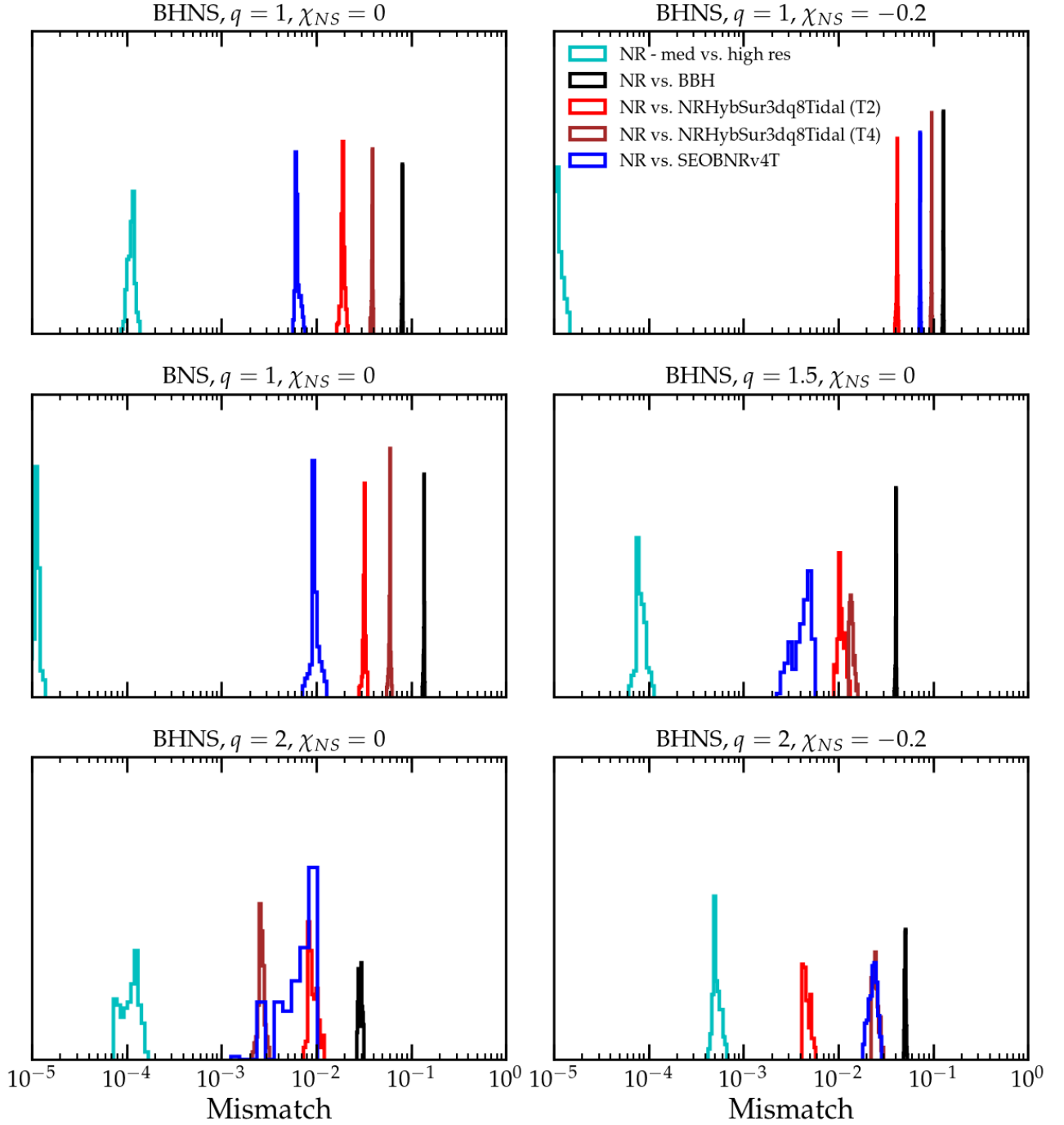


FIG. 3. Distribution of mismatches across sky locations between the highest resolution waveform of the simulation versus the labeled waveform model for all 6 numerical simulations we consider.

mate is only a rough measure of the simulation error, and is possibly optimistic, the size of this mismatch suggests that the numerical error is smaller than the effects we are examining. Recall that we are not including merger and ringdown; the numerical error for the merger and post-merger evolution is expected to be much larger. The mismatch between the BHNS system and the surrogate BBH waveform (black) measures the strength of the tidal

effects in the system, showing how poorly the waveforms will perform if tidal effects are neglected entirely.

As expected, both of the tidal splicing methods we try here, TaylorT4 (magenta) and TaylorT2 (red), improve upon the BBH waveform, as does the SEOBNRv4T model (blue). In this particular case, both the TaylorT4 and the SEOBNRv4T models show moderate improvements compared with the BBH waveform, accounting for

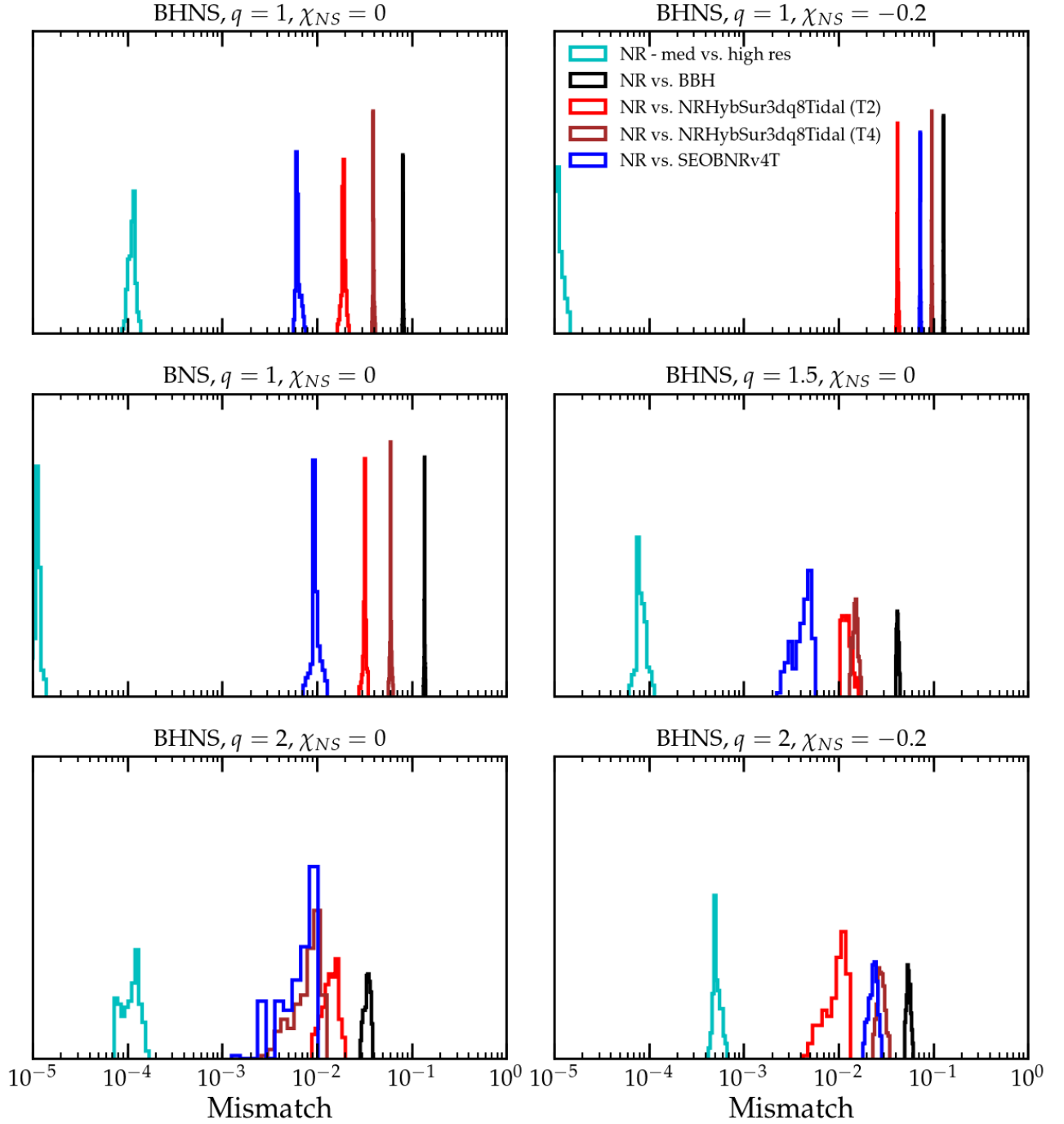


FIG. 4. Distribution of mismatches across sky locations between the highest resolution waveform of the simulation versus the labeled waveform model for all 6 numerical simulations we consider, except that the BBH and tidally spliced waveforms are generated with only the (2,2) mode. See section VD for discussion of higher-order modes.

some of the NSBH tidal effects, while the TaylorT2 model has mismatches about an order of magnitude smaller.

In Fig 3, we display the mismatch histograms across all simulations we consider. In all cases, the estimated numerical error of the inspiral is smaller than any of the mismatches from the waveforms considered here, and the size of the tidal effects behaves qualitatively as expected

(*i.e.* more extreme mass ratios have smaller tidal effects, a spinning NS has larger tidal effects, ...). The hierarchy between the TaylorT2 splicing, TaylorT4 splicing, and SEOBNRv4T changes across the parameter space, with each model performing the best in at least one of the cases.

In the case of low mass ratio ($q = 1, 1.5$), nonspin-

ning BHNS and BNS (top left, middle left, and middle right), SEOBNRv4T has the lowest mismatches, followed by TaylorT2 splicing then TaylorT4 splicing. Across this region of the parameter space, there is very little change in behavior of the mismatches, with the BNS mismatches slightly larger, presumably because the tidal effects are at least twice as large (since both objects in the binary are being deformed rather than one). For nonspinning neutron stars, increasing the BHNS mass ratio from $q = 1$ (top left) to $q = 1.5$ (middle right) to $q = 2$ (bottom left) shows relative improvement in the spliced waveforms, until in the $q = 2$ case, the TaylorT4 splicing model has the smallest mismatches. The distribution of mismatches for SEOBNRv4T widens significantly with the increasing mass ratio, likely at least in part because of the growing significance of modes beyond (2,2), as we will discuss below.

The most significant change to the mismatches arises in the case of the spinning NS ($q = 1$ top right; $q = 2$ bottom right), where TaylorT2 splicing performs appreciably better than the other two models. In both cases, the mismatches of the waveforms worsen significantly compared to the corresponding nonspinning cases. At best, the effects included here only account for some of the changes the spinning NS has on the evolution of the system and on the gravitational radiation. Remaining errors in the tidal-splicing waveform models may be due to the missing spin-tidal terms (see Appendix D), the inaccurate handling of the dynamical tides in the case of anti-aligned NS, or some other unaccounted tidal effect. Further work will need to be done in order to properly capture the full behavior of systems with spinning NSs.

D. Mismatch Comparison: (2,±2) Modes

The nonquadrupole modes are expected to become more important for systems with large mass ratios q and/or large inclination angles ι [77]. In order to characterize how much of the disparity between the spliced and SEOBNRv4T waveforms is due to the inclusion of higher order modes in the spliced models, we recompute the mismatches after restricting the BBH and spliced waveforms to only the (2, ±2) modes (see Fig 4). The numerical simulations still utilize all the same modes as before.

For the nonspinning $q = 1$ BHNS and BNS systems, there is very little change in the mismatches between numerical relativity the spliced waveforms when excluding the higher-order modes from the splicing model. This is expected, as a majority of the power in those waveforms is concentrated in the (2, 2) mode so leaving out the other modes produces a negligible effect. Thus the change in the histograms between Figs 3 and 4 for these systems is smaller than the width of the histograms. This also holds true for the equal mass spinning system and the $q = 1.5$ system.

For the $q = 2$ waveforms, restricting the splicing models to the (2, ±2) modes leads to noticeably wider mis-

match distributions. In the nonspinning case, the TaylorT4 splicing profile is similar to that of SEOBNRv4T, suggesting that much of the discrepancy between those two models in the bottom left panel of Fig.3 arises from the inclusion of higher order modes. In the spinning case, while the TaylorT2 splicing waveform is wider than before, it still performs better than the other waveforms.

VI. CONCLUSIONS

We have demonstrated how tidal splicing combines the accuracy of numerical BBH systems with the cheap computation of PN tidal formulae to generate waveforms corresponding to inspiralling BHNS and BNS systems. We expanded the tidal terms of the TaylorT2 and TaylorT4 PN approximants up to 2.5PN order and incorporated dynamical corrections to the approximants in order to improve our model. We also included a partial expansion of aligned spin-tidal corrections, though these additions are not complete to the same order as the nonspinning tidal effects. The tidal splicing method is now able to generate waveforms not only for the (2,2) mode, but for all modes supplied by the underlying BBH waveform. In particular, we applied tidal splicing to a surrogate model that spans the spin-aligned region of the BBH parameter space of interest to BNS and BHNS systems.

We measure the accuracy of tidal splicing against a series of inspiralling BNS and BHNS numerical simulations, and against the results of the SEOBNRv4T model. These simulations include systems with mass ratio from $q = 1$ to $q = 2$ and both non-spinning and anti-aligned spin NSs. Across all cases, the tidally spliced waveforms capture an appreciable fraction of the tidal effects in the system. In different regions of the parameter space, different models perform best, with TaylorT4 splicing best in the $q = 2$, nonspinning case, TaylorT2 splicing best in the spinning cases, and SEOBNRv4T best in the low mass ratio, nonspinning cases. We implement a model we call “NRHybSur3dq8Tidal”, which uses TaylorT2 splicing to extend the “NRHybSur3dq8” surrogate model for inspiralling tidal systems.

The accuracy of tidal splicing during the inspiral is limited in principle by the analytic tidal information fed into it, so the most natural extension of tidal splicing is through the inclusion of additional PN effects. As higher order terms are computed, they can be appended to the TaylorT2 and TaylorT4 expressions. Adding more complete spin-tidal couplings and corrections to the dynamical tides would be particularly useful as the mismatches between the current spliced waveforms against the numerical simulations are worse for a spinning NS than for a nonspinning NS.

The current splicing method generates waveforms for only the inspiral portion of the signal, with no prescription for the merger and ringdown portions. Completing the full waveform will require developing a formalism for splicing BBH merger/ringdown signals, hy-

bridizing the end portion with numerical results, or some other method. This is complicated by the fact that for BNS there are multiple possible final states (*i.e.* direct collapse to BH, long-lived hypermassive NS, ...) each of which can imprint a unique signature on the merger/ringdown signal. We leave these possible improvements to future work.

ACKNOWLEDGMENTS

Appendix A: 2.5PN Tidal Energy

Within the EOB framework, the energy terms associated with the quadrupolar and octopolar static deforma-

tions are known to 2PN [12]. We can convert these terms to an equivalent expression for the energy within the PN framework. For circular orbits, the full Hamiltonian is

$$H_{\text{EOB}}(u, J) = M \sqrt{1 + 2\nu \left(-1 + \sqrt{\mathcal{A}(u) \left(1 + \frac{J^2 u^2}{m_1^2 m_2^2} \right)} \right)}, \quad (\text{A1})$$

where $u = M/r$ is the dimensionless inverse EOB radial coordinate, J is the orbital angular momentum, and $\mathcal{A}(u)$ is the nonspinning radial PN potential, known through 2PN.

This $\mathcal{A}(u)$ is given in [12], which we reproduce here for completeness,

$$\begin{aligned} \mathcal{A}(u) &= \mathcal{A}_{\text{BBH}}(u) + \mathcal{A}_{\bar{\lambda}_2}(u) + \mathcal{A}_{\bar{\lambda}_3}(u), \\ \mathcal{A}_{\text{BBH}}(u) &= 1 - 2u + 2\nu u^3 + \mathcal{O}(u^4), \\ \mathcal{A}_{\bar{\lambda}_2}(u) &= 3\bar{\lambda}_{2A} X_A^4 (1 - X_A) u^5 \left(u + u^2 \left(\frac{5}{2} X_A \right) + u^3 \left(\frac{337}{28} X_A^2 + \frac{1}{8} X_A + 3 \right) + \mathcal{O}(u^4) \right) + (A \rightarrow B), \\ \mathcal{A}_{\bar{\lambda}_3}(u) &= 3\bar{\lambda}_{3A} X_A^6 (1 - X_A) u^7 \left(u + u^2 \left(\frac{15}{2} X_A - 2 \right) + u^3 \left(\frac{110}{2} X_A^2 - \frac{311}{24} X_A + \frac{8}{3} \right) + \mathcal{O}(u^4) \right) + (A \rightarrow B). \end{aligned} \quad (\text{A2})$$

The first unknown terms in $\mathcal{A}(u)$ are of order $\mathcal{O}(u^3)$ beyond the leading order $1 - 2u$ Newtonian term, which corresponds to $\mathcal{O}(v^6)$ beyond leading order, or 3PN order. Since the tidal effects only enter at full PN orders, this potential is valid until to the first unknown terms at 3PN, *i.e.* up through 2.5PN.

To relate the EOB Hamiltonian to the PN energy expansions, we relate the EOB radial variable u to the PN expansion variable v via the orbital phase ϕ_{orb} . Namely, ϕ_{orb} is both the conjugate variable of $p_\phi = J$, and one of the PN evolution equations as defined in Eq. (2). Therefore we establish the relationship between the EOB and PN energy equations with

$$\frac{\partial \phi_{\text{orb}}}{\partial t} = \frac{\partial H_{\text{EOB}}(u, J)}{\partial J} = \frac{v^3}{M}. \quad (\text{A3})$$

Because we are considering circular orbits, the radial conjugate variable p_u is constant over the orbit, or $p_u =$

$-\partial H_{\text{EOB}}(u, J)/\partial u = 0$, which reduces to

$$0 = \frac{\partial}{\partial u} \left(\mathcal{A}(u) \left(1 + \frac{J^2 u^2}{m_1^2 m_2^2} \right) \right), \quad (\text{A4})$$

providing a relation between J and u [12],

$$J^2 = - \left(\frac{\partial \mathcal{A}(u)}{\partial u} \right) / \left(\frac{\partial (u^2 \mathcal{A}(u))}{\partial u} \right). \quad (\text{A5})$$

We can substitute this expression into Eq. (A3), reducing the expression to a formula connecting u and v , which we then expand to obtain u as a power series of v . We then insert that expansion into the EOB Hamiltonian Eq. (A1). By expressing the EOB Hamiltonian in powers of v , we obtain the PN energy formula given in Eq. (30), which is complete up through 2.5PN order.

Appendix B: 2.5PN Tidal Expressions

1. TaylorT4

Here we explicitly provide the full PN coefficients for the tidal terms in the TaylorT4 expansion in Eq. (38):

$$\begin{aligned}
\mathcal{F}_{\text{Tid}}(v) &= \frac{32\nu v^9}{5M} \left[(5(\bar{Q}_A - 1)\chi_A^2 X_A^2) v^4 + \bar{\lambda}_{2A} X_A^4 v^{10} \left(\sum_{i=0}^5 \mathcal{F}_{2A,i} v^i \right) + \bar{\lambda}_{3A} X_A^6 v^{14} \left(\sum_{i=0}^5 \mathcal{F}_{3A,i} v^i \right) + (A \leftrightarrow B) \right], \\
\mathcal{F}_{2A,0} &= 72 - 66X_A, \\
\mathcal{F}_{2A,2} &= \frac{4421}{56} - \frac{12263X_A}{56} + \frac{1893X_A^2}{4} - \frac{661X_A^3}{2}, \\
\mathcal{F}_{2A,3} &= 216\pi - 216\pi X_A + \left(-\frac{1395X_A}{2} + \frac{753X_A^2}{2} + 281X_A^3 \right) \chi_A + \left(-\frac{1977}{2} + 2228X_A - \frac{3041X_A^2}{2} + 281X_A^3 \right) \chi_B, \\
\mathcal{F}_{2A,4} &= \frac{130225}{96} + \alpha_4 - \frac{853193X_A}{672} + \frac{664637X_A^2}{672} - \frac{249689X_A^3}{224} + \frac{5139X_A^4}{8} - \frac{12931X_A^5}{24} \\
&\quad + \left(\frac{3915X_A^2}{8} - \frac{3771X_A^3}{8} + \bar{Q}_A (486X_A^2 - 468X_A^3) \right) \chi_A^2 + \left(\frac{3861X_A}{4} - \frac{3789X_A^2}{2} + \frac{3717X_A^3}{4} \right) \chi_A \chi_B \\
&\quad + \left(\frac{3915}{8} - \frac{11601X_A}{8} + \frac{11457X_A^2}{8} - \frac{3771X_A^3}{8} + \bar{Q}_B (486 - 1440X_A + 1422X_A^2 - 468X_A^3) \right) \chi_B^2, \\
\mathcal{F}_{2A,5} &= \frac{50601\pi}{112} - \frac{154957\pi X_A}{112} + \frac{5267\pi X_A^2}{2} - \frac{6807\pi X_A^3}{4} \\
&\quad + \left(-\frac{48145X_A}{14} + \frac{236779X_A^2}{84} - \frac{650371X_A^3}{168} + \frac{21111X_A^4}{8} + \frac{19277X_A^5}{12} \right) \chi_A \\
&\quad + \left(-\frac{570401}{84} + \frac{849409X_A}{42} - \frac{4606397X_A^2}{168} + \frac{319379X_A^3}{14} - \frac{250409X_A^4}{24} + \frac{19277X_A^5}{12} \right) \chi_B, \\
\mathcal{F}_{3A,0} &= 520 - 520X_A + \beta_0, \\
\mathcal{F}_{3A,2} &= -\frac{14855}{21} + \frac{3\beta_0}{2} + \beta_2 + X_A \left(\frac{62245}{21} + \frac{\beta_0}{6} \right) + \frac{X_A^2}{6} (3295 - \beta_0) - \frac{16835X_A^3}{6}, \\
\mathcal{F}_{3A,3} &= 2080\pi - 2080\pi X_A + \left(-5X_A(1170 + \beta_0) - \frac{5}{3}X_A^2(-2002 + \beta_0) + \frac{7540X_A^3}{3} \right) \chi_A \\
&\quad + \left(-\frac{10}{3}(2509 + 2\beta_0) + X_A \left(19240 + \frac{25\beta_0}{3} \right) - \frac{5}{3}X_A^2(8034 + \beta_0) + \frac{7540X_A^3}{3} \right) \chi_B, \\
\mathcal{F}_{3A,4} &= \frac{154460615}{18144} + \frac{99\beta_0}{8} + \frac{3\beta_2}{2} + \beta_4 + X_A \left(-\frac{84699635}{18144} - \frac{53\beta_0}{8} + \frac{\beta_2}{6} \right) + X_A^2 \left(-\frac{2405675}{672} + \frac{61\beta_0}{9} - \frac{\beta_2}{6} \right) \\
&\quad + X_A^3 \left(\frac{3298825}{224} - \frac{11\beta_0}{36} \right) + X_A^4 \left(-7980 + \frac{11\beta_0}{72} \right) - \frac{56095X_A^5}{8} \\
&\quad + \left(X_A^2 \left(\frac{8385}{2} + 3\beta_0 \right) - \frac{8385X_A^3}{2} + \bar{Q}_A (X_A^2(4160 + 3\beta_0) - 4160X_A^3) \right) \chi_A^2 \\
&\quad + (X_A(8255 + 6\beta_0) - 2X_A^2(8255 + 3\beta_0) + 8255X_A^3) \chi_A \chi_B \\
&\quad + \left[\frac{8385}{2} + 3\beta_0 - \frac{3}{2}X_A(8385 + 4\beta_0) + X_A^2 \left(\frac{25155}{2} + 3\beta_0 \right) - \frac{8385X_A^3}{2} \right. \\
&\quad \left. + \bar{Q}_B (4160 + 3\beta_0 - 6X_A(2080 + \beta_0) + 3X_A^2(4160 + \beta_0) - 4160X_A^3) \right] \chi_B^2, \\
\mathcal{F}_{3A,5} &= -\frac{121655\pi}{84} + \frac{328435\pi X_A}{84} + \frac{45980\pi X_A^2}{3} - \frac{53365\pi X_A^3}{3} \\
&\quad + \left[X_A \left(-\frac{2284265}{168} - \frac{51\beta_0}{2} - 5\beta_2 \right) - \frac{5}{504}X_A^2(1874947 + 1260\beta_0 + 168\beta_2) + X_A^3 \left(-\frac{1280165}{56} - \frac{61\beta_0}{6} \right) \right. \\
&\quad \left. + X_A^4 \left(\frac{2816635}{72} + \frac{\beta_0}{6} \right) + \frac{573755X_A^5}{36} \right] \chi_A \\
&\quad + \left[-\frac{5}{504}(3565057 + 672\beta_2) - 48\beta_0 + X_A \left(\frac{9267085}{126} + \frac{241\beta_0}{3} + \frac{25\beta_2}{3} \right) \right.
\end{aligned}$$

$$+X_A^2 \left(-42\beta_0 - \frac{5}{252}(4784305 + 84\beta_2) \right) + X_A^3 \left(\frac{31907395}{252} + \frac{19\beta_0}{2} \right) + X_A^4 \left(-\frac{6178195}{72} + \frac{\beta_0}{6} \right) + \frac{573755X_A^5}{36} \chi_B. \quad (\text{B1})$$

Note that $\mathcal{F}_{2A,0}$ and $\mathcal{F}_{2A,2}$ reproduce the TaylorT4 coefficients from the quadrupolar deformability first computed in Ref [8].

2. TaylorT2

Here we explicitly provide the full PN coefficients for the tidal terms in the TaylorT2 expansion in Eqs. (39–

40). For the correction to the time, we find

$$\begin{aligned} \mathcal{T}_{\text{Tid}}(v) &= -\frac{5M}{256\nu v^8} \left[- (10(\bar{Q}_A - 1)\chi_A^2 X_A^2) v^4 + \bar{\lambda}_{2A} X_A^4 v^{10} \left(\sum_{i=0}^5 \mathcal{T}_{2A,i} v^i \right) + \bar{\lambda}_{3A} X_A^6 v^{14} \left(\sum_{i=0}^5 \mathcal{T}_{3A,i} v^i \right) + (A \leftrightarrow B) \right], \\ \mathcal{T}_{2A,0} &= 288 - 264X_A, \\ \mathcal{T}_{2A,2} &= \frac{3179}{4} - \frac{919X_A}{4} - \frac{1143X_A^2}{2} + 65X_A^3, \\ \mathcal{T}_{2A,3} &= -576\pi + \frac{2496\pi X_A}{5} + \left(324X_A + 12X_A^2 - \frac{1096X_A^3}{5} \right) \chi_A + \left(588 - \frac{6616X_A}{5} + \frac{4772X_A^2}{5} - \frac{1096X_A^3}{5} \right) \chi_B, \\ \mathcal{T}_{2A,4} &= \frac{70312133}{21168} + \frac{4\alpha_4}{3} - \frac{147794303X_A}{127008} - \frac{20905X_A^2}{28} - \frac{432193X_A^3}{504} - \frac{5848X_A^4}{9} + \frac{857X_A^5}{3} \\ &\quad + \left(-\frac{639X_A^2}{2} + \frac{525X_A^3}{2} + \bar{Q}_A (-312X_A^2 + 256X_A^3) \right) \chi_A^2 + (-609X_A + 1108X_A^2 - 499X_A^3) \chi_A \chi_B \\ &\quad + \left(-\frac{639}{2} + \frac{1803X_A}{2} - \frac{1689X_A^2}{2} + \frac{525X_A^3}{2} + \bar{Q}_B (-312 + 880X_A - 824X_A^2 + 256X_A^3) \right) \chi_B^2, \\ \mathcal{T}_{2A,5} &= -\frac{241295\pi}{98} + \frac{216921\pi X_A}{98} - \frac{7528\pi X_A^2}{7} + \frac{7142\pi X_A^3}{7} \\ &\quad + \left(\frac{101949X_A}{49} + \frac{48875X_A^2}{294} - \frac{78373X_A^3}{147} - \frac{3417X_A^4}{7} - \frac{2574X_A^5}{7} \right) \chi_A \\ &\quad + \left(\frac{637447}{147} - \frac{1026647X_A}{98} + \frac{931999X_A^2}{98} - \frac{713938X_A^3}{147} + \frac{12977X_A^4}{7} - \frac{2574X_A^5}{7} \right) \chi_B, \\ \mathcal{T}_{3A,0} &= \frac{4}{3}(520 + \beta_0) - \frac{2080X_A}{3}, \\ \mathcal{T}_{3A,2} &= \frac{33440}{21} + \frac{995\beta_0}{168} + \beta_2 + \left(\frac{24670}{7} + \frac{17\beta_0}{3} \right) X_A - \frac{17}{6}(1825 + 2\beta_0)X_A^2 + \frac{325X_A^3}{6}, \\ \mathcal{T}_{3A,3} &= -\frac{64}{9}(260 + \beta_0)\pi + \frac{16640\pi X_A}{9} + \left(\frac{20}{9}(260 + 3\beta_0)X_A + \frac{16}{27}(195 + 7\beta_0)X_A^2 - \frac{2080X_A^3}{3} \right) \chi_A \\ &\quad + \left(\frac{4}{27}(8580 + 73\beta_0) - \frac{4}{27}(21840 + 101\beta_0)X_A + \frac{16}{27}(4485 + 7\beta_0)X_A^2 - \frac{2080X_A^3}{3} \right) \chi_B, \\ \mathcal{T}_{3A,4} &= \frac{35111473}{3969} + \frac{6080015\beta_0}{254016} + \frac{199\beta_2}{42} + \frac{4\beta_4}{5} + \left(\frac{68598877}{7938} + \frac{16999\beta_0}{840} + \frac{68\beta_2}{15} \right) X_A \\ &\quad + \frac{(7215185 - 16319\beta_0 - 11424\beta_2)X_A^2}{2520} + \left(-\frac{154907}{8} - \frac{2477\beta_0}{90} \right) X_A^3 + \left(-\frac{3040}{3} + \frac{2477\beta_0}{180} \right) X_A^4 + \frac{455X_A^5}{18} \\ &\quad + \left(\left(-858 - \frac{57\beta_0}{10} \right) X_A^2 + 858X_A^3 + \bar{Q}_A \left(\left(-832 - \frac{28}{5}\beta_0 \right) X_A^2 + 832X_A^3 \right) \right) \chi_A^2 \end{aligned}$$

$$\begin{aligned}
& + \left((-1612 - 11\beta_0) X_A + (3224 + 11\beta_0) X_A^2 - 1612 X_A^3 \right) \chi_A \chi_B \\
& + \left[-858 - \frac{57\beta_0}{10} + \left(2574 + \frac{57}{5} \beta_0 \right) X_A + \left(-2574 - \frac{57\beta_0}{10} \right) X_A^2 + 858 X_A^3 \right. \\
& \quad \left. + \bar{Q}_B \left(-832 - \frac{28\beta_0}{5} + \left(2496 + \frac{56\beta_0}{5} \right) X_A - \frac{4}{5} (3120 + 7\beta_0) X_A^2 + 832 X_A^3 \right) \right] \chi_B^2, \\
\mathcal{T}_{3A,5} = & -\frac{1}{462} (2604260 + 17705\beta_0 + 2688\beta_2) \pi + -\frac{2}{231} (516675 + 1687\beta_0) \pi X_A + \frac{2}{33} (90640 + 241\beta_0) \pi X_A^2 + \frac{152360\pi X_A^3}{33} \\
& + \left[\frac{1}{924} (3242620 + 49273\beta_0 + 5040\beta_2) X_A + \frac{(4691970 + 82637\beta_0 + 4704\beta_2) X_A^2}{1386} + \frac{1}{693} (-221335 + 91\beta_0) X_A^3 \right. \\
& \quad \left. - \frac{5}{99} (98807 + 254\beta_0) X_A^4 - \frac{156910 X_A^5}{99} \right] \chi_A \\
& + \left[\frac{23393100 + 277897\beta_0 + 24528\beta_2}{2772} + \frac{(-44089360 - 337219\beta_0 - 33936\beta_2) X_A}{2772} \right. \\
& \quad \left. + \frac{(9394160 - 23497\beta_0 + 4704\beta_2) X_A^2}{1386} + \left(-\frac{272870}{231} + \frac{563\beta_0}{11} \right) X_A^3 - \frac{5}{99} (-68399 + 254\beta_0) X_A^4 - \frac{156910 X_A^5}{99} \right] \chi_B, \\
\end{aligned} \tag{B2}$$

and for the correction to the phase we find

$$\begin{aligned}
\mathcal{P}_{\text{Tid}}(v) = & -\frac{1}{32\nu v^5} \left[- (25(\bar{Q}_A - 1) \chi_A^2 X_A^2) v^4 + \bar{\lambda}_{2A} X_A^4 v^{10} \left(\sum_{i=0}^5 \mathcal{P}_{2A,i} v^i \right) + \bar{\lambda}_{3A} X_A^6 v^{14} \left(\sum_{i=0}^5 \mathcal{P}_{3A,i} v^i \right) + (A \leftrightarrow B) \right], \\
\mathcal{P}_{2A,0} = & 72 - 66 X_A, \\
\mathcal{P}_{2A,2} = & \frac{15895}{56} - \frac{4595 X_A}{56} - \frac{5715 X_A^2}{28} + \frac{325 X_A^3}{14}, \\
\mathcal{P}_{2A,3} = & -225\pi + 195\pi X_A + \left(\frac{2025 X_A}{16} + \frac{75 X_A^2}{16} - \frac{685 X_A^3}{8} \right) \chi_A + \left(\frac{3675}{16} - \frac{4135 X_A}{8} + \frac{5965 X_A^2}{16} - \frac{685 X_A^3}{8} \right) \chi_B, \\
\mathcal{P}_{2A,4} = & \frac{351560665}{254016} + \frac{5\alpha_4}{9} - \frac{738971515 X_A}{1524096} - \frac{104525 X_A^2}{336} - \frac{2160965 X_A^3}{6048} - \frac{7310 X_A^4}{27} + \frac{4285 X_A^5}{36} \\
& + \left(-\frac{1065 X_A^2}{8} + \frac{875 X_A^3}{8} + \bar{Q}_A \left(-130 X_A^2 + \frac{320 X_A^3}{3} \right) \right) \chi_A^2 + \left(-\frac{1015 X_A}{4} + \frac{1385 X_A^2}{3} - \frac{2495 X_A^3}{12} \right) \chi_A \chi_B \\
& + \left(-\frac{1065}{8} + \frac{3005 X_A}{8} - \frac{2815 X_A^2}{8} + \frac{875 X_A^3}{8} + \bar{Q}_B \left(-130 + \frac{1100 X_A}{3} - \frac{1030 X_A^2}{3} + \frac{320 X_A^3}{3} \right) \right) \chi_B^2, \\
\mathcal{P}_{2A,5} = & -\frac{241295\pi}{224} + \frac{216921\pi X_A}{224} - \frac{941\pi X_A^2}{2} + \frac{3571\pi X_A^3}{8} \\
& + \left(\frac{101949 X_A}{112} + \frac{48875 X_A^2}{672} - \frac{78373 X_A^3}{336} - \frac{3417 X_A^4}{16} - \frac{1287 X_A^5}{8} \right) \chi_A \\
& + \left(\frac{637447}{336} - \frac{1026647 X_A}{224} + \frac{931999 X_A^2}{224} - \frac{356969 X_A^3}{168} + \frac{12977 X_A^4}{16} - \frac{1287 X_A^5}{8} \right) \chi_B, \\
\mathcal{P}_{3A,0} = & \frac{5}{9} (520 + \beta_0) - \frac{2600 X_A}{9}, \\
\mathcal{P}_{3A,2} = & \frac{5(267520 + 995\beta_0 + 168\beta_2)}{1848} + \left(\frac{123350}{77} + \frac{85\beta_0}{33} \right) X_A - \frac{85}{66} (1825 + 2\beta_0) X_A^2 + \frac{1625 X_A^3}{66}, \\
\mathcal{P}_{3A,3} = & -\frac{10}{3} (260 + \beta_0) \pi + \frac{2600\pi X_A}{3} + \left(\frac{25}{24} (260 + 3\beta_0) X_A + \frac{5}{18} (195 + 7\beta_0) X_A^2 - 325 X_A^3 \right) \chi_A \\
& + \left(\frac{5}{72} (8580 + 73\beta_0) - \frac{5}{72} (21840 + 101\beta_0) X_A + \frac{5}{18} (4485 + 7\beta_0) X_A^2 - 325 X_A^3 \right) \chi_B, \\
\mathcal{P}_{3A,4} = & \frac{25(2247134272 + 6080015\beta_0 + 1203552\beta_2)}{13208832} + \frac{5\beta_4}{13} + \left(\frac{1714971925}{412776} + \frac{84995\beta_0}{8736} + \frac{85\beta_2}{39} \right) X_A \\
& - \frac{5(-7215185 + 16319\beta_0 + 11424\beta_2) X_A^2}{26208} - \frac{5(6970815 + 9908\beta_0) X_A^3}{3744} + \frac{5(-182400 + 2477\beta_0) X_A^4}{1872} + \frac{875 X_A^5}{72}
\end{aligned}$$

$$\begin{aligned}
& + \left(\left(-\frac{825}{2} - \frac{285\beta_0}{104} \right) X_A^2 + \frac{825X_A^3}{2} + \bar{Q}_A \left(\left(-400 - \frac{35\beta_0}{13} \right) X_A^2 + 400X_A^3 \right) \right) \chi_A^2 \\
& + \left(\left(-775 - \frac{275\beta_0}{52} \right) X_A + \left(1550 + \frac{275\beta_0}{52} \right) X_A^2 - 775X_A^3 \right) \chi_A \chi_B \\
& + \left[-\frac{825}{2} - \frac{285\beta_0}{104} + \frac{15}{52}(4290 + 19\beta_0)X_A + \left(\frac{-2475}{2} - \frac{285\beta_0}{104} \right) X_A^2 + \frac{825X_A^3}{2} \right. \\
& \quad \left. + \bar{Q}_B \left(-400 - \frac{35\beta_0}{13} + \left(1200 + \frac{70\beta_0}{13} \right) X_A + \left(-1200 - \frac{35\beta_0}{13} \right) X_A^2 + 400X_A^3 \right) \right] \chi_B^2, \\
\mathcal{P}_{3A,5} = & -\frac{5(2604260 + 17705\beta_0 + 2688\beta_2)\pi}{4704} - \frac{5(516675 + 1687\beta_0)\pi X_A}{1176} + \frac{5}{168}(90640 + 241\beta_0)\pi X_A^2 + \frac{95225\pi X_A^3}{42} \\
& + \left[\frac{5(3242620 + 49273\beta_0 + 5040\beta_2)X_A}{9408} + \frac{5(4691970 + 82637\beta_0 + 4704\beta_2)X_A^2}{14112} + \frac{5(-221335 + 91\beta_0)X_A^3}{7056} \right. \\
& \quad \left. - \frac{25(98807 + 254\beta_0)X_A^4}{1008} - \frac{392275X_A^5}{504} \right] \chi_A \\
& + \left[\frac{5(23393100 + 277897\beta_0 + 24528\beta_2)}{28224} - \frac{5(44089360 + 337219\beta_0 + 33936\beta_2)X_A}{28224} \right. \\
& \quad \left. + \frac{5(9394160 - 23497\beta_0 + 4704\beta_2)X_A^2}{14112} + \frac{5(-272870 + 11823\beta_0)X_A^3}{2352} - \frac{25(-68399 + 254\beta_0)X_A^4}{1008} - \frac{392275X_A^5}{504} \right] \chi_B. \tag{B3}
\end{aligned}$$

Appendix C: Model Parameters

To serve as our underlying proxy for numerical BBH waveforms, we use the hybridized surrogate model ‘NRHybSur3dq8’ [49]. This model accurately captures the behavior of nonprecessing BBH systems for mass ratios up to $q = 8$ with component spins $\chi \leq .8$ and including all of the following modes: [(2, 0), (2, 1), (2, 2), (3, 2), (3, 0), (3, 1), (3, 3), (4, 2), (4, 3), (4, 4), (5, 5)]. This region of parameter space spans the corresponding space of BNS and BHNS systems because the expected breakup spin for a neutron star is $\chi \sim .7$, and the tidal effects rapidly diminish for mass ratios significantly larger than unity (the leading order tidal term in the Taylor expansions goes as X_A^4).

The tidal effects of each object are dependent on the object’s mass and the choice of EOS. There are currently six tidal parameters that enter into our model: the quadrupole and octopole static tidal deformabilities $\bar{\lambda}_2$ and $\bar{\lambda}_3$, their corresponding f -mode resonant frequencies $\bar{\omega}_{f2}$ and $\bar{\omega}_{f3}$, the dimensionless rotationally-induced quadrupole moment \bar{Q} , and the dimensionless moment of inertia \bar{I} . (In Appendix D, we also briefly discuss how to include the 4 spin-tidal deformability parameters though they currently are not a part of our model.)

While in general, all of these parameters depend on the specific details of the object’s mass and EOS, recent analysis of these numbers show that the various parameters follow a series of universal relations that can accurately approximate their values given just $\bar{\lambda}_2$. The universal

relations we use here all follow the same form [78, 79],

$$y = \sum_{i=0}^4 a_i (\ln x)^i, \tag{C1}$$

where x and y are the two tidal parameters, and a_i are the numerically fitted coefficients relating them (see Table II). Thus, the properties of the NS of different theoretical EOS could be represented by how that EOS traces out the curve of allowable $\bar{\lambda}_2$ as a function of the mass of the NS. The extra factor of X_A that appears as part of the dimensionless resonance frequencies $\bar{\omega}_{f\ell}$ in Table II arises because Ref. [81] defines their dimensionless resonance frequency as $m_A \omega_{f\ell}$ whereas we use $\bar{\omega}_{f\ell} = M \omega_{f\ell}$.

Utilizing these universal relations reduces the effective parameter space of the tidal information from 12 (6 for each object) to just the static quadrupolar tidal deformability for each object, since all tidal parameters are derived simply from the choice of $\bar{\lambda}_2$. All together our spliced waveforms effectively fill a 6D parameter space: $(q, M, \chi_A, \chi_B, \bar{\lambda}_{2A}, \bar{\lambda}_{2B})$.

Eqs. (32) and (22) contain various currently-unknown higher-order coefficients (α_4 from the quadrupolar tidal flux, $\beta_0, \beta_2, \beta_4$ from the octopolar tidal flux, and $\alpha_4^{22}, \alpha_2^{21}, \alpha_2^{33}, \alpha_2^{31}$ from the tidal strain amplitude corrections) We set these coefficient to zero. Further study is needed in order to characterize the error associated with such a choice. In the case of the strain amplification corrections, we expect missing coefficients to be subdominant contributions to the signal according to Ref [62].

| x | y | a_0 | a_1 | a_2 | a_3 | a_4 | Ref |
|-------------------|-------------------------|--------|-------------------------|-------------------------|------------------------|-------------------------|----------|
| $\bar{\lambda}_2$ | $\ln \bar{Q}$ | 0.194 | 0.0936 | 0.0474 | -4.21×10^{-3} | 1.23×10^{-4} | [78, 79] |
| $\bar{\lambda}_2$ | $\ln \bar{I}$ | 1.47 | 0.0817 | 0.0149 | 2.87×10^{-4} | -3.64×10^{-5} | [78, 79] |
| $\bar{\lambda}_2$ | $\ln \bar{\lambda}_3$ | -1.15 | 1.18 | -0.0251 | -1.31×10^{-3} | 2.52×10^{-5} | [80] |
| $\bar{\lambda}_2$ | $X_A \bar{\omega}_{f2}$ | 0.1820 | -6.836×10^{-3} | -4.196×10^{-3} | 5.215×10^{-4} | -1.857×10^{-5} | [81] |
| $\bar{\lambda}_3$ | $X_A \bar{\omega}_{f3}$ | 0.2245 | -0.01500 | -1.412×10^{-3} | 1.832×10^{-4} | -5.561×10^{-6} | [81] |

TABLE II. Universal Relations relating the static dimensionless deformability to various other dimensionless tidal parameters using Eq C1

Appendix D: Spin-Tidal Connection Terms

In the expressions above, there are a number of terms that scale as $\bar{\lambda}_{2A} \chi_A$, so one might be tempted to view them as connections between the object's tidal deformation and spin. Tracing back to the original energy and flux expressions, we know that instead these terms arise naturally as a consequence of power counting in the series expansion, and are merely cross terms between the tidal and spin-orbit or spin-spin effects.

Two different groups, Ref [82] and [83], derived the first spin-tidal connection terms in the PN expansion. However, their two results are not consistent with each other, so we do not include either within our current splicing model. We do look at each paper and summarize how to implement either these effects within our framework so that when this discrepancy is resolved, tidal splicing can be updated to include these terms.

The leading order spin-tidal terms all enter at the v^{13} order. There are 4 related effects that all enter at this order, each with its own dimensionless tidal deformability coefficient: $\bar{\lambda}_{23}$, the mass quadrupole tidal deformation arising due to the gravitomagnetic octopole tidal field; $\bar{\lambda}_{32}$, the mass octopole tidal deformation arising due to the gravitomagnetic quadrupole tidal field; $\bar{\sigma}_{23}$, the current quadrupole tidal deformation arising due to the gravitoelectric octopole tidal field; $\bar{\sigma}_{32}$, the current octopole tidal deformation arising due to the gravitoelectric quadrupole tidal field.

To obtain the TaylorT terms, we examine leading order terms in the PN energy and flux, and find

$$E_{\text{ST}} = -\frac{\nu v^2}{2} \left(1 + v^{13} \chi_A X_A^6 \sum_i \epsilon_{iA} \bar{\Lambda}_{iA} + (A \rightarrow B) \right), \quad (\text{D1})$$

$$F_{\text{ST}} = \frac{32\nu^2 v^{10}}{5} \left(1 + v^{13} \chi_A X_A^6 \sum_i \rho_{iA} \bar{\Lambda}_{iA} + (A \rightarrow B) \right), \quad (\text{D2})$$

where the sums are over each of the ST parameters $\bar{\Lambda}_{iA} = (\bar{\lambda}_{23A}, \bar{\lambda}_{32A}, \bar{\sigma}_{23A}, \bar{\sigma}_{32A})$, with energy coefficients ϵ_{iA} and flux coefficients ρ_{iA} that are functions only of the mass

fraction of the object X_A . In principle, we would need to include these energy and flux corrections into the full energy and flux equations, Eqs. (30) and (32).

We can expand Eqs. (D1) and (D2) in both the TaylorT4 and TaylorT2 manner yielding

$$\begin{aligned} \mathcal{F}_{\text{ST}}(v) &= \frac{32\nu v^9}{5M} \left[v^{13} \chi_A X_A^6 \sum_i \left(-\frac{15}{2} \epsilon_{iA} + \rho_{iA} \right) \bar{\Lambda}_{iA} \right], \\ \mathcal{T}_{\text{ST}}(v) &= -\frac{5M}{256\nu v^8} \left[v^{13} \chi_A X_A^6 \sum_i \left(-12 \epsilon_{iA} + \frac{8}{5} \rho_{iA} \right) \bar{\Lambda}_{iA} \right], \\ \mathcal{P}_{\text{ST}}(v) &= -\frac{1}{32\nu v^5} \left[v^{13} \chi_A X_A^6 \sum_i \left(-\frac{75}{16} \epsilon_{iA} + \frac{5}{8} \rho_{iA} \right) \bar{\Lambda}_{iA} \right]. \end{aligned} \quad (\text{D3})$$

We can linearly add these expressions to the full tidal PN expressions $\mathcal{F}_{\text{Tid}}(v)$, $\mathcal{T}_{\text{Tid}}(v)$, and $\mathcal{P}_{\text{Tid}}(v)$, respectively.

We now compare the energy and flux coefficients ϵ_{iA} and ρ_{iA} as computed by Refs. [82, 83]. In no particular order, we first examine [83], beginning with the correspondence between their (dimensionful) definitions of the deformability parameters,

$$\begin{aligned} \bar{\lambda}_{23} &= m_A^{-6} \hat{\lambda}_2, \\ \bar{\lambda}_{32} &= m_A^{-6} \hat{\lambda}_3, \\ \bar{\sigma}_{23} &= -m_A^{-6} \hat{\sigma}_2, \\ \bar{\sigma}_{32} &= -m_A^{-6} \hat{\sigma}_3, \end{aligned} \quad (\text{D4})$$

where the parameters of Ref. [83] are hatted. From this we can write their energy and flux coefficients by reading off from Eqs. (28) and (30) of [83],

$$\begin{aligned} \epsilon_{iA} &= \frac{44(1 - X_A)}{7X_A} (18, -2, -4, 3), \\ \rho_{iA} &= \left(144 - \frac{204}{X_A}, -16 + \frac{16}{X_A}, -38 + \frac{113}{3X_A}, 24 - \frac{24}{X_A} \right). \end{aligned} \quad (\text{D5})$$

Repeating this same setup but with [82], we find the correspondence between their definitions and ours as

$$\bar{\lambda}_{23} = \frac{M^2}{m_A^6} \lambda_{23},$$

$$\begin{aligned}
\bar{\lambda}_{32} &= \frac{M^2}{m_A^6} \lambda_{32}, \\
\bar{\sigma}_{23} &= \frac{M^2}{m_A^6} \sigma_{23}, \\
\bar{\sigma}_{32} &= \frac{M^2}{m_A^6} \sigma_{32},
\end{aligned} \tag{D6}$$

where the parameters of Ref. [82] are unbarred. Using their Eqs. (90) and (95),

$$\begin{aligned}
\epsilon_{iA} &= \frac{1 - X_A}{X_A} (96, -32, -32, 24), \\
\rho_{iA} &= \left(96 - \frac{136}{X_A}, -32 + \frac{32}{X_A}, -38 + \frac{113}{3X_A}, 24 - \frac{24}{X_A} \right).
\end{aligned} \tag{D7}$$

Appendix E: $\bar{\lambda}_2 \times \bar{\lambda}_2$ Self-Cross Terms

In the tidal PN formulations in this paper, the leading-order tidal terms are considered to be the same effective PN order as the Newtonian-order vacuum terms. Or in other words, we view $\mathcal{O}(\bar{\lambda}_2 v^{10}) \sim \mathcal{O}(1)$, so terms like $\bar{\lambda}_2 v^{10}$ are treated as 0PN order, terms like $\bar{\lambda}_2 v^{12}$ are treated as 1PN order, and so on, for the purposes of truncating the PN series. This means that terms like $\bar{\lambda}_2^2 v^{20}$, $\bar{\lambda}_2^3 v^{30}$, and so on can also in principle be considered 0PN order. So when multiplying or dividing PN series (for example, when dividing the two series on the right-hand side of Eq. (6)) and then truncating the series to a consistent PN order, the question arises as to whether one

should eliminate terms of order $\mathcal{O}(\bar{\lambda}_2^2 v^{20})$, $\mathcal{O}(\bar{\lambda}_2^3 v^{30})$, and so on. In this paper we do eliminate such terms, and we justify this choice in this Appendix.

Note that the higher order terms in question are not nonlinear static tidal terms (where the deformed tidal field of one object perturbs the tidal deformation of the other object) despite their appearance as such. These $\bar{\lambda}_2 \times \bar{\lambda}_2$ terms are simply linear cross terms, like the terms that go as $\bar{\lambda}_2 \times \chi_{A,B}$ in Eqs. (B1), (B2), and (B3), which are cross terms between spin-orbit and tidal contributions as opposed to spin-tidal effects.

Now while $v \rightarrow 0$, the assumption that $\mathcal{O}(\bar{\lambda}_2 v^{10}) \sim \mathcal{O}(1)$ is numerically not true, and instead we have $\mathcal{O}(\bar{\lambda}_2 v^{10}) \ll \mathcal{O}(1)$, so one could argue to neglect $\bar{\lambda}_2 \times \bar{\lambda}_2$ terms. But as the binary approaches merger, and v is no longer small, then we cannot assume $\mathcal{O}(\bar{\lambda}_2 v^{10}) \ll \mathcal{O}(1)$ holds true without further exploration.

To facilitate this discussion, we examine truncated versions of the PN energy and flux equations keeping just the leading order BBH and tidal terms,

$$\begin{aligned}
E(v) &= -\frac{\nu v^2}{2} (1 + 9\bar{\lambda}_{2A} v^{10} X_A^4 (-1 + X_A) \\
&\quad + 9\bar{\lambda}_{2B} v^{10} X_B^4 (-1 + X_B) + \mathcal{O}(v) + \mathcal{O}(\bar{\lambda}_2 v^{11})), \\
F(v) &= \frac{32\nu^2 v^{10}}{5} (1 + 6\bar{\lambda}_{2A} v^{10} X_A^4 (3 - 2X_A) \\
&\quad + 6\bar{\lambda}_{2B} v^{10} X_B^4 (3 - 2X_B) + \mathcal{O}(v) + \mathcal{O}(\bar{\lambda}_2 v^{11})).
\end{aligned} \tag{E1}$$

We now perform the PN series expansion in both the TaylorT4 and TaylorT2 manner as in the rest of this paper, except we retain the next higher-order tidal cross terms,

$$\begin{aligned}
\mathcal{F}_{\bar{\lambda}_2 \times \bar{\lambda}_2}(v) &= \frac{32\nu v^9}{5M} [1 + v^{10} (\bar{\lambda}_{2A} X_A^4 (72 - 66X_A) + \bar{\lambda}_{2B} X_B^4 (72 - 66X_B)) + 324v^{20} (\bar{\lambda}_{2A}^2 X_A^8 (12 - 23X_A + 11X_A^2) \\
&\quad + \bar{\lambda}_{2A} \bar{\lambda}_{2B} X_A^4 X_B^4 (24 - 23(X_A + X_B) + 22X_A X_B) + \bar{\lambda}_{2B}^2 X_B^8 (12 - 23X_B + 11X_B^2)) \\
&\quad + \mathcal{O}(v) + \mathcal{O}(\lambda_2 v^{11}) + \mathcal{O}(\lambda_2^3 v^{30})], \\
\mathcal{T}_{\bar{\lambda}_2 \times \bar{\lambda}_2}(v) &= -\frac{5M}{256\nu v^8} [1 + v^{10} (\bar{\lambda}_{2A} X_A^4 (288 - 264X_A) + \bar{\lambda}_{2B} X_B^4 (288 - 264X_B)) + 24v^{20} (\bar{\lambda}_{2A}^2 X_A^8 (-36 + 57X_A - 22X_A^2) \\
&\quad + \bar{\lambda}_{2A} \bar{\lambda}_{2B} X_A^4 X_B^4 (-72 + 57(X_A + X_B) - 44X_A X_B) + \bar{\lambda}_{2B}^2 X_B^8 (-36 + 57X_B - 22X_B^2)) \\
&\quad + \mathcal{O}(v) + \mathcal{O}(\lambda_2 v^{11}) + \mathcal{O}(\lambda_2^3 v^{30})], \\
\mathcal{P}_{\bar{\lambda}_2 \times \bar{\lambda}_2}(v) &= -\frac{1}{32\nu v^5} [1 + v^{10} (\bar{\lambda}_{2A} X_A^4 (72 - 66X_A) + \bar{\lambda}_{2B} X_B^4 (72 - 66X_B)) + 12v^{20} (\bar{\lambda}_{2A}^2 X_A^8 (-36 + 57X_A - 22X_A^2) \\
&\quad + \bar{\lambda}_{2A} \bar{\lambda}_{2B} X_A^4 X_B^4 (-72 + 57(X_A + X_B) - 44X_A X_B) + \bar{\lambda}_{2B}^2 X_B^8 (-36 + 57X_B - 22X_B^2)) \\
&\quad + \mathcal{O}(v) + \mathcal{O}(\lambda_2 v^{11}) + \mathcal{O}(\lambda_2^3 v^{30})].
\end{aligned} \tag{E2}$$

Compare with Eqs. (8), (14), and (15), or with the equations in Appendix B.

Because these cross terms will most strongly influence the waveform during the final stages of the inspirals, we

estimate the size of the self-cross terms by comparing the magnitude of the various terms here at two different frequencies $\bar{\omega}_{\text{ISCO}} = 6^{-3/2}$ and $\bar{\omega}_{\text{test}} = \bar{\omega}_{\text{ISCO}}/5$. We assume a fiducial binary system where $q = 1, \chi_A = \chi_B =$

| | $\bar{\omega}_{\text{ISCO}}$ | $\bar{\lambda}_2 v_{\text{ISCO}}^{10}$ | $\bar{\lambda}_2 v_{\text{ISCO}}^{15}$ | $\bar{\lambda}_2^2 v_{\text{ISCO}}^{20}$ | $\bar{\omega}_{\text{test}}$ | $\bar{\lambda}_2 v_{\text{test}}^{10}$ | $\bar{\lambda}_2 v_{\text{test}}^{15}$ | $\bar{\lambda}_2^2 v_{\text{test}}^{20}$ |
|-------------------------------|------------------------------|--|--|--|------------------------------|--|--|--|
| $\mathcal{F}_{\text{Tid}}(v)$ | $6^{-3/2}$ | 0.313465 | 0.0588958 | 0.0680262 | $6^{-3/2}/5$ | 1.46652×10^{-3} | 1.88467×10^{-5} | 1.48894×10^{-6} |
| $\mathcal{T}_{\text{Tid}}(v)$ | $6^{-3/2}$ | 1.25386 | -0.4286 | -0.0201559 | $6^{-3/2}/5$ | 5.86608×10^{-3} | -1.37152×10^{-4} | -4.41166×10^{-7} |
| $\mathcal{P}_{\text{Tid}}(v)$ | $6^{-3/2}$ | 0.313465 | -0.187513 | -0.0100779 | $6^{-3/2}/5$ | 1.46652×10^{-3} | -6.0004×10^{-5} | -2.20583×10^{-7} |

TABLE III. Magnitudes of the PN tidal self-cross terms from Eq. (E2), assuming a fiducial system where $q = 1$, $\chi_A = \chi_B = 0$, $\bar{\lambda}_{2A} = 1000$, $\bar{\lambda}_{2B} = 0$, evaluated at two points in the inspiral, $\bar{\omega}_{\text{ISCO}} = 6^{-3/2}$ and $\bar{\omega}_{\text{test}} = \bar{\omega}_{\text{ISCO}}/5$.

0, $\bar{\lambda}_{2A} = 1000$, $\bar{\lambda}_{2B} = 0$. The results are displayed in Table III. The columns labeled $\bar{\lambda}_2 v^{10}$ and $\bar{\lambda}_2^2 v^{20}$ in Table III correspond to the terms in Eqs (E2). The columns labeled $\bar{\lambda}_2 v^{15}$ correspond to the 2.5PN order $\bar{\lambda}_2$ terms ($\mathcal{F}_{2A,5}$ from Eq.(B1), $\mathcal{T}_{2A,5}$ from Eq.(B2), and $\mathcal{P}_{2A,5}$ from Eq.(B3)), which serve as an error bound estimate arising from the unknown quadrupolar tidal terms. If the self-cross terms are larger than these, or near the size of the leading order tidal terms, then we should not neglect the self-cross terms.

At the end of the waveform (*i.e.* at $\bar{\omega}_{\text{ISCO}}$), in the TaylorT4 case, the size of the self-cross terms is an appreciable fraction of the $\bar{\lambda}_2 v^{10}$ term and the same size as the $\bar{\lambda}_2 v^{15}$ term. This is also true in TaylorT2, but to a lesser extent, as the self-cross terms there are a factor of

a few smaller. However, looking just a bit earlier in the inspiral we find that the self-cross terms drop off until they are distinctly smaller than even $\bar{\lambda}_2 v^{15}$. Our general conclusion is that we are fine neglecting the self-cross terms for the time being, but as more tidal terms are introduced, we will eventually need to include these terms, especially to get the last orbits of the inspiral before the start of merger/ringdown.

This entire argument generalizes to the octopolar static tides, where the equivalent assumption is $\mathcal{O}(1) \sim \mathcal{O}(\bar{\lambda}_3 v^{14}) \sim \mathcal{O}(\bar{\lambda}_3^2 v^{28})$, yet the octopolar effects are suppressed compared to the quadrupolar static tides. All of the arguments in favor of neglecting the $\mathcal{O}(\bar{\lambda}_2^2 v^{20})$ terms should apply even more strongly to $\mathcal{O}(\bar{\lambda}_3^2 v^{28})$, and so we ignore the $\mathcal{O}(\bar{\lambda}_3^2 v^{28})$ terms as well.

-
- [1] J. Aasi *et al.* (LIGO Scientific Collaboration), *Class. Quantum Grav.* **32**, 074001 (2015), arXiv:1411.4547 [gr-qc].
- [2] F. Acernese *et al.* (Virgo Collaboration), *Class. Quantum Grav.* **32**, 024001 (2015), arXiv:1408.3978 [gr-qc].
- [3] B. P. Abbott *et al.* (Virgo, LIGO Scientific), *Phys. Rev. Lett.* **119**, 161101 (2017), arXiv:1710.05832 [gr-qc].
- [4] B. P. Abbott, R. Abbott, T. D. Abbott, F. Acernese, K. Ackley, C. Adams, T. Adams, P. Addesso, R. X. Adhikari, V. B. Adya, and et al., "Astrophys. J. Lett." **848**, L13 (2017), arXiv:1710.05834 [astro-ph.HE].
- [5] D. Radice, A. Perego, F. Zappa, and S. Bernuzzi, *The Astrophysical Journal Letters* **852**, L29 (2018), arXiv:1711.03647 [astro-ph.HE].
- [6] W. Del Pozzo, T. G. F. Li, M. Agathos, C. Van Den Broeck, and S. Vitale, *Phys. Rev. Lett.* **111**, 071101 (2013), arXiv:1307.8338 [gr-qc].
- [7] P. Kumar, M. Prerrer, and H. P. Pfeiffer, *Phys. Rev.* **D95**, 044039 (2017), arXiv:1610.06155 [gr-qc].
- [8] J. Vines, É. É. Flanagan, and T. Hinderer, *Phys. Rev. D* **83**, 084051 (2011), arXiv:1101.1673 [gr-qc].
- [9] K. Chakravarti *et al.*, *Phys. Rev.* **D99**, 024049 (2019), arXiv:1809.04349 [gr-qc].
- [10] A. Samajdar and T. Dietrich, *Phys. Rev. D* **98**, 124030 (2018), arXiv:1810.03936 [gr-qc].
- [11] A. Bohé, L. Shao, A. Taracchini, A. Buonanno, S. Babak, I. W. Harry, I. Hinder, S. Ossokine, M. Pürrer, V. Raymond, T. Chu, H. Fong, P. Kumar, H. P. Pfeiffer, M. Boyle, D. A. Hemberger, L. E. Kidder, G. Lovelace, M. A. Scheel, and B. Szilágyi, *Phys. Rev. D* **95**, 044028 (2017), arXiv:1611.03703 [gr-qc].
- [12] D. Bini, T. Damour, and G. Faye, *Phys. Rev. D* **85**, 124034 (2012), arXiv:1202.3565 [gr-qc].
- [13] L. Baiotti, T. Damour, B. Giacomazzo, A. Nagar, and L. Rezzolla, *Phys. Rev. D* **84**, 024017 (2011), arXiv:1103.3874 [gr-qc].
- [14] J. Steinhoff, T. Hinderer, A. Buonanno, and A. Taracchini, *Phys. Rev.* **D94**, 104028 (2016), arXiv:1608.01907 [gr-qc].
- [15] T. Dietrich and T. Hinderer, *Phys. Rev. D* **95**, 124006 (2017), arXiv:1702.02053 [gr-qc].
- [16] T. Hinderer *et al.*, *Phys. Rev. Lett.* **116**, 181101 (2016), arXiv:1602.00599 [gr-qc].
- [17] A. Nagar *et al.*, *Phys. Rev. D* **98**, 104052 (2018), arXiv:1806.01772 [gr-qc].
- [18] B. D. Lackey, K. Kyutoku, M. Shibata, P. R. Brady, and J. L. Friedman, *Phys. Rev. D* **89**, 043009 (2014), arXiv:1303.6298 [gr-qc].
- [19] A. Taracchini *et al.*, *Phys. Rev.* **D89**, 061502 (2014), arXiv:1311.2544 [gr-qc].
- [20] T. Dietrich, S. Khan, R. Dudi, S. J. Kapadia, P. Kumar, A. Nagar, F. Ohme, F. Pannarale, A. Samajdar, S. Bernuzzi, G. Carullo, W. Del Pozzo, M. Haney, C. Markakis, M. Puerrer, G. Riemenschneider, Y. Eka Setyawati, K. Wa Tsang, and C. Van Den Broeck, arXiv:1804.02235 [gr-qc].
- [21] S. Husa, S. Khan, M. Hannam, M. Pürrer, F. Ohme, X. Jiménez Forteza, and A. Bohé, *Phys. Rev.* **D93**, 044006 (2016), arXiv:1508.07250 [gr-qc].

- [22] S. Khan, S. Husa, M. Hannam, F. Ohme, M. Pürrer, X. Jiménez Forteza, and A. Bohé, *Phys. Rev. D* **93**, 044007 (2016), [arXiv:1508.07253 \[gr-qc\]](#).
- [23] P. Schmidt, M. Hannam, and S. Husa, *Phys. Rev. D* **86**, 104063 (2012), [arXiv:1207.3088 \[gr-qc\]](#).
- [24] P. Schmidt, F. Ohme, and M. Hannam, *Phys. Rev. D* **91**, 024043 (2015), [arXiv:1408.1810 \[gr-qc\]](#).
- [25] T. Dietrich, S. Bernuzzi, and W. Tichy, *Phys. Rev. D* **96**, 121501 (2017), [arXiv:1706.02969 \[gr-qc\]](#).
- [26] T. Dietrich, A. Samajdar, S. Khan, N. K. Johnson-McDaniel, R. Dudi, and W. Tichy, *Phys. Rev. D* **100**, 044003 (2019), [arXiv:1905.06011 \[gr-qc\]](#).
- [27] F. Foucart, L. Buchman, M. D. Duez, M. Grudich, L. E. Kidder, I. MacDonald, A. Mroue, H. P. Pfeiffer, M. A. Scheel, and B. Szilágyi, *Phys. Rev. D* **88**, 064017 (2013), [arXiv:1307.7685 \[gr-qc\]](#).
- [28] G. Lovelace, M. D. Duez, F. Foucart, L. E. Kidder, H. P. Pfeiffer, M. A. Scheel, and B. Szilágyi, *Class. Quantum Grav.* **30**, 135004 (2013), [arXiv:1302.6297 \[gr-qc\]](#).
- [29] K. Kawaguchi, K. Kyutoku, H. Nakano, H. Okawa, M. Shibata, and K. Taniguchi, *Phys. Rev. D* **92**, 024014 (2015), [arXiv:1506.05473 \[astro-ph.HE\]](#).
- [30] R. Haas, C. D. Ott, B. Szilágyi, J. D. Kaplan, J. Lippuner, M. A. Scheel, K. Barkett, C. D. Muhlberger, T. Dietrich, M. D. Duez, F. Foucart, H. P. Pfeiffer, L. E. Kidder, and S. A. Teukolsky, *Phys. Rev. D* **93**, 124062 (2016), [arXiv:1604.00782 \[gr-qc\]](#).
- [31] T. Hinderer, A. Taracchini, F. Foucart, A. Buonanno, J. Steinhoff, M. Duez, L. E. Kidder, H. P. Pfeiffer, M. A. Scheel, B. Szilágyi, K. Hotokezaka, K. Kyutoku, M. Shibata, and C. W. Carpenter, *Phys. Rev. Lett.* **116**, 181101 (2016), [arXiv:1602.00599 \[gr-qc\]](#).
- [32] T. Dietrich, D. Radice, S. Bernuzzi, F. Zappa, A. Perego, B. Brügmann, S. V. Chaurasia, R. Dudi, W. Tichy, and M. Ujevic, *Class. Quant. Grav.* **35**, 24LT01 (2018), [arXiv:1806.01625 \[gr-qc\]](#).
- [33] F. Foucart *et al.*, *Phys. Rev. D* **99**, 044008 (2019), [arXiv:1812.06988 \[gr-qc\]](#).
- [34] K. Kiuchi, K. Kyohei, K. Kyutoku, Y. Sekiguchi, and M. Shibata, (2019), [arXiv:1907.03790 \[astro-ph.HE\]](#).
- [35] B. Aylott *et al.*, *Class. Quantum Grav.* **26**, 114008 (2009), [arXiv:0905.4227 \[gr-qc\]](#).
- [36] P. Ajith *et al.*, *Class. Quant. Grav.* **29**, 124001 (2012), [Erratum: *Class. Quant. Grav.* **30**, 199401 (2013)], [arXiv:1201.5319 \[gr-qc\]](#).
- [37] I. Hinder *et al.* (The NRAR Collaboration), *Class. Quantum Grav.* **31**, 025012 (2014), [arXiv:1307.5307 \[gr-qc\]](#).
- [38] A. H. Mroué, M. A. Scheel, B. Szilágyi, H. P. Pfeiffer, M. Boyle, D. A. Hemberger, L. E. Kidder, G. Lovelace, S. Ossokine, N. W. Taylor, A. Zenginoğlu, L. T. Buchman, T. Chu, E. Foley, M. Giesler, R. Owen, and S. A. Teukolsky, *Phys. Rev. Lett.* **111**, 241104 (2013), [arXiv:1304.6077 \[gr-qc\]](#).
- [39] K. Jani, J. Healy, J. A. Clark, L. London, P. Laguna, and D. Shoemaker, *Class. Quant. Grav.* **33**, 204001 (2016), [arXiv:1605.03204 \[gr-qc\]](#).
- [40] J. Healy, C. O. Lousto, Y. Zlochower, and M. Campanelli, *Classical and Quantum Gravity* **34**, 224001 (2017), [arXiv:1703.03423 \[gr-qc\]](#).
- [41] J. Healy, C. O. Lousto, J. Lange, R. O’Shaughnessy, Y. Zlochower, and M. Campanelli, [arXiv:1901.02553 \[gr-qc\]](#).
- [42] E. A. Huerta, R. Haas, S. Habib, A. Gupta, A. Rebei, V. Chavva, D. Johnson, S. Rosofsky, E. Wessel, B. Agarwal, D. Luo, and W. Ren, [arXiv:1901.07038 \[gr-qc\]](#).
- [43] M. Boyle *et al.* (SXS collaboration), (2019), [arXiv:1904.04831 \[gr-qc\]](#).
- [44] S. E. Field, C. R. Galley, J. S. Hesthaven, J. Kaye, and M. Tiglio, *Phys. Rev. X* **4**, 031006 (2014), [arXiv:1308.3565 \[gr-qc\]](#).
- [45] M. Pürrer, *Class. Quantum Grav.* **31**, 195010 (2014), [arXiv:1402.4146 \[gr-qc\]](#).
- [46] J. Blackman, S. E. Field, C. R. Galley, B. Szilágyi, M. A. Scheel, M. Tiglio, and D. A. Hemberger, *Phys. Rev. Lett.* **115**, 121102 (2015), [arXiv:1502.07758 \[gr-qc\]](#).
- [47] J. Blackman, S. E. Field, M. A. Scheel, C. R. Galley, D. A. Hemberger, P. Schmidt, and R. Smith, *Phys. Rev. D* **95**, 104023 (2017), [arXiv:1701.00550 \[gr-qc\]](#).
- [48] J. Blackman, S. E. Field, M. A. Scheel, C. R. Galley, C. D. Ott, M. Boyle, L. E. Kidder, H. P. Pfeiffer, and B. Szilgyi, *Phys. Rev. D* **96**, 024058 (2017), [arXiv:1705.07089 \[gr-qc\]](#).
- [49] V. Varma, S. E. Field, M. A. Scheel, J. Blackman, L. E. Kidder, and H. P. Pfeiffer, *Phys. Rev. D* **99**, 064045 (2019), [arXiv:1812.07865 \[gr-qc\]](#).
- [50] V. Varma, S. E. Field, M. A. Scheel, J. Blackman, D. Gerosa, L. C. Stein, L. E. Kidder, and H. P. Pfeiffer, (2019), [arXiv:1905.09300 \[gr-qc\]](#).
- [51] K. Barkett, M. A. Scheel, R. Haas, C. D. Ott, S. Bernuzzi, D. A. Brown, B. Szilágyi, J. D. Kaplan, J. Lippuner, C. D. Muhlberger, F. Foucart, and M. D. Duez, *Phys. Rev. D* **93**, 044064 (2016), [arXiv:1509.05782 \[gr-qc\]](#).
- [52] L. Blanchet, *Living Rev. Rel.* **17**, 2 (2014), [arXiv:1310.1528 \[gr-qc\]](#).
- [53] H. Fang and G. Lovelace, *Phys. Rev. D* **72**, 124016 (2005).
- [54] K. Alvi, *Phys. Rev. D* **64**, 104020 (2001).
- [55] É. É. Flanagan and T. Hinderer, *Phys. Rev. D* **77**, 021502 (2008), [arXiv:0709.1915](#).
- [56] M. Boyle, D. A. Brown, L. E. Kidder, A. H. Mroue, H. P. Pfeiffer, M. A. Scheel, G. B. Cook, and S. A. Teukolsky, *Phys. Rev. D* **76**, 124038 (2007), [arXiv:0710.0158 \[gr-qc\]](#).
- [57] T. Damour, B. R. Iyer, and B. Sathyaprakash, *Phys. Rev. D* **63**, 044023 (2001), [arXiv:gr-qc/0010009 \[gr-qc\]](#).
- [58] L. Blanchet, G. Faye, B. R. Iyer, and S. Sinha, *Class. Quantum Grav.* **25**, 165003 (2008), [arXiv:0802.1249 \[gr-qc\]](#).
- [59] L. Blanchet and G. Schäfer, *Class. Quantum Grav.* **10**, 2699 (1993).
- [60] K. G. Arun, L. Blanchet, B. R. Iyer, and M. S. S. Qusailah, *Class. Quantum Grav.* **21**, 3771 (2004), [arXiv:gr-qc/0404085](#).
- [61] L. E. Kidder, *Phys. Rev. D* **77**, 044016 (2008), [arXiv:0710.0614 \[gr-qc\]](#).
- [62] T. Damour, A. Nagar, and L. Villain, *Phys. Rev. D* **85**, 123007 (2012), [arXiv:1203.4352 \[gr-qc\]](#).
- [63] P. Jaranowski and G. Schäfer, *Phys. Rev. D* **60**, 124003 (1999).
- [64] V. C. de Andrade, L. Blanchet, and G. Faye, *Class. Quantum Grav.* **18**, 753 (2001), [arXiv:gr-qc/0011063 \[gr-qc\]](#).
- [65] L. Blanchet and G. Faye, *Phys. Rev. D* **63**, 062005 (2001), [arXiv:gr-qc/0007051 \[gr-qc\]](#).
- [66] T. Damour, P. Jaranowski, and G. Schäfer, *Physics Letters B* **513**, 147 (2001), [arXiv:gr-qc/0105038](#).
- [67] L. Blanchet, G. Faye, B. R. Iyer, and B. Joguet, *Phys. Rev. D* **65**, 061501 (2002), erratum: [84], [arXiv:gr-](#)

- qc/0105099 [gr-qc].
- [68] L. Blanchet, T. Damour, G. Esposito-Farese, and B. R. Iyer, *Phys. Rev. Lett.* **93**, 091101 (2004), arXiv:gr-qc/0406012 [gr-qc].
- [69] L. Blanchet, A. Buonanno, and G. Faye, *Phys. Rev. D* **74**, 104034 (2006).
- [70] L. E. Kidder, *Phys. Rev.* **D52**, 821 (1995), arXiv:gr-qc/9506022.
- [71] C. M. Will and A. G. Wiseman, *Phys. Rev.* **D54**, 4813 (1996), arXiv:gr-qc/9608012 [gr-qc].
- [72] E. Poisson, *Phys. Rev.* **D57**, 5287 (1998), arXiv:gr-qc/9709032.
- [73] S. Bernuzzi, A. Nagar, S. Balmelli, T. Dietrich, and M. Ujevic, *Phys. Rev. Lett.* **112**, 201101 (2014), arXiv:1402.6244 [gr-qc].
- [74] A. Buonanno, B. Iyer, E. Ochsner, Y. Pan, and B. S. Sathyaprakash, *Phys. Rev.* **D80**, 084043 (2009), arXiv:0907.0700 [gr-qc].
- [75] T. Damour, B. R. Iyer, and B. S. Sathyaprakash, *Phys. Rev. D* **62**, 084036 (2000).
- [76] D. McKechnan, C. Robinson, and B. Sathyaprakash, *Class. Quantum Grav.* **27**, 084020 (2010), arXiv:1003.2939 [gr-qc].
- [77] V. Varma and P. Ajith, *Phys. Rev.* **D96**, 124024 (2017), arXiv:1612.05608 [gr-qc].
- [78] K. Yagi and N. Yunes, *Phys. Rev. D* **88**, 023009 (2013), arXiv:1303.1528 [gr-qc].
- [79] K. Yagi and N. Yunes, *Science* **341**, 365 (2013), arXiv:1302.4499 [gr-qc].
- [80] K. Yagi, *Phys. Rev. D* **89**, 043011 (2014), errata: [85],[86], arXiv:1311.0872 [gr-qc].
- [81] T. K. Chan, Y.-H. Sham, P. T. Leung, and L.-M. Lin, *Phys. Rev. D* **90**, 124023 (2014), arXiv:1408.3789 [gr-qc].
- [82] L. G. Tiziano Abdelsalhin and P. Pani, (2018), arXiv:1805.01487 [gr-qc].
- [83] P. Landry, (2018), arXiv:1805.01882 [gr-qc].
- [84] L. Blanchet, G. Faye, B. R. Iyer, and B. Joguet, *Phys. Rev. D* **71**, 129902 (2005).
- [85] K. Yagi, *Phys. Rev. D* **96**, 129904 (2017).
- [86] K. Yagi, *Phys. Rev. D* **97**, 129901 (2018).