

CERN-EP-2020-032  
2020/07/22

CMS-HIN-18-016

# The production of isolated photons in PbPb and pp collisions at $\sqrt{s_{\text{NN}}} = 5.02$ TeV

The CMS Collaboration\*

## Abstract

The transverse energy ( $E_{\text{T}}^{\gamma}$ ) spectra of photons isolated from other particles are measured using proton-proton (pp) and lead-lead (PbPb) collisions at the LHC at  $\sqrt{s_{\text{NN}}} = 5.02$  TeV with integrated luminosities of  $27.4 \text{ pb}^{-1}$  and  $404 \mu\text{b}^{-1}$  for pp and PbPb data, respectively. The results are presented for photons with  $25 < E_{\text{T}}^{\gamma} < 200$  GeV in the pseudorapidity range  $|\eta| < 1.44$ , and for different centrality intervals for PbPb collisions. Photon production in PbPb collisions is consistent with that in pp collisions scaled by the number of binary nucleon-nucleon collisions, demonstrating that photons do not interact with the quark-gluon plasma. Therefore, isolated photons can provide information about the initial energy of the associated parton in photon+jet measurements. The results are compared with predictions from the next-to-leading-order JETPHOX generator for different parton distribution functions (PDFs) and nuclear PDFs (nPDFs). The comparisons can help to constrain the nPDFs global fits.

*"Published in the Journal of High Energy Physics as doi:10.1007/JHEP07(2020)116."*

arXiv:2003.12797v2 [hep-ex] 20 Jul 2020



## 1 Introduction

One of the most important reasons for studying relativistic heavy ion collisions is understanding the deconfined state of matter, so called quark-gluon plasma (QGP), which is predicted by the theory of strong interactions, quantum chromodynamics (QCD), to exist at high temperatures and energy density [1–4]. In heavy ion collisions, the expectation is that high transverse momentum ( $p_T$ ) photons do not strongly interact with the QGP and thus provide a direct way to test perturbative QCD (pQCD). Comparing photon production in proton-proton (pp) and heavy ion collisions is important to both establish that we understand the production of photons in collisions of nuclei and that the photons are not affected by the medium through which they pass. In contrast to photons, partons lose energy in the medium and their production is significantly modified compared to pp collisions [5–7]. The production of photons paired back-to-back with jets from fragmented partons has been studied at the CERN LHC [8–11] to test energy loss in the strongly interacting medium produced in heavy ion collisions.

Prompt photons are defined to be those produced directly from the hard scattering of two partons, or fragmented collinearly from final-state partons at high- $p_T$  [12]. At leading order (LO), partons produce photons through two hard scattering subprocesses: Compton scattering  $qg \rightarrow q\gamma$  and quark-antiquark annihilation  $q\bar{q} \rightarrow g\gamma$ , of which Compton scattering is dominant [12]. To identify photons from parton scattering requires that the photons be isolated from other particles in order to reduce a large background of decay photons coming from neutral mesons (mostly  $\pi^0 \rightarrow \gamma\gamma$ ). This isolation requirement also suppresses the contribution from fragmentation processes [12]. As a result, isolated photon production is sensitive to the gluon parton distribution functions (PDFs).

The scaled ratio of the production cross sections in pp and heavy ion collisions is known as the nuclear modification factor,

$$R_{AA}(p_T) = \frac{1}{T_{AA}} \frac{1}{N_{MB}} \frac{dN^{AA}/dp_T}{d\sigma^{pp}/dp_T}, \quad (1)$$

where  $N_{MB}$  is the number of sampled minimum-bias (MB) events in nucleus-nucleus (AA) collisions, and  $T_{AA}$  is the nuclear overlap function [13], which is given by the number of binary nucleon-nucleon (NN) collisions divided by the inelastic NN cross section. This  $T_{AA}$  can be interpreted as the NN-equivalent integrated luminosity per heavy ion collision. Here,  $dN^{AA}/dp_T$  is the yield in AA collisions in a  $p_T$  interval and  $d\sigma^{pp}/dp_T$  is the differential cross section in inelastic pp collisions. A value of  $R_{AA} = 1$  indicates that PbPb collision data are compatible with a superposition of pp collisions, while a deviation from unity indicates either enhancement or suppression of isolated photon production. The  $R_{AA}$  of isolated photons allows an estimation of possible modification of the PDFs in a nucleus compared to a simple incoherent superposition of nucleon PDFs [14, 15]. A typical form of such modifications is to have suppression at low Bjorken  $x \lesssim 10^{-2}$  (shadowing), and enhancement at  $x \sim 10^{-1}$  (anti-shadowing) [16].

The differential cross section for isolated photons was extensively studied at the LHC in pp collisions at various collision energies [17–22]. In heavy ion collisions, measurements of  $R_{AA}$  for isolated photons were performed in lead-lead (PbPb) collisions at a center-of-mass energy per nucleon pair  $\sqrt{s_{NN}} = 2.76$  TeV with the CMS [23] and ATLAS [24] detectors, and in proton-lead (pPb) collisions at  $\sqrt{s_{NN}} = 8.16$  TeV with the ATLAS detector [25]. The ALICE Collaboration reported similar measurements in PbPb collisions at  $\sqrt{s_{NN}} = 2.76$  TeV [26] at a lower  $p_T$  range than that used in the CMS and ATLAS measurements. In the pPb and PbPb LHC measurements, it was found that the production of high- $p_T$  prompt photons is not significantly modified by the medium and is compatible with the pQCD calculations.

In this paper, measurements of the differential cross sections for isolated photons in pp and PbPb collisions, as well as the nuclear modification factors of isolated photons, are reported at  $\sqrt{s_{\text{NN}}} = 5.02$  TeV, using data taken in 2015 with the CMS detector. The measurements are performed over the photon transverse energy ( $E_{\text{T}}^{\gamma} \equiv p_{\text{T}}^{\gamma}c$ ) range of  $25 < E_{\text{T}}^{\gamma} < 200$  GeV for the photon pseudorapidity  $|\eta| < 1.44$ . This  $E_{\text{T}}^{\gamma}$  range corresponds to the kinematic region of  $0.01 < x_{\text{T}} < 0.08$ , where  $x_{\text{T}} = 2E_{\text{T}}^{\gamma}/\sqrt{s_{\text{NN}}}$ . Both shadowing and anti-shadowing effects are expected in this region. The measurements are compared with the pQCD next-to-leading order (NLO) calculations from JETPHOX [27] with free proton PDFs and nuclear PDFs (nPDFs). The present results can be used in a global fit analysis of nPDFs to constrain gluon parton densities in nuclei. In addition, the current measurements provide baselines to find any modification of initial parton states by the nuclear medium for jet events tagged by isolated photons. These data, which represent the first measurement of isolated photons for PbPb collisions at  $\sqrt{s_{\text{NN}}} = 5.02$  TeV, have a much higher statistical significance and a larger  $E_{\text{T}}^{\gamma}$  range than the previous measurement in PbPb collisions at  $\sqrt{s_{\text{NN}}} = 2.76$  TeV [23, 24].

## 2 The CMS detector

The central feature of the CMS detector system is a superconducting solenoid of 6 m internal diameter, providing a magnetic field of 3.8 T. Within the solenoid volume are silicon pixel and strip trackers, which measure the charged-particle trajectories within the range of  $|\eta| < 2.5$ , a lead tungstate crystal electromagnetic calorimeter (ECAL), and a brass and scintillator hadron calorimeter (HCAL). Each detector element consists of a barrel and two endcap sections. The barrel and endcap calorimeters provide  $|\eta|$  coverage out to 3.

The photon candidates used in this analysis are reconstructed using the energy deposited in the barrel region of the ECAL, which covers  $|\eta| < 1.442$ . In the barrel section of the ECAL, an energy resolution of about 1% is achieved for unconverted or late-converting photons that have energies in the range of tens of GeV. The remaining barrel photons have a resolution of about 1.3% up to  $|\eta| = 1$ , rising to about 2.5% at  $|\eta| = 1.4$  [28].

The hadron forward (HF) calorimeters extend the  $|\eta|$  coverage of the HCAL to  $|\eta| = 5.2$ . Each HF calorimeter consists of 432 readout towers, containing long and short quartz fibers running parallel to the beam. The long fibers run the entire depth of the HF calorimeter (165 cm, or approximately 10 interaction lengths), while the short fibers start at a depth of 22 cm from the front of the detector. By reading out the two sets of fibers separately, it is possible to distinguish showers generated by electrons and photons, which deposit a large fraction of their energy in the long-fiber calorimeter segment, from those generated by hadrons, which produce on average nearly equal signals in both calorimeter segments. In PbPb collisions, the HF calorimeters are used to determine the centrality of the collision, which is defined by the geometrical overlap of the two colliding Pb nuclei [29]. Muons are detected in gas-ionization chambers embedded in the steel flux-return yoke outside the solenoid.

Events of interest are selected using a two-tiered trigger system [30]. The first level (L1), composed of custom hardware processors, uses information from the calorimeters and muon detectors to select events at a rate of around 100 kHz within a time interval of less than  $4 \mu\text{s}$ . The second level, known as the high-level trigger (HLT), consists of a farm of processors running a version of the full event reconstruction software optimized for fast processing, and reduces the event rate to around 1 kHz before data storage.

A more detailed description of the CMS detector, together with a definition of the coordinate system used and the relevant kinematic variables, can be found in Ref. [31].

## 3 Analysis procedure

### 3.1 Monte Carlo simulation

Simulated Monte Carlo (MC) events samples of pp collisions are generated with PYTHIA 8.212 [32] using tune CUETP8M1 [33]. For PbPb collisions, PYTHIA events are embedded into events generated with HYDJET 1.8 [34], which is tuned to reproduce global event properties such as the charged-hadron  $p_T$  spectrum and particle multiplicity. The prompt photon, dijet, and  $Z \rightarrow e^+e^-$  events are used in corrections for detector effects and background rejection. The generated events are propagated through the full CMS detector using the GEANT4 simulation package [35]. The energy of photon candidates in simulations is smeared to account for the difference in photon energy resolution between data and simulations.

### 3.2 Event selection

Events with photons are selected from photon-dedicated triggers. Offline, several event selection criteria are used to remove non-hadronic events in pp and PbPb collisions. Events are required to contain at least one reconstructed vertex with at least two tracks within the vertex  $z$  position range of  $|z| < 15$  cm. This requirement removes noncollision background events such as beam-gas interactions or beam scraping events near the interaction point [5, 10]. Additionally, at least three detector elements with energies greater than 3 GeV in the HF on each side of the interaction point are required in PbPb events. This condition rejects most of the electromagnetic interactions from ultra-peripheral heavy ion collisions. In PbPb collisions, the cluster shapes of the silicon pixel detector are required to be compatible with the vertex position.

The event selection efficiency in PbPb collisions is  $(99 \pm 2)\%$ . This number can be above 100% because of remaining contamination from electromagnetic interactions in the selected event sample [36]. The efficiency-corrected  $N_{\text{MB}}$  for the 0–100% centrality range is  $2.72 \times 10^9$ , corresponding to a total integrated luminosity of  $404 \mu\text{b}^{-1}$ . The total integrated luminosity of the pp event sample is  $27.4 \text{ pb}^{-1}$  with an uncertainty of 2.3% [37].

In PbPb collisions, the event centrality is estimated by the measured fraction of the total inelastic hadronic cross section. The percentage starts from 0% for the most central collisions, with the smallest impact parameter and the largest nuclear overlap, and goes to 100% for the most peripheral collisions. Such peripheral collisions are the closest to a pp-like environment [29].

Results of this analysis are presented in four centrality intervals: 0–10% (most central), 10–30%, 30–50% and 50–100% (most peripheral). The  $T_{\text{AA}}$  values are determined from a Glauber model calculation [13], and their averages are listed in Table 1 for the four centrality bins. Uncertainties in  $T_{\text{AA}}$  are estimated by varying the Glauber model parameters [5].

Table 1: Average numbers of the nuclear overlap function ( $\langle T_{\text{AA}} \rangle$ ) and their uncertainties for various centrality ranges used in this analysis.

Centrality	$\langle T_{\text{AA}} \rangle [\text{mb}^{-1}]$
0–100%	$5.61^{+0.16}_{-0.19}$
0–10%	$23.22^{+0.43}_{-0.69}$
10–30%	$11.51^{+0.30}_{-0.39}$
30–50%	$3.82^{+0.21}_{-0.21}$
50–100%	$0.44^{+0.05}_{-0.03}$

### 3.3 Photon reconstruction and identification

Two different dedicated photon triggers are used in this analysis. For photons with  $E_T^\gamma > 40$  GeV, candidates are selected online by L1 triggers by requiring an ECAL transverse energy deposit larger than 21 (20) GeV in PbPb (pp) collisions. For photons with  $20 < E_T^\gamma < 40$  GeV, all MB events are used for L1 trigger selection in PbPb collisions, which requires a coincidence of signals above threshold in both sides of the HF calorimeters. Events with an ECAL transverse energy deposit larger than 5 GeV are selected by the L1 trigger in pp collisions. The preselected photons are reconstructed by the HLT using the “island” clustering algorithm in PbPb collisions, and the “hybrid” clustering algorithm in pp collisions [23, 28]. Events with at least one reconstructed photon of  $E_T^\gamma > 40$  (20) GeV are selected by the HLT for high- (low-)  $E_T^\gamma$  photons. The HLT selections of both triggers are found to be fully efficient for photons in PbPb events, while the HLT triggers for photons in pp events are inefficient up to 5 GeV above the thresholds of 40 (20) GeV for high- (low-)  $E_T^\gamma$  photons. Photons in pp collisions are reconstructed offline with the “Global Event Description (GED)” algorithm detailed in Ref. [28], while the “island” clustering algorithm is used in PbPb collisions, which is optimized for high-multiplicity PbPb events as described in Ref. [23].

In order to reject electrons in  $|\eta| < 1.442$  that are misidentified as photons, the photon candidates are discarded if the differences in  $\eta$  or azimuthal angle ( $\phi$ , in radians) between the photon candidate and any electron candidate track with  $p_T > 10$  GeV/ $c$  are less than 0.03. [23]. Anomalous signals caused by highly ionizing particles interacting directly with the silicon avalanche photodiodes in the ECAL barrel readout are removed using the prescription given in Ref. [23].

The energy of the reconstructed photons is corrected to account for the effects of the material in front of the ECAL and for the incomplete containment of the shower energy [28]. To account for underlying event (UE) contamination from soft collisions in PbPb data, corrections obtained from the simulation using PYTHIA and PYTHIA+HYDJET photon events are applied.

Only photon candidates with the ratio of HCAL over ECAL energies ( $H/E$ ) less than 0.1 inside a cone of radius  $\Delta R = \sqrt{(\Delta\eta)^2 + (\Delta\phi)^2} = 0.15$  around the photon candidate are selected to reject high- $p_T$  hadrons. The remaining background contributions from decay photons are suppressed by imposing the isolation requirement, resulting in a sample enriched in prompt photons. The generator-level isolation ( $I^{\text{gen}}$ ) is defined as the  $E_T^{\text{gen}}$  sum of all the other final-state particles, excluding neutrinos, in a cone of radius  $\Delta R = 0.4$  around the photon candidates. The isolation variable ( $I$ ) for a reconstructed photon is given by the sum of transverse energies in ECAL and HCAL and the transverse momenta of all tracks with  $p_T > 2$  GeV/ $c$  in trackers inside the cone of  $\Delta R = 0.4$  around the photon candidates. The UE is corrected when measuring  $I$  in PbPb data by subtracting the average value of the energy in a rectangular area with length of  $2\Delta R$  in the  $\eta$ -direction around a photon candidate and width of  $2\pi$  in the  $\phi$ -direction, while no UE correction is applied in pp data. An  $I$  value less than 1 GeV is required for reconstructed photon candidates, which corresponds to an  $I^{\text{gen}}$  value less than 5 GeV for generated photons. This tightened criterion of  $I < 1$  GeV compared to  $I^{\text{gen}} < 5$  GeV is optimized to minimize the impact of UE fluctuations from studying the correlations of  $I$  and  $I^{\text{gen}}$  in PYTHIA and PYTHIA+HYDJET samples. More detailed descriptions can be found in Ref. [23].

After applying  $H/E$  and isolation requirements, the dominant background photons come from the contribution from isolated neutral mesons, e.g.,  $\pi^0$ ,  $\eta$ , and  $\omega$ , decaying into two or three closely spaced photons and misidentified as a single isolated photon. This background can be significantly reduced by a requirement on the shower shape, which is a measure of how energy deposited in the ECAL is distributed in  $\phi$  and  $\eta$ . The electromagnetic shower shape variable  $\sigma_{\eta\eta}$  is defined as a modified second moment of the ECAL energy cluster distribution around its

mean  $\eta$  position [19, 38]:

$$\sigma_{\eta\eta}^2 = \frac{\sum_i^{5 \times 5} w_i (\eta_i - \eta_{5 \times 5})^2}{\sum_i^{5 \times 5} w_i}, \quad w_i = \max\left(0, 4.7 + \ln \frac{E_i}{E_{5 \times 5}}\right). \quad (2)$$

Here  $E_i$  and  $\eta_i$  are the energy deposit and  $\eta$  of the  $i$ th ECAL crystal within a  $5 \times 5$  crystal array centered around the electromagnetic cluster, and  $E_{5 \times 5}$  and  $\eta_{5 \times 5}$  are the total energy and mean  $\eta$  of the  $5 \times 5$  crystal matrix, respectively. Photon candidates are required to have  $\sigma_{\eta\eta}$  less than 0.01 since most decay photons have larger values of  $\sigma_{\eta\eta}$ . Thus, this cut further enriches the fraction of prompt photons in the sample.

### 3.4 Signal extraction

After the selection conditions are applied, the remaining backgrounds of decay photons from hadrons are estimated by using a two-component template fit of  $\sigma_{\eta\eta}$ . The signal template is obtained from simulations, and the background shape is obtained from the data in a nonisolated sideband region ( $1 < I < 5$  GeV). The sideband region is chosen to be close to the signal region in order to reduce bias from the correlation between  $\sigma_{\eta\eta}$  and  $I$ . The signal contamination in the sideband region is estimated by taking the signal shape from simulation and normalizing with the fraction between the signal and the sideband regions. The normalized signal shape is then subtracted from the background template. The purity, which is the fraction of prompt photons within the remaining candidates, is determined from the template fit. An example is shown in Figure 1 for the photons with  $40 < E_T^\gamma < 50$  GeV in the 10–30% centrality class. The purity decreases in more central collisions, reflecting an increase in background contributions. The raw signal yield ( $N_{\text{raw}}^\gamma$ ) is defined as the number of photon candidates passing all selection criteria. In order to correct for the remaining background,  $N_{\text{raw}}^\gamma$  is reduced by the purity factor obtained from the template fits.

### 3.5 Efficiency corrections

The efficiency to detect isolated photons using different reconstruction selection criteria is extracted from simulations as a function of  $E_T^\gamma$ . Figure 2 shows the signal efficiency obtained from PYTHIA+HYDJET and PYTHIA for 0–10% centrality PbPb and for pp collisions, respectively. The total efficiency is obtained by multiplying signal selection, trigger, and reconstruction efficiencies. The reconstruction efficiency is calculated from simulations as the ratio of reconstructed photon candidates by the reconstruction algorithms (“island” for PbPb and “GED” for pp collisions) to generated photons. The reconstruction efficiency is about 99.0 and 99.5% for pp and PbPb collisions, respectively, for all  $E_T^\gamma$  ranges, showing no centrality dependence. The trigger efficiency is obtained from the data. The scale factors (SF), the efficiency ratio of data to simulations, are estimated with  $Z \rightarrow e^+e^-$  events using the “tag-and-probe” method [28] by matching electrons to photon candidates. The SF are applied to the total efficiency to account for the efficiency difference between the data and simulation. The total efficiency is applied as a correction to the  $N_{\text{raw}}^\gamma$  values.

### 3.6 Unfolding

The photon signal yields corrected by efficiency and purity can be described as

$$N_{\text{corrected}}^\gamma = \frac{N_{\text{raw}}^\gamma P}{\epsilon}, \quad (3)$$

where  $\epsilon$  is the total efficiency, and  $P$  is the purity correction factor. The  $N_{\text{corrected}}^\gamma$  are unfolded for detector resolution. Response matrices are constructed from PYTHIA+HYDJET (PYTHIA) for

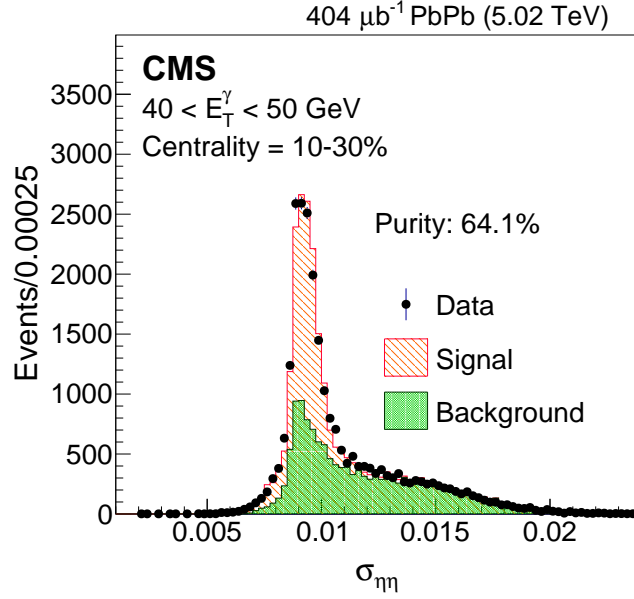


Figure 1: Template fit of the shower shape variable  $\sigma_{\eta\eta}$  for  $40 < E_T^\gamma < 50$  GeV in the 10–30% centrality class. The black points show the PbPb experimental data. The red histogram is the signal template obtained from PYTHIA+HYDJET simulations, and the green histogram is the background template estimated from the data for the nonisolated sideband region. Purity values are estimated in the range of  $\sigma_{\eta\eta} < 0.01$ .

PbPb (pp) data in different centrality bins. A matrix inversion method is used without regularization in the ROOUNFOLD software package [39]. The unfolded spectra ( $N_{\text{unfolded}}^\gamma$ ) are used in the cross section determination.

### 3.7 Systematic uncertainties

The systematic uncertainties are summarized in Table 2 for the cross section of isolated photons in pp and PbPb collisions, and in Table 3 for the nuclear modification factors of isolated photons. All systematic uncertainties are evaluated by varying the quantity relevant to each source and propagating the change to the final observables, and then taking the deviation from the nominal results. The total uncertainty is obtained as the quadratic sum of systematic uncertainties from the different sources. The systematic uncertainties from most of the sources partially cancel in the  $R_{AA}$  analysis because the systematic variations are applied to both pp and PbPb data.

One of the dominant sources of systematic uncertainty is the purity determination. The sideband definition used for producing the background template is changed to tight ( $1 < I < 3$  GeV) or loose ( $5 < I < 10$  GeV) nonisolated selection criteria to evaluate this uncertainty.

After the electron rejection process, there are still electrons which are misidentified as photons. The rejection rate is calculated from simulations, and the remaining number of misidentified electrons is subtracted from the  $N_{\text{raw}}^\gamma$  values as an additional correction for the systematic uncertainty of electron rejection. The difference between the nominal and subtracted  $N_{\text{raw}}^\gamma$  values are propagated to the final results and quoted as systematic uncertainty.

Pileup events have multiple interactions within a recorded event with corresponding multiple primary vertices. For PbPb collisions, the effect of pileup events on the photon spectra is negligible. The systematic uncertainty from the pileup contribution in pp collisions is estimated by



Table 2: Summary of the contributions from various sources to the estimated systematic uncertainties in the cross section of isolated photons in pp and PbPb collisions. When ranges are shown, they indicate the  $E_T^\gamma$ -dependent variations of the uncertainties.

Source	pp	PbPb centrality				
		0–100%	0–10%	10–30%	30–50%	50–100%
Purity	4–15%	5–15%	9–16%	11–14%	5–18%	5–17%
Electron rejection	<0.4%	1–3%	1–10%	1–5%	1–3%	0–7%
Pileup	0–11%	—	—	—	—	—
Energy scale	1–2%	3–8%	2–7%	2–10%	2–11%	1–12%
Energy resolution	<0.2%	1–3%	1–7%	1–9%	1–8%	2–6%
Unfolding	<0.2%	1–4%	0–9%	0–5%	0–3%	0–1%
Efficiency	1–2%	0–1%	0–4%	0–2%	0–1%	0–3%
Integrated luminosity	2.3%	—	—	—	—	—
$T_{AA}$	—	4%	3%	4%	6%	11%
Total	4–16%	6–18%	14–21%	12–18%	10–20%	10–21%

Table 3: Summary of the contributions from various sources to the estimated systematic uncertainties in the nuclear modification factors calculated from pp and PbPb data. When ranges are shown, they indicate the  $E_T^\gamma$ -dependent variations of the uncertainties.

Source	PbPb centrality				
	0–100%	0–10%	10–30%	30–50%	50–100%
Purity	6–9%	7–13%	3–12%	4–8%	2–7%
Electron rejection	1–2%	0–10%	1–6%	0–3%	0–7%
Pileup	0–10%	0–10%	0–10%	0–10%	0–10%
Energy scale	2–4%	3–6%	1–9%	2–7%	1–10%
Energy resolution	0–3%	1–7%	0–9%	1–8%	2–6%
Unfolding	1–4%	1–9%	1–5%	0–3%	0–1%
Efficiency	0–2%	0–5%	0–2%	0–1%	0–2%
Integrated luminosity	2.3%	2.3%	2.3%	2.3%	2.3%
$T_{AA}$	4%	3%	4%	6%	11%
Total	5–12%	10–17%	6–18%	7–15%	7–15%

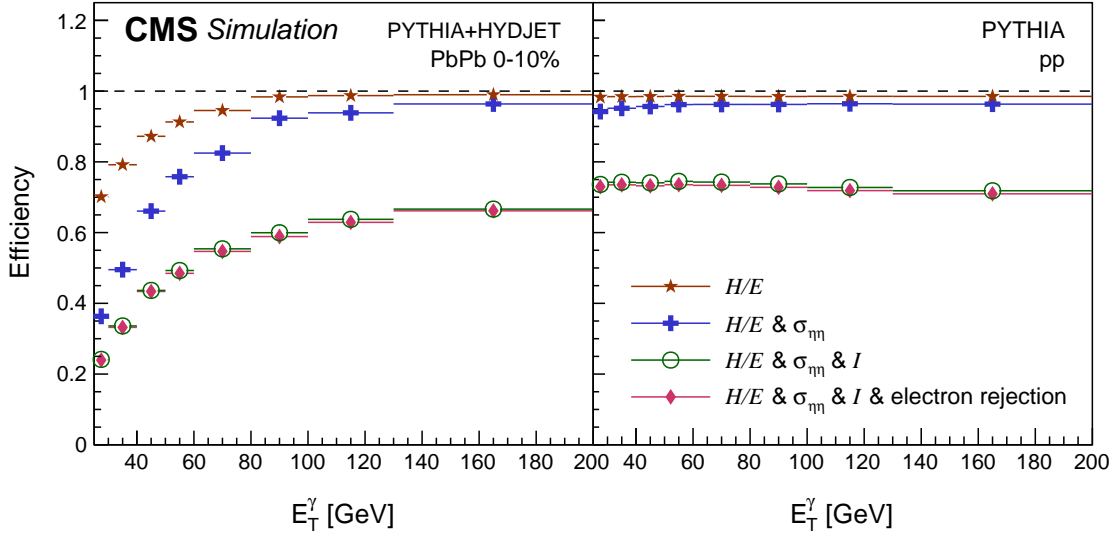


Figure 2: Efficiency of the isolated photon detection as a function of  $E_T^\gamma$  for PbPb collisions in the 0–10% centrality range (left) and for pp data (right). The different colors represent various selection criteria:  $H/E < 0.1$ ,  $\sigma_{\eta\eta} < 0.01$ ,  $I < 1$  GeV and electron rejection criterion.

counting  $N_{\text{raw}}^\gamma$  when the number of primary vertices in the events is one.

The mean and width of the invariant mass distribution of Z bosons, where decay electrons are reconstructed as photon candidates, are compared between data and simulation for the estimation of photon energy systematic uncertainties. The residual difference of the mean between data and simulation after the energy correction is considered as the systematic uncertainty due to the energy scale. The energy resolution uncertainty is estimated by additionally smearing photon candidates in simulation according to the resolution uncertainties of data and simulation.

The systematic uncertainty for unfolding, which comes from the finite size of the simulated sample, is considered when constructing the response matrix. A study based on pseudo-experiments is performed for each bin of the response matrix accounting for the statistical uncertainties of the full simulated sample. Another variation for the response matrix is performed because of its dependence on the shape of the MC spectrum inside the true bins. The photon spectra in PYTHIA+HYDJET (PYTHIA) are reweighted for the JETPHOX photon spectra. The maximum difference between the nominal and the varied response matrices is propagated to the final observables, and their differences to the nominal values are quoted as the systematic uncertainty for unfolding.

Variations of SF obtained from the tag-and-probe method are accounted for as a systematic uncertainty of efficiency in the final results. Photons are measured only with events passing the HLT trigger for low- $E_T^\gamma$  photons with a threshold of 20 GeV for the systematic uncertainty of the trigger efficiency. The maximum difference between the nominal and the varied efficiencies is propagated to the final observables, and their difference to the nominal values is quoted as the systematic uncertainty for efficiency.

## 4 Results

### 4.1 Differential cross section in pp and PbPb collisions

The  $E_T^\gamma$ -differential cross section scaled by the NN-equivalent integrated luminosity per AA collision is defined as

$$\frac{1}{\langle T_{AA} \rangle} \frac{1}{N_{MB}} \frac{d^2 N_{PbPb}^\gamma}{dE_T^\gamma d\eta} = \frac{N_{\text{unfolded}}^\gamma}{\langle T_{AA} \rangle N_{MB} \Delta E_T^\gamma \Delta \eta}. \quad (4)$$

For the pp data, the corrected yields are normalized by the integrated luminosity ( $\mathcal{L}_{pp}$ ) as

$$\frac{d^2 \sigma_{pp}^\gamma}{dE_T^\gamma d\eta} = \frac{N_{\text{unfolded}}^\gamma}{\mathcal{L}_{pp} \Delta E_T^\gamma \Delta \eta}. \quad (5)$$

Figures 3 and 4 show the  $E_T^\gamma$  differential isolated photon spectra in PbPb collisions for different centrality bins and in pp collisions. The data are compared to the NLO pQCD calculations with JETPHOX *v*1.3.1.4 for MB events. The CT14 [40] PDFs are used for pp data. The EPPS16 [41] nPDFs based on CT14 PDFs for the free-nucleon parton densities (EPPS16+CT14) and nCTEQ15 [42] nPDFs are used for PbPb data. In the calculations, the BFG set II [43] is used for the fragmentation function. The renormalization ( $\mu_R$ ), factorization ( $\mu_F$ ) and fragmentation ( $\mu_f$ ) scales are set to  $E_T^\gamma$ . Uncertainty in the JETPHOX predictions consists of two components. First, CT14 PDFs, EPPS16+CT14 nPDFs, and nCTEQ15 nPDFs are varied with their 56, 97, and 32 uncertainty sets, respectively. The Hessian PDF uncertainties are derived for 90% confidence level (CL) and scaled down to 68% CL [44]. Second, the renormalization, factorization, and fragmentation scales are varied up and down by a factor of two simultaneously. The envelope covered by these variations is assigned as the scale systematic uncertainty. As seen in the lower panels of Fig. 3 and 4, the data are consistent with the JETPHOX NLO predictions over the entire  $E_T^\gamma$  range in both pp and PbPb collisions, considering the quoted statistical and systematic uncertainties.

### 4.2 Nuclear modification factors

The nuclear modification factors are calculated by

$$R_{AA} = \frac{1}{\langle T_{AA} \rangle} \frac{1}{N_{MB}} \frac{d^2 N_{PbPb}^\gamma / dE_T^\gamma d\eta}{d^2 \sigma_{pp}^\gamma / dE_T^\gamma d\eta}. \quad (6)$$

Figure 5 shows  $R_{AA}$  as a function of the isolated photon  $E_T^\gamma$  in different centrality bins. The nuclear modification factors exhibit little or no modifications of isolated photons in all  $E_T^\gamma$  and centrality bins in PbPb collisions, considering the quoted statistical and systematic uncertainties. This indicates that the isolated photons are not modified by the strongly interacting medium produced in heavy ion collisions, which is in contrast to hadrons in PbPb collisions [5–7] (i.e.  $0.3 < R_{AA} < 0.9$  for charged hadrons [5] in the same  $p_T$  range).

The  $R_{AA}$  in the inclusive (0–100%) centrality bin is compared to the NLO JETPHOX calculations with 3 PDFs in Fig. 6 by taking the ratio of JETPHOX predictions for PbPb to that for pp: (EPPS16+CT14)/CT14, nCTEQ15/CT14, and CT14(PbPb)/CT14(pp). The CT14(PbPb)/CT14(pp) ratio shows the isospin effect which is caused by the different ratios of u and d quarks in pp and PbPb collisions. The JETPHOX scale uncertainties for  $R_{AA}$  are canceled in the ratio. The Hessian PDF uncertainties for  $R_{AA}$  are calculated for 68% CL. The  $R_{AA}$  measurements are consistent with the JETPHOX prediction within the quoted statistical and systematic uncertainties. The comparison of data and estimations is limited by the uncertainties, barring any firm conclusions for the moment.

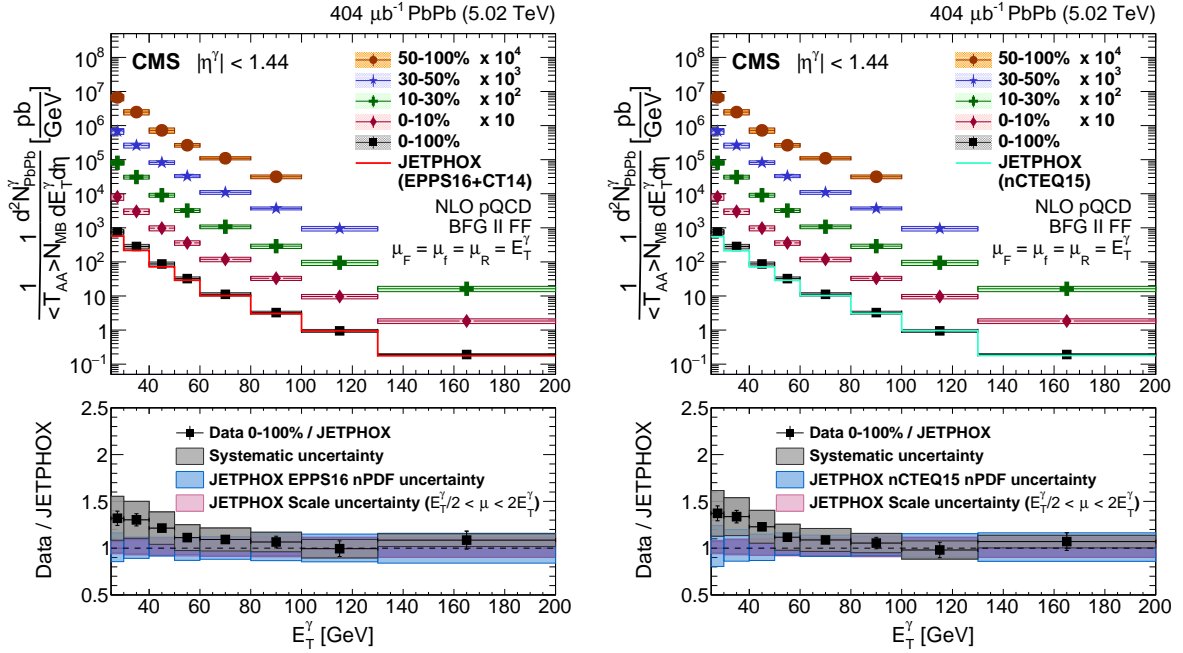


Figure 3: Isolated photon spectra (upper) measured as a function of  $E_T^\gamma$  for 0–10%, 10–30%, 30–50%, 50–100%, and 0–100% PbPb collisions (scaled by  $T_{AA}$ ) at 5.02 TeV. The spectra are scaled by the factors shown in the legend for clarity. The symbols are placed at the center of the bin. The vertical bars associated with symbols indicate the statistical uncertainties and the horizontal bars reflect the bin width. The statistical uncertainties are smaller than the symbols. The total systematic uncertainties are shown as boxes in each  $E_T^\gamma$  bin. The spectra in the 0–100% centrality bin are compared to the NLO JETPHOX calculations with EPPS16+CT14 nPDFs (left) and nCTEQ15 nPDFs (right). The ratio of the data in the 0–100% centrality class to JETPHOX is shown in the lower panels. The gray boxes indicate the total systematic uncertainties of the data. The blue and red hatched boxes correspond to the JETPHOX PDF and scale uncertainties, respectively.

## 5 Summary

The differential cross sections of photons isolated from nearby particles are reported at pseudorapidity  $|\eta^\gamma| < 1.44$  for transverse energy from 25 to 200 GeV in proton-proton (pp) and lead-lead (PbPb) collisions at a center-of-mass energy per nucleon pair  $\sqrt{s_{NN}} = 5.02$  TeV with the CMS detector. No significant modification of isolated photon cross sections in PbPb collisions with respect to scaled pp collisions is observed in the explored kinematic ranges at all collision centralities. Thus, isolated photons are not affected by the strongly interacting medium produced in heavy ion collisions, and they can be a valuable tool to access the initial  $p_T$  of the associated parton in photon+jet events.

The data are compared with the next-to-leading order perturbative quantum chromodynamics calculations using the generator JETPHOX with CT14 parton distribution functions (PDFs) for pp data and EPPS16 and nCTEQ15 nuclear PDFs for PbPb data. The predictions are found to be consistent with the cross sections for both pp and PbPb collisions. The current measurements significantly improve the precision compared to the previous CMS results at  $\sqrt{s_{NN}} = 2.76$  TeV and can be valuable inputs for global fits of nuclear PDFs.

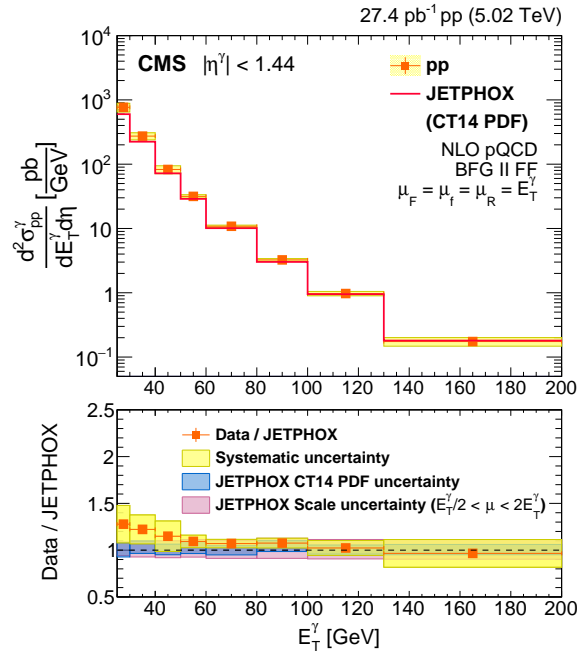


Figure 4: Isolated photon cross section (upper) measured as a function of  $E_T^\gamma$  in pp collisions at 5.02 TeV. The symbols are placed at the center of the bin. The vertical bars associated with symbols indicate the statistical uncertainties and the horizontal bars reflect the bin width. The statistical uncertainties are smaller than the symbols. The total systematic uncertainties are shown as boxes in each  $E_T^\gamma$  bin. The data are compared to the NLO JETPHOX calculations with CT14 PDFs. The ratio of the data to JETPHOX is shown in the lower panel. The yellow boxes indicate the total systematic uncertainties of the data. The blue and red hatched boxes correspond to JETPHOX PDF and scale uncertainties, respectively.

## Acknowledgments

We congratulate our colleagues in the CERN accelerator departments for the excellent performance of the LHC and thank the technical and administrative staffs at CERN and at other CMS institutes for their contributions to the success of the CMS effort. In addition, we gratefully acknowledge the computing centres and personnel of the Worldwide LHC Computing Grid for delivering so effectively the computing infrastructure essential to our analyses. Finally, we acknowledge the enduring support for the construction and operation of the LHC and the CMS detector provided by the following funding agencies: BMBWF and FWF (Austria); FNRS and FWO (Belgium); CNPq, CAPES, FAPERJ, FAPERGS, and FAPESP (Brazil); MES (Bulgaria); CERN; CAS, MoST, and NSFC (China); COLCIENCIAS (Colombia); MSES and CSF (Croatia); RPF (Cyprus); SENESCYT (Ecuador); MoER, ERC IUT, PUT and ERDF (Estonia); Academy of Finland, MEC, and HIP (Finland); CEA and CNRS/IN2P3 (France); BMBF, DFG, and HGF (Germany); GSRT (Greece); NKFI (Hungary); DAE and DST (India); IPM (Iran); SFI (Ireland); INFN (Italy); MSIP and NRF (Republic of Korea); MES (Latvia); LAS (Lithuania); MOE and UM (Malaysia); BUAP, CINVESTAV, CONACYT, LNS, SEP, and UASLP-FAI (Mexico); MOS (Montenegro); MBIE (New Zealand); PAEC (Pakistan); MSHE and NSC (Poland); FCT (Portugal); JINR (Dubna); MON, RosAtom, RAS, RFBR, and NRC KI (Russia); MESTD (Serbia); SEIDI, CPAN, PCTI, and FEDER (Spain); MOSTR (Sri Lanka); Swiss Funding Agencies (Switzerland); MST (Taipei); ThEPCenter, IPST, STAR, and NSTDA (Thailand); TUBITAK and TAEK (Turkey); NASU (Ukraine); STFC (United Kingdom); DOE and NSF (USA).

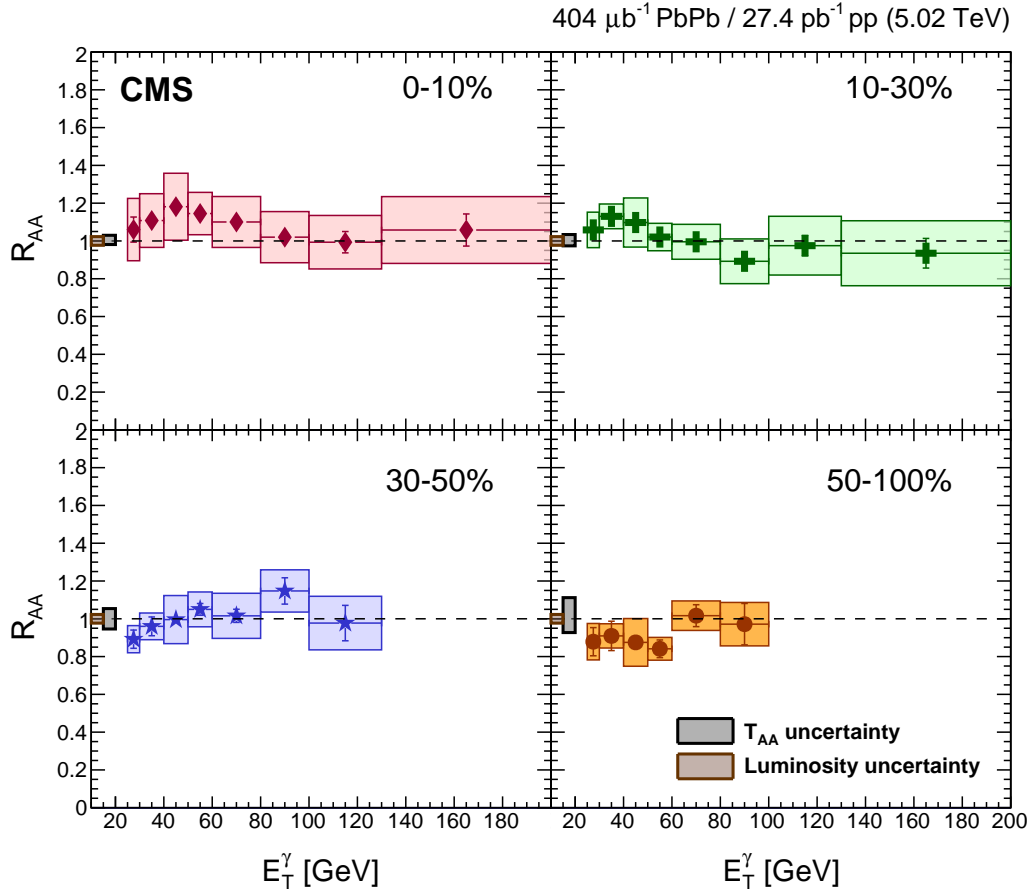


Figure 5: Nuclear modification factors  $R_{AA}$  as a function of the photon  $E_T^\gamma$  measured in the 0–10%, 10–30%, 30–50%, and 50–100% centrality ranges in PbPb. The symbols are placed at the center of the bin. The vertical bars associated with symbols indicate the statistical uncertainties and the horizontal bars reflect the bin width. The total systematic uncertainties without the  $T_{AA}$  uncertainty are shown as the colored boxes. The  $T_{AA}$  uncertainty, common to all points for a given centrality range, is indicated by the gray box centered at unity on the left side of each panel. The 2.3% integrated luminosity uncertainty for pp data is shown as the brown box at unity at the leftmost position.

Individuals have received support from the Marie-Curie programme and the European Research Council and Horizon 2020 Grant, contract Nos. 675440, 752730, and 765710 (European Union); the Leventis Foundation; the A.P. Sloan Foundation; the Alexander von Humboldt Foundation; the Belgian Federal Science Policy Office; the Fonds pour la Formation à la Recherche dans l’Industrie et dans l’Agriculture (FRRIA-Belgium); the Agentschap voor Innovatie door Wetenschap en Technologie (IWT-Belgium); the F.R.S.-FNRS and FWO (Belgium) under the “Excellence of Science – EOS” – be.h project n. 30820817; the Beijing Municipal Science & Technology Commission, No. Z191100007219010; the Ministry of Education, Youth and Sports (MEYS) of the Czech Republic; the Deutsche Forschungsgemeinschaft (DFG) under Germany’s Excellence Strategy – EXC 2121 “Quantum Universe” – 390833306; the Lendület (“Momentum”) Programme and the János Bolyai Research Scholarship of the Hungarian Academy of Sciences, the New National Excellence Program ÚNKP, the NKFI research grants 123842, 123959, 124845, 124850, 125105, 128713, 128786, and 129058 (Hungary); the Council of Science and Industrial Research, India; the HOMING PLUS programme of the Foundation for

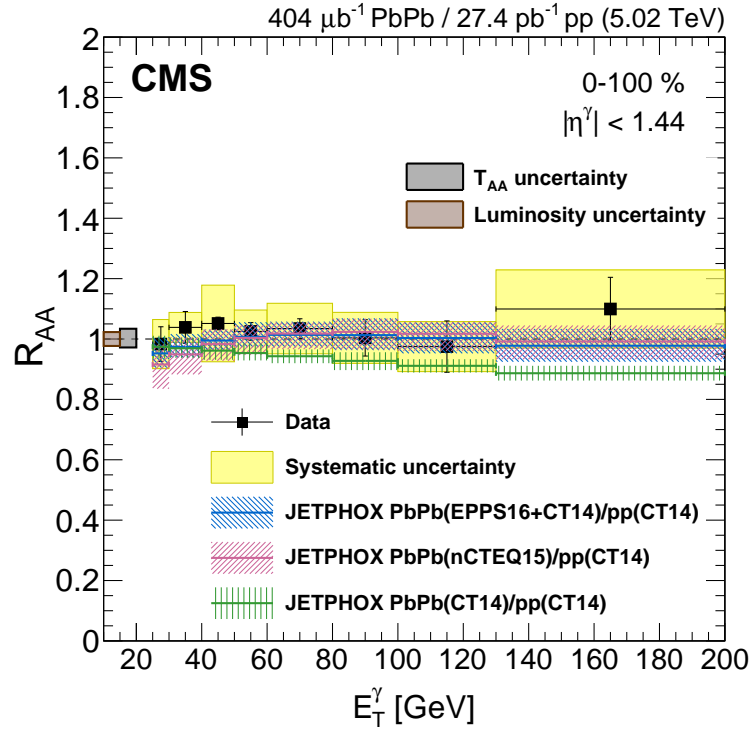


Figure 6: Nuclear modification factors  $R_{AA}$  as a function of the photon  $E_T^\gamma$  measured in the 0–100% centrality range in PbPb. The symbols are placed at the center of the bin. The vertical bars indicate the statistical uncertainties and the horizontal bars reflect the bin width. The total systematic uncertainties without the  $T_{AA}$  uncertainty are shown by the colored boxes. The 3.4%  $T_{AA}$  uncertainty, common to all points, is indicated by the gray box centered at unity on the left side of the panel. The luminosity uncertainty of the pp data is shown as the brown box at unity at the leftmost position. The three different NLO JETPHOX calculations of EPPS16+CT14 nPDFs, nCTEQ15 nPDFs, and CT14 PDFs for PbPb collisions are divided by the NLO JETPHOX calculations with CT14 PDFs for pp collisions, and compared to the data. The hatched boxes correspond to JETPHOX (n)PDF uncertainties.

Polish Science, cofinanced from European Union, Regional Development Fund, the Mobility Plus programme of the Ministry of Science and Higher Education, the National Science Center (Poland), contracts Harmonia 2014/14/M/ST2/00428, Opus 2014/13/B/ST2/02543, 2014/15/B/ST2/03998, and 2015/19/B/ST2/02861, Sonata-bis 2012/07/E/ST2/01406; the National Priorities Research Program by Qatar National Research Fund; the Ministry of Science and Education, grant no. 14.W03.31.0026 (Russia); the Tomsk Polytechnic University Competitiveness Enhancement Program and “Nauka” Project FSWW-2020-0008 (Russia); the Programa Estatal de Fomento de la Investigación Científica y Técnica de Excelencia María de Maeztu, grant MDM-2015-0509 and the Programa Severo Ochoa del Principado de Asturias; the Thalís and Aristeia programmes cofinanced by EU-ESF and the Greek NSRF; the Rachadapisek Sompot Fund for Postdoctoral Fellowship, Chulalongkorn University and the Chulalongkorn Academic into Its 2nd Century Project Advancement Project (Thailand); the Kavli Foundation; the Nvidia Corporation; the SuperMicro Corporation; the Welch Foundation, contract C-1845; and the Weston Havens Foundation (USA).

## References

- [1] F. Karsch and E. Laermann, “Thermodynamics and in medium hadron properties from lattice QCD”, (2003). [arXiv:hep-lat/0305025](#).
- [2] HotQCD Collaboration, “The chiral and deconfinement aspects of the QCD transition”, *Phys. Rev. D* **85** (2012) 054503, [doi:10.1103/PhysRevD.85.054503](#), [arXiv:1111.1710](#).
- [3] Wuppertal-Budapest Collaboration, “Is there still any  $T_c$  mystery in lattice QCD? Results with physical masses in the continuum limit III”, *JHEP* **09** (2010) 073, [doi:10.1007/JHEP09\(2010\)073](#), [arXiv:1005.3508](#).
- [4] W. Busza, K. Rajagopal, and W. van der Schee, “Heavy ion collisions: The big picture, and the big questions”, *Ann. Rev. Nucl. Part. Sci.* **68** (2018) 339, [doi:10.1146/annurev-nucl-101917-020852](#), [arXiv:1802.04801](#).
- [5] CMS Collaboration, “Charged-particle nuclear modification factors in PbPb and pPb collisions at  $\sqrt{s_{NN}} = 5.02$  TeV”, *JHEP* **04** (2017) 039, [doi:10.1007/JHEP04\(2017\)039](#), [arXiv:1611.01664](#).
- [6] CMS Collaboration, “Measurement of nuclear modification factors of  $Y(1S)$ ,  $Y(2S)$ , and  $Y(3S)$  mesons in PbPb collisions at  $\sqrt{s_{NN}} = 5.02$  TeV”, *Phys. Lett. B* **790** (2019) 270, [doi:10.1016/j.physletb.2019.01.006](#), [arXiv:1805.09215](#).
- [7] CMS Collaboration, “Measurement of prompt and nonprompt charmonium suppression in PbPb collisions at 5.02 TeV”, *Eur. Phys. J. C* **78** (2018) 509, [doi:10.1140/epjc/s10052-018-5950-6](#), [arXiv:1712.08959](#).
- [8] CMS Collaboration, “Jet shapes of isolated photon-tagged jets in Pb-Pb and pp collisions at  $\sqrt{s_{NN}} = 5.02$  TeV”, *Phys. Rev. Lett.* **122** (2019) 152001, [doi:10.1103/PhysRevLett.122.152001](#), [arXiv:1809.08602](#).
- [9] CMS Collaboration, “Observation of medium-induced modifications of jet fragmentation in Pb-Pb collisions at  $\sqrt{s_{NN}} = 5.02$  TeV using isolated photon-tagged jets”, *Phys. Rev. Lett.* **121** (2018) 242301, [doi:10.1103/PhysRevLett.121.242301](#), [arXiv:1801.04895](#).
- [10] CMS Collaboration, “Study of jet quenching with isolated-photon+jet correlations in PbPb and pp collisions at  $\sqrt{s_{NN}} = 5.02$  TeV”, *Phys. Lett. B* **785** (2018) 14, [doi:10.1016/j.physletb.2018.07.061](#), [arXiv:1711.09738](#).
- [11] ATLAS Collaboration, “Measurement of photon+jet transverse momentum correlations in 5.02 TeV Pb+Pb and pp collisions with ATLAS”, *Phys. Lett. B* **789** (2019) 167, [doi:10.1016/j.physletb.2018.12.023](#), [arXiv:1809.07280](#).
- [12] R. Ichou and D. d’Enterria, “Sensitivity of isolated photon production at TeV hadron colliders to the gluon distribution in the proton”, *Phys. Rev. D* **82** (2010) 014015, [doi:10.1103/PhysRevD.82.014015](#), [arXiv:1005.4529](#).
- [13] M. L. Miller, K. Reygers, S. J. Sanders, and P. Steinberg, “Glauber modeling in high energy nuclear collisions”, *Ann. Rev. Nucl. Part. Sci.* **57** (2007) 205, [doi:10.1146/annurev.nucl.57.090506.123020](#), [arXiv:nucl-ex/0701025](#).



- [14] D. de Florian and R. Sassot, “Nuclear parton distributions at next-to-leading order”, *Phys. Rev. D* **69** (2004) 074028, doi:10.1103/PhysRevD.69.074028, arXiv:hep-ph/0311227.
- [15] M. Hirai, S. Kumano, and T. H. Nagai, “Determination of nuclear parton distribution functions and their uncertainties in next-to-leading order”, *Phys. Rev. C* **76** (2007) 065207, doi:10.1103/PhysRevC.76.065207, arXiv:0709.3038.
- [16] F. Arleo, K. J. Eskola, H. Paukkunen, and C. A. Salgado, “Inclusive prompt photon production in nuclear collisions at RHIC and LHC”, *JHEP* **04** (2011) 055, doi:10.1007/JHEP04(2011)055, arXiv:1103.1471.
- [17] CMS Collaboration, “Measurement of differential cross sections for inclusive isolated-photon and photon+jets production in proton-proton collisions at  $\sqrt{s} = 13$  TeV”, *Eur. Phys. J. C* **79** (2019) 20, doi:10.1140/epjc/s10052-018-6482-9, arXiv:1807.00782.
- [18] CMS Collaboration, “Measurement of the differential cross section for isolated prompt photon production in pp collisions at 7 TeV”, *Phys. Rev. D* **84** (2011) 052011, doi:10.1103/PhysRevD.84.052011, arXiv:1108.2044.
- [19] CMS Collaboration, “Measurement of the isolated prompt photon production cross section in pp collisions at  $\sqrt{s} = 7$  TeV”, *Phys. Rev. Lett.* **106** (2011) 082001, doi:10.1103/PhysRevLett.106.082001, arXiv:1012.0799.
- [20] ATLAS Collaboration, “Measurement of the inclusive isolated prompt photon cross section in pp collisions at  $\sqrt{s} = 8$  TeV with the ATLAS detector”, *JHEP* **08** (2016) 005, doi:10.1007/JHEP08(2016)005, arXiv:1605.03495.
- [21] ATLAS Collaboration, “Measurement of the inclusive isolated prompt photons cross section in pp collisions at  $\sqrt{s} = 7$  TeV with the ATLAS detector using  $4.6 \text{ fb}^{-1}$ ”, *Phys. Rev. D* **89** (2014) 052004, doi:10.1103/PhysRevD.89.052004, arXiv:1311.1440.
- [22] ALICE Collaboration, “Measurement of the inclusive isolated photon production cross section in pp collisions at  $\sqrt{s} = 7$  TeV”, *Eur. Phys. J. C* **79** (2019) 896, doi:10.1140/epjc/s10052-019-7389-9, arXiv:1906.01371.
- [23] CMS Collaboration, “Measurement of isolated photon production in pp and PbPb collisions at  $\sqrt{s_{\text{NN}}} = 2.76$  TeV”, *Phys. Lett. B* **710** (2012) 256, doi:10.1016/j.physletb.2012.02.077, arXiv:1201.3093.
- [24] ATLAS Collaboration, “Centrality, rapidity and transverse momentum dependence of isolated prompt photon production in lead-lead collisions at  $\sqrt{s_{\text{NN}}} = 2.76$  TeV measured with the ATLAS detector”, *Phys. Rev. C* **93** (2016) 034914, doi:10.1103/PhysRevC.93.034914, arXiv:1506.08552.
- [25] ATLAS Collaboration, “Measurement of prompt photon production in  $\sqrt{s_{\text{NN}}} = 8.16$  TeV p+Pb collisions with ATLAS”, *Phys. Lett. B* **796** (2019) 230, doi:10.1016/j.physletb.2019.07.031, arXiv:1903.02209.
- [26] ALICE Collaboration, “Direct photon production in Pb-Pb collisions at  $\sqrt{s_{\text{NN}}} = 2.76$  TeV”, *Phys. Lett. B* **754** (2016) 235, doi:10.1016/j.physletb.2016.01.020, arXiv:1509.07324.

- 
- [27] P. Aurenche et al., “Recent critical study of photon production in hadronic collisions”, *Phys. Rev. D* **73** (2006) 094007, doi:10.1103/PhysRevD.73.094007, arXiv:hep-ph/0602133.
- [28] CMS Collaboration, “Performance of photon reconstruction and identification with the cms detector in proton-proton collisions at  $\sqrt{s} = 8$  TeV”, *JINST* **10** (2015) P08010, doi:10.1088/1748-0221/10/08/P08010, arXiv:1502.02702.
- [29] CMS Collaboration, “Observation and studies of jet quenching in PbPb collisions at  $\sqrt{s_{NN}} = 2.76$  TeV”, *Phys. Rev. C* **84** (2011) 024906, doi:10.1103/PhysRevC.84.024906, arXiv:1102.1957.
- [30] CMS Collaboration, “The CMS trigger system”, *JINST* **12** (2017) P01020, doi:10.1088/1748-0221/12/01/P01020, arXiv:1609.02366.
- [31] CMS Collaboration, “The CMS experiment at the CERN LHC”, *JINST* **3** (2008) S08004, doi:10.1088/1748-0221/3/08/S08004.
- [32] T. Sjöstrand et al., “An introduction to PYTHIA 8.2”, *Comput. Phys. Commun.* **191** (2015) 159, doi:10.1016/j.cpc.2015.01.024, arXiv:1410.3012.
- [33] CMS Collaboration, “Event generator tunes obtained from underlying event and multiparton scattering measurements”, *Eur. Phys. J. C* **76** (2016) 155, doi:10.1140/epjc/s10052-016-3988-x, arXiv:1512.00815.
- [34] I. P. Lokhtin and A. M. Snigirev, “A model of jet quenching in ultrarelativistic heavy ion collisions and high- $p_T$  hadron spectra at RHIC”, *Eur. Phys. J. C* **45** (2006) 211, doi:10.1140/epjc/s2005-02426-3, arXiv:hep-ph/0506189.
- [35] GEANT4 Collaboration, “GEANT4 — a simulation toolkit”, *Nucl. Instrum. Meth. A* **506** (2003) 250, doi:10.1016/S0168-9002(03)01368-8.
- [36] O. Djuvsland and J. Nystrand, “Single and double photonuclear excitations in Pb+Pb collisions at  $\sqrt{s_{NN}} = 2.76$  TeV at the CERN Large Hadron Collider”, *Phys. Rev. C* **83** (2011) 041901, doi:10.1103/PhysRevC.83.041901, arXiv:1011.4908.
- [37] CMS Collaboration, “CMS luminosity calibration for the pp reference run at  $\sqrt{s} = 5.02$  TeV”, CMS Physics Analysis Summary CMS-PAS-LUM-16-001, 2016.
- [38] T. C. Awes et al., “A simple method of shower localization and identification in laterally segmented calorimeters”, *Nucl. Instrum. Meth. A* **311** (1992) 130, doi:10.1016/0168-9002(92)90858-2.
- [39] T. Adye, “Unfolding algorithms and tests using RooUnfold”, *Proceedings, PHYSTAT 2011 Workshop on Statistical Issues Related to Discovery Claims in Search Experiments and Unfolding, CERN, Geneva, Switzerland 17-20 January 2011* (2011) p. 313, doi:10.5170/CERN-2011-006.313, arXiv:1105.1160.
- [40] S. Dulat et al., “New parton distribution functions from a global analysis of quantum chromodynamics”, *Phys. Rev. D* **93** (2016) 033006, doi:10.1103/PhysRevD.93.033006, arXiv:1506.07443.
- [41] K. J. Eskola, P. Paakkinen, H. Paukkunen, and C. A. Salgado, “EPPS16: Nuclear parton distributions with LHC data”, *Eur. Phys. J. C* **77** (2017) 163, doi:10.1140/epjc/s10052-017-4725-9, arXiv:1612.05741.

- 
- [42] A. K. K. Kovak et al., “nCTEQ15 - Global analysis of nuclear parton distributions with uncertainties in the CTEQ framework”, *Phys. Rev. D* **93** (2016) 085037, doi:10.1103/PhysRevD.93.085037, arXiv:1509.00792.
- [43] L. Bourhis, M. Fontannaz, and J. P. Guillet, “Quarks and gluon fragmentation functions into photons”, *Eur. Phys. J. C* **2** (1998) 529, doi:10.1007/s100520050158, arXiv:hep-ph/9704447.
- [44] A. Buckley et al., “LHAPDF6: parton density access in the LHC precision era”, *Eur. Phys. J. C* **75** (2015) 132, doi:10.1140/epjc/s10052-015-3318-8, arXiv:1412.7420.



## A The CMS Collaboration

### Yerevan Physics Institute, Yerevan, Armenia

A.M. Sirunyan<sup>†</sup>, A. Tumasyan

### Institut für Hochenergiephysik, Wien, Austria

W. Adam, F. Ambrogi, T. Bergauer, M. Dragicevic, J. Erö, A. Escalante Del Valle, M. Flechl, R. Frühwirth<sup>1</sup>, M. Jeitler<sup>1</sup>, N. Krammer, I. Krätschmer, D. Liko, T. Madlener, I. Mikulec, N. Rad, J. Schieck<sup>1</sup>, R. Schöfbeck, M. Spanring, W. Waltenberger, C.-E. Wulz<sup>1</sup>, M. Zarucki

### Institute for Nuclear Problems, Minsk, Belarus

V. Drugakov, V. Mossolov, J. Suarez Gonzalez

### Universiteit Antwerpen, Antwerpen, Belgium

M.R. Darwish, E.A. De Wolf, D. Di Croce, X. Janssen, T. Kello<sup>2</sup>, A. Lelek, M. Pieters, H. Rejeb Sfar, H. Van Haevermaet, P. Van Mechelen, S. Van Putte, N. Van Remortel

### Vrije Universiteit Brussel, Brussel, Belgium

F. Blekman, E.S. Bols, S.S. Chhibra, J. D'Hondt, J. De Clercq, D. Lontkovskyi, S. Lowette, I. Marchesini, S. Moortgat, Q. Python, S. Tavernier, W. Van Doninck, P. Van Mulders

### Université Libre de Bruxelles, Bruxelles, Belgium

D. Beghin, B. Bilin, B. Clerboux, G. De Lentdecker, H. Delannoy, B. Dorney, L. Favart, A. Grebenyuk, A.K. Kalsi, L. Moureaux, A. Popov, N. Postiau, E. Starling, L. Thomas, C. Vander Velde, P. Vanlaer, D. Vannerom

### Ghent University, Ghent, Belgium

T. Cornelis, D. Dobur, I. Khvastunov<sup>3</sup>, M. Niedziela, C. Roskas, K. Skovpen, M. Tytgat, W. Verbeke, B. Vermassen, M. Vit

### Université Catholique de Louvain, Louvain-la-Neuve, Belgium

G. Bruno, C. Caputo, P. David, C. Delaere, M. Delcourt, A. Giammanco, V. Lemaitre, J. Prisciandaro, A. Saggio, P. Vischia, J. Zobec

### Centro Brasileiro de Pesquisas Fisicas, Rio de Janeiro, Brazil

G.A. Alves, G. Correia Silva, C. Hensel, A. Moraes

### Universidade do Estado do Rio de Janeiro, Rio de Janeiro, Brazil

E. Belchior Batista Das Chagas, W. Carvalho, J. Chinellato<sup>4</sup>, E. Coelho, E.M. Da Costa, G.G. Da Silveira<sup>5</sup>, D. De Jesus Damiao, C. De Oliveira Martins, S. Fonseca De Souza, H. Malbouisson, J. Martins<sup>6</sup>, D. Matos Figueiredo, M. Medina Jaime<sup>7</sup>, M. Melo De Almeida, C. Mora Herrera, L. Mundim, H. Nogima, W.L. Prado Da Silva, P. Rebello Teles, L.J. Sanchez Rosas, A. Santoro, A. Sznajder, M. Thiel, E.J. Tonelli Manganote<sup>4</sup>, F. Torres Da Silva De Araujo, A. Vilela Pereira

### Universidade Estadual Paulista <sup>a</sup>, Universidade Federal do ABC <sup>b</sup>, São Paulo, Brazil

C.A. Bernardes<sup>a</sup>, L. Calligaris<sup>a</sup>, T.R. Fernandez Perez Tomei<sup>a</sup>, E.M. Gregores<sup>b</sup>, D.S. Lemos, P.G. Mercadante<sup>b</sup>, S.F. Novaes<sup>a</sup>, SandraS. Padula<sup>a</sup>

### Institute for Nuclear Research and Nuclear Energy, Bulgarian Academy of Sciences, Sofia, Bulgaria

A. Aleksandrov, G. Antchev, R. Hadjiiska, P. Iaydjiev, M. Misheva, M. Rodozov, M. Shopova, G. Sultanov

### University of Sofia, Sofia, Bulgaria

M. Bonchev, A. Dimitrov, T. Ivanov, L. Litov, B. Pavlov, P. Petkov, A. Petrov

**Beihang University, Beijing, China**W. Fang<sup>2</sup>, X. Gao<sup>2</sup>, L. Yuan**Department of Physics, Tsinghua University, Beijing, China**

M. Ahmad, Z. Hu, Y. Wang

**Institute of High Energy Physics, Beijing, China**G.M. Chen<sup>8</sup>, H.S. Chen<sup>8</sup>, M. Chen, C.H. Jiang, D. Leggat, H. Liao, Z. Liu, A. Spiezia, J. Tao, E. Yazgan, H. Zhang, S. Zhang<sup>8</sup>, J. Zhao**State Key Laboratory of Nuclear Physics and Technology, Peking University, Beijing, China**

A. Agapitos, Y. Ban, G. Chen, A. Levin, J. Li, L. Li, Q. Li, Y. Mao, S.J. Qian, D. Wang, Q. Wang

**Zhejiang University, Hangzhou, China**

M. Xiao

**Universidad de Los Andes, Bogota, Colombia**

C. Avila, A. Cabrera, C. Florez, C.F. González Hernández, M.A. Segura Delgado

**Universidad de Antioquia, Medellin, Colombia**

J. Mejia Guisao, J.D. Ruiz Alvarez, C.A. Salazar González, N. Vanegas Arbelaez

**University of Split, Faculty of Electrical Engineering, Mechanical Engineering and Naval Architecture, Split, Croatia**

D. Giljanović, N. Godinovic, D. Lelas, I. Puljak, T. Sculac

**University of Split, Faculty of Science, Split, Croatia**

Z. Antunovic, M. Kovac

**Institute Rudjer Boskovic, Zagreb, Croatia**V. Brigljevic, D. Ferencek, K. Kadija, D. Majumder, B. Mesic, M. Roguljic, A. Starodumov<sup>9</sup>, T. Susa**University of Cyprus, Nicosia, Cyprus**

M.W. Ather, A. Attikis, E. Erodotou, A. Ioannou, M. Kolosova, S. Konstantinou, G. Mavromanolakis, J. Mousa, C. Nicolaou, F. Ptochos, P.A. Razis, H. Rykaczewski, H. Saka, D. Tsiakkouri

**Charles University, Prague, Czech Republic**M. Finger<sup>10</sup>, M. Finger Jr.<sup>10</sup>, A. Kveton, J. Tomsa**Escuela Politecnica Nacional, Quito, Ecuador**

E. Ayala

**Universidad San Francisco de Quito, Quito, Ecuador**

E. Carrera Jarrin

**Academy of Scientific Research and Technology of the Arab Republic of Egypt, Egyptian Network of High Energy Physics, Cairo, Egypt**A. Mohamed<sup>11</sup>, E. Salama<sup>12,13</sup>**National Institute of Chemical Physics and Biophysics, Tallinn, Estonia**

S. Bhowmik, A. Carvalho Antunes De Oliveira, R.K. Dewanjee, K. Ehataht, M. Kadastik, M. Raidal, C. Veelken

**Department of Physics, University of Helsinki, Helsinki, Finland**

P. Eerola, L. Forthomme, H. Kirschenmann, K. Osterberg, M. Voutilainen

**Helsinki Institute of Physics, Helsinki, Finland**

E. Brücken, F. Garcia, J. Havukainen, J.K. Heikkilä, V. Karimäki, M.S. Kim, R. Kinnunen, T. Lampén, K. Lassila-Perini, S. Laurila, S. Lehti, T. Lindén, H. Siikonen, E. Tuominen, J. Tuominiemi

**Lappeenranta University of Technology, Lappeenranta, Finland**

P. Luukka, T. Tuuva

**IRFU, CEA, Université Paris-Saclay, Gif-sur-Yvette, France**

M. Besancon, F. Couderc, M. Dejardin, D. Denegri, B. Fabbro, J.L. Faure, F. Ferri, S. Ganjour, A. Givernaud, P. Gras, G. Hamel de Monchenault, P. Jarry, C. Leloup, B. Lenzi, E. Locci, J. Malcles, J. Rander, A. Rosowsky, M.Ö. Sahin, A. Savoy-Navarro<sup>14</sup>, M. Titov, G.B. Yu

**Laboratoire Leprince-Ringuet, CNRS/IN2P3, Ecole Polytechnique, Institut Polytechnique de Paris**

S. Ahuja, C. Amendola, F. Beaudette, M. Bonanomi, P. Busson, C. Charlot, B. Diab, G. Falmagne, R. Granier de Cassagnac, I. Kucher, A. Lobanov, C. Martin Perez, M. Nguyen, C. Ochando, P. Paganini, J. Rembser, R. Salerno, J.B. Sauvan, Y. Sirois, A. Zabi, A. Zghiche

**Université de Strasbourg, CNRS, IPHC UMR 7178, Strasbourg, France**

J.-L. Agram<sup>15</sup>, J. Andrea, D. Bloch, G. Bourgatte, J.-M. Brom, E.C. Chabert, C. Collard, E. Conte<sup>15</sup>, J.-C. Fontaine<sup>15</sup>, D. Gelé, U. Goerlach, C. Grimault, A.-C. Le Bihan, N. Tonon, P. Van Hove

**Centre de Calcul de l'Institut National de Physique Nucleaire et de Physique des Particules, CNRS/IN2P3, Villeurbanne, France**

S. Gadrat

**Université de Lyon, Université Claude Bernard Lyon 1, CNRS-IN2P3, Institut de Physique Nucléaire de Lyon, Villeurbanne, France**

S. Beauceron, C. Bernet, G. Boudoul, C. Camen, A. Carle, N. Chanon, R. Chierici, D. Contardo, P. Depasse, H. El Mamouni, J. Fay, S. Gascon, M. Gouzevitch, B. Ille, Sa. Jain, I.B. Laktineh, H. Lattaud, A. Lesauvage, M. Lethuillier, L. Mirabito, S. Perries, V. Sordini, L. Torterotot, G. Touquet, M. Vander Donckt, S. Viret

**Georgian Technical University, Tbilisi, Georgia**

T. Toriashvili<sup>16</sup>

**Tbilisi State University, Tbilisi, Georgia**

Z. Tsamalaidze<sup>10</sup>

**RWTH Aachen University, I. Physikalisches Institut, Aachen, Germany**

C. Autermann, L. Feld, K. Klein, M. Lipinski, D. Meuser, A. Pauls, M. Preuten, M.P. Rauch, J. Schulz, M. Teroerde

**RWTH Aachen University, III. Physikalisches Institut A, Aachen, Germany**

M. Erdmann, B. Fischer, S. Ghosh, T. Hebbeker, K. Hoepfner, H. Keller, L. Mastrolorenzo, M. Merschmeyer, A. Meyer, P. Millet, G. Mocellin, S. Mondal, S. Mukherjee, D. Noll, A. Novak, T. Pook, A. Pozdnyakov, T. Quast, M. Radziej, Y. Rath, H. Reithler, J. Roemer, A. Schmidt, S.C. Schuler, A. Sharma, S. Wiedenbeck, S. Zaleski

**RWTH Aachen University, III. Physikalisches Institut B, Aachen, Germany**

G. Flügge, W. Haj Ahmad<sup>17</sup>, O. Hlushchenko, T. Kress, T. Müller, A. Nowack, C. Pistone, O. Pooth, D. Roy, H. Sert, A. Stahl<sup>18</sup>

**Deutsches Elektronen-Synchrotron, Hamburg, Germany**

M. Aldaya Martin, P. Asmuss, I. Babounikau, H. Bakhshiansohi, K. Beernaert, O. Behnke, A. Bermúdez Martínez, A.A. Bin Anuar, K. Borrás<sup>19</sup>, V. Botta, A. Campbell, A. Cardini, P. Connor, S. Consuegra Rodríguez, C. Contreras-Campana, V. Danilov, A. De Wit, M.M. Defranchis, C. Diez Pardos, D. Domínguez Damiani, G. Eckerlin, D. Eckstein, T. Eichhorn, A. Elwood, E. Eren, L.I. Estevez Banos, E. Gallo<sup>20</sup>, A. Geiser, A. Grohsjean, M. Guthoff, M. Haranko, A. Harb, A. Jafari, N.Z. Jomhari, H. Jung, A. Kasem<sup>19</sup>, M. Kasemann, H. Kaveh, J. Keaveney, C. Kleinwort, J. Knolle, D. Krücker, W. Lange, T. Lenz, J. Lidrych, K. Lipka, W. Lohmann<sup>21</sup>, R. Mankel, I.-A. Melzer-Pellmann, A.B. Meyer, M. Meyer, M. Missiroli, J. Mnich, A. Mussgiller, V. Myronenko, D. Pérez Adán, S.K. Pflitsch, D. Pitzl, A. Raspereza, A. Saibel, M. Savitskyi, V. Scheurer, P. Schütze, C. Schwanenberger, R. Shevchenko, A. Singh, R.E. Sosa Ricardo, H. Tholen, O. Turkot, A. Vagnerini, M. Van De Klundert, R. Walsh, Y. Wen, K. Wichmann, C. Wissing, O. Zenaiev, R. Zlebcik

**University of Hamburg, Hamburg, Germany**

R. Aggleton, S. Bein, L. Benato, A. Benecke, T. Dreyer, A. Ebrahimi, F. Feindt, A. Fröhlich, C. Garbers, E. Garutti, D. Gonzalez, P. Gunnellini, J. Haller, A. Hinzmann, A. Karavdina, G. Kasieczka, R. Klanner, R. Kogler, N. Kovalchuk, S. Kurz, V. Kutzner, J. Lange, T. Lange, A. Malara, J. Multhaupt, C.E.N. Niemeyer, A. Reimers, O. Rieger, P. Schleper, S. Schumann, J. Schwandt, J. Sonneveld, H. Stadie, G. Steinbrück, B. Vormwald, I. Zoi

**Karlsruher Institut fuer Technologie, Karlsruhe, Germany**

M. Akbiyik, M. Baselga, S. Baur, T. Berger, E. Butz, R. Caspart, T. Chwalek, W. De Boer, A. Dierlamm, K. El Morabit, N. Faltermann, M. Giffels, A. Gottmann, F. Hartmann<sup>18</sup>, C. Heidecker, U. Husemann, M.A. Iqbal, S. Kudella, S. Maier, S. Mitra, M.U. Mozer, D. Müller, Th. Müller, M. Musich, A. Nürnberg, G. Quast, K. Rabbertz, D. Savoie, D. Schäfer, M. Schnepf, M. Schröder, I. Shvetsov, H.J. Simonis, R. Ulrich, M. Wassmer, M. Weber, C. Wöhrmann, R. Wolf, S. Wozniewski

**Institute of Nuclear and Particle Physics (INPP), NCSR Demokritos, Aghia Paraskevi, Greece**

G. Anagnostou, P. Asenov, G. Daskalakis, T. Geralis, A. Kyriakis, D. Loukas, G. Paspalaki, A. Stakia

**National and Kapodistrian University of Athens, Athens, Greece**

M. Diamantopoulou, G. Karathanasis, P. Kontaxakis, A. Manousakis-katsikakis, A. Panagiotou, I. Papavergou, N. Saoulidou, K. Theofilatos, K. Vellidis, E. Vourliotis

**National Technical University of Athens, Athens, Greece**

G. Bakas, K. Kousouris, I. Papakrivopoulos, G. Tsiapolitis, A. Zacharopoulou

**University of Ioánnina, Ioánnina, Greece**

I. Evangelou, C. Foudas, P. Giannelis, P. Katsoulis, P. Kokkas, S. Mallios, K. Manitará, N. Manthos, I. Papadopoulos, J. Strogas, F.A. Triantis, D. Tsitsonis

**MTA-ELTE Lendület CMS Particle and Nuclear Physics Group, Eötvös Loránd University, Budapest, Hungary**

M. Bartók<sup>22</sup>, R. Chudasama, M. Csanad, P. Major, K. Mandal, A. Mehta, G. Pasztor, O. Surányi, G.I. Veres

**Wigner Research Centre for Physics, Budapest, Hungary**

G. Bencze, C. Hajdu, D. Horvath<sup>23</sup>, F. Sikler, V. Veszpremi, G. Vesztergombi<sup>†</sup>



**Institute of Nuclear Research ATOMKI, Debrecen, Hungary**

N. Beni, S. Czellar, J. Karancsi<sup>22</sup>, J. Molnar, Z. Szillasi

**Institute of Physics, University of Debrecen, Debrecen, Hungary**

P. Raics, D. Teyssier, Z.L. Trocsanyi, B. Ujvari

**Eszterhazy Karoly University, Karoly Robert Campus, Gyongyos, Hungary**

T. Csorgo, W.J. Metzger, F. Nemes, T. Novak

**Indian Institute of Science (IISc), Bangalore, India**

S. Choudhury, J.R. Komaragiri, P.C. Tiwari

**National Institute of Science Education and Research, HBNI, Bhubaneswar, India**

S. Bahinipati<sup>25</sup>, C. Kar, G. Kole, P. Mal, V.K. Muraleedharan Nair Bindhu, A. Nayak<sup>26</sup>, D.K. Sahoo<sup>25</sup>, S.K. Swain

**Panjab University, Chandigarh, India**

S. Bansal, S.B. Beri, V. Bhatnagar, S. Chauhan, N. Dhingra<sup>27</sup>, R. Gupta, A. Kaur, M. Kaur, S. Kaur, P. Kumari, M. Lohan, M. Meena, K. Sandeep, S. Sharma, J.B. Singh, A.K. Viridi, G. Walia

**University of Delhi, Delhi, India**

A. Bhardwaj, B.C. Choudhary, R.B. Garg, M. Gola, S. Keshri, Ashok Kumar, M. Naimuddin, P. Priyanka, K. Ranjan, Aashaq Shah, R. Sharma

**Saha Institute of Nuclear Physics, HBNI, Kolkata, India**

R. Bhardwaj<sup>28</sup>, M. Bharti<sup>28</sup>, R. Bhattacharya, S. Bhattacharya, U. Bhawandeep<sup>28</sup>, D. Bhowmik, S. Dutta, S. Ghosh, B. Gomber<sup>29</sup>, M. Maity<sup>30</sup>, K. Mondal, S. Nandan, A. Purohit, P.K. Rout, G. Saha, S. Sarkar, M. Sharan, B. Singh<sup>28</sup>, S. Thakur<sup>28</sup>

**Indian Institute of Technology Madras, Madras, India**

P.K. Behera, S.C. Behera, P. Kalbhor, A. Muhammad, R. Pradhan, P.R. Pujahari, A. Sharma, A.K. Sikdar

**Bhabha Atomic Research Centre, Mumbai, India**

D. Dutta, V. Jha, D.K. Mishra, P.K. Netrakanti, L.M. Pant, P. Shukla

**Tata Institute of Fundamental Research-A, Mumbai, India**

T. Aziz, M.A. Bhat, S. Dugad, G.B. Mohanty, N. Sur, RavindraKumar Verma

**Tata Institute of Fundamental Research-B, Mumbai, India**

S. Banerjee, S. Bhattacharya, S. Chatterjee, P. Das, M. Guchait, S. Karmakar, S. Kumar, G. Majumdar, K. Mazumdar, N. Sahoo, S. Sawant

**Indian Institute of Science Education and Research (IISER), Pune, India**

S. Dube, B. Kansal, A. Kapoor, K. Kothekar, S. Pandey, A. Rane, A. Rastogi, S. Sharma

**Institute for Research in Fundamental Sciences (IPM), Tehran, Iran**

S. Chenarani, S.M. Etesami, M. Khakzad, M. Mohammadi Najafabadi, M. Naseri, F. Rezaei Hosseinabadi

**University College Dublin, Dublin, Ireland**

M. Felcini, M. Grunewald

**INFN Sezione di Bari <sup>a</sup>, Università di Bari <sup>b</sup>, Politecnico di Bari <sup>c</sup>, Bari, Italy**

M. Abbrescia<sup>a,b</sup>, R. Aly<sup>a,b,31</sup>, C. Calabria<sup>a,b</sup>, A. Colaleo<sup>a</sup>, D. Creanza<sup>a,c</sup>, L. Cristella<sup>a,b</sup>, N. De Filippis<sup>a,c</sup>, M. De Palma<sup>a,b</sup>, A. Di Florio<sup>a,b</sup>, W. Elmetenawee<sup>a,b</sup>, L. Fiore<sup>a</sup>, A. Gelmi<sup>a,b</sup>, G. Iaselli<sup>a,c</sup>, M. Ince<sup>a,b</sup>, S. Lezki<sup>a,b</sup>, G. Maggi<sup>a,c</sup>, M. Maggi<sup>a</sup>, J.A. Merlin<sup>a</sup>, G. Miniello<sup>a,b</sup>, S. My<sup>a,b</sup>,

S. Nuzzo<sup>a,b</sup>, A. Pompili<sup>a,b</sup>, G. Pugliese<sup>a,c</sup>, R. Radogna<sup>a</sup>, A. Ranieri<sup>a</sup>, G. Selvaggi<sup>a,b</sup>, L. Silvestris<sup>a</sup>, F.M. Simone<sup>a,b</sup>, R. Venditti<sup>a</sup>, P. Verwilligen<sup>a</sup>

**INFN Sezione di Bologna <sup>a</sup>, Università di Bologna <sup>b</sup>, Bologna, Italy**

G. Abbiendi<sup>a</sup>, C. Battilana<sup>a,b</sup>, D. Bonacorsi<sup>a,b</sup>, L. Borgonovi<sup>a,b</sup>, S. Braibant-Giacomelli<sup>a,b</sup>, R. Campanini<sup>a,b</sup>, P. Capiluppi<sup>a,b</sup>, A. Castro<sup>a,b</sup>, F.R. Cavallo<sup>a</sup>, C. Ciocca<sup>a</sup>, G. Codispoti<sup>a,b</sup>, M. Cuffiani<sup>a,b</sup>, G.M. Dallavalle<sup>a</sup>, F. Fabbri<sup>a</sup>, A. Fanfani<sup>a,b</sup>, E. Fontanesi<sup>a,b</sup>, P. Giacomelli<sup>a</sup>, C. Grandi<sup>a</sup>, L. Guiducci<sup>a,b</sup>, F. Iemmi<sup>a,b</sup>, S. Lo Meo<sup>a,32</sup>, S. Marcellini<sup>a</sup>, G. Masetti<sup>a</sup>, F.L. Navarria<sup>a,b</sup>, A. Perrotta<sup>a</sup>, F. Primavera<sup>a,b</sup>, A.M. Rossi<sup>a,b</sup>, T. Rovelli<sup>a,b</sup>, G.P. Siroli<sup>a,b</sup>, N. Tosi<sup>a</sup>

**INFN Sezione di Catania <sup>a</sup>, Università di Catania <sup>b</sup>, Catania, Italy**

S. Albergo<sup>a,b,33</sup>, S. Costa<sup>a,b</sup>, A. Di Mattia<sup>a</sup>, R. Potenza<sup>a,b</sup>, A. Tricomi<sup>a,b,33</sup>, C. Tuve<sup>a,b</sup>

**INFN Sezione di Firenze <sup>a</sup>, Università di Firenze <sup>b</sup>, Firenze, Italy**

G. Barbagli<sup>a</sup>, A. Cassese<sup>a</sup>, R. Ceccarelli<sup>a,b</sup>, V. Ciulli<sup>a,b</sup>, C. Civinini<sup>a</sup>, R. D'Alessandro<sup>a,b</sup>, F. Fiori<sup>a,c</sup>, E. Focardi<sup>a,b</sup>, G. Latino<sup>a,b</sup>, P. Lenzi<sup>a,b</sup>, M. Lizzo<sup>a,b</sup>, M. Meschini<sup>a</sup>, S. Paoletti<sup>a</sup>, R. Seidita<sup>a,b</sup>, G. Sguazzoni<sup>a</sup>, L. Viliani<sup>a</sup>

**INFN Laboratori Nazionali di Frascati, Frascati, Italy**

L. Benussi, S. Bianco, D. Piccolo

**INFN Sezione di Genova <sup>a</sup>, Università di Genova <sup>b</sup>, Genova, Italy**

M. Bozzo<sup>a,b</sup>, F. Ferro<sup>a</sup>, R. Mulargia<sup>a,b</sup>, E. Robutti<sup>a</sup>, S. Tosi<sup>a,b</sup>

**INFN Sezione di Milano-Bicocca <sup>a</sup>, Università di Milano-Bicocca <sup>b</sup>, Milano, Italy**

A. Benaglia<sup>a</sup>, A. Beschi<sup>a,b</sup>, F. Brivio<sup>a,b</sup>, V. Cirio<sup>a,b,18</sup>, M.E. Dinardo<sup>a,b</sup>, P. Dini<sup>a</sup>, S. Gennai<sup>a</sup>, A. Ghezzi<sup>a,b</sup>, P. Govoni<sup>a,b</sup>, L. Guzzi<sup>a,b</sup>, M. Malberti<sup>a</sup>, S. Malvezzi<sup>a</sup>, D. Menasce<sup>a</sup>, F. Monti<sup>a,b</sup>, L. Moroni<sup>a</sup>, M. Paganoni<sup>a,b</sup>, D. Pedrini<sup>a</sup>, S. Ragazzi<sup>a,b</sup>, T. Tabarelli de Fatis<sup>a,b</sup>, D. Valsecchi<sup>a,b,18</sup>, D. Zuolo<sup>a,b</sup>

**INFN Sezione di Napoli <sup>a</sup>, Università di Napoli 'Federico II' <sup>b</sup>, Napoli, Italy, Università della Basilicata <sup>c</sup>, Potenza, Italy, Università G. Marconi <sup>d</sup>, Roma, Italy**

S. Buontempo<sup>a</sup>, N. Cavallo<sup>a,c</sup>, A. De Iorio<sup>a,b</sup>, A. Di Crescenzo<sup>a,b</sup>, F. Fabozzi<sup>a,c</sup>, F. Fienga<sup>a</sup>, G. Galati<sup>a</sup>, A.O.M. Iorio<sup>a,b</sup>, L. Layer<sup>a,b</sup>, L. Lista<sup>a,b</sup>, S. Meola<sup>a,d,18</sup>, P. Paolucci<sup>a,18</sup>, B. Rossi<sup>a</sup>, C. Sciacca<sup>a,b</sup>, E. Voevodina<sup>a,b</sup>

**INFN Sezione di Padova <sup>a</sup>, Università di Padova <sup>b</sup>, Padova, Italy, Università di Trento <sup>c</sup>, Trento, Italy**

P. Azzi<sup>a</sup>, N. Bacchetta<sup>a</sup>, D. Bisello<sup>a,b</sup>, A. Boletti<sup>a,b</sup>, A. Bragagnolo<sup>a,b</sup>, R. Carlin<sup>a,b</sup>, P. Checchia<sup>a</sup>, P. De Castro Manzano<sup>a</sup>, T. Dorigo<sup>a</sup>, U. Dosselli<sup>a</sup>, F. Gasparini<sup>a,b</sup>, U. Gasparini<sup>a,b</sup>, A. Gozzelino<sup>a</sup>, S.Y. Hoh<sup>a,b</sup>, M. Margoni<sup>a,b</sup>, A.T. Meneguzzo<sup>a,b</sup>, J. Pazzini<sup>a,b</sup>, M. Presilla<sup>b</sup>, P. Ronchese<sup>a,b</sup>, R. Rossin<sup>a,b</sup>, F. Simonetto<sup>a,b</sup>, A. Tiko<sup>a</sup>, M. Tosi<sup>a,b</sup>, M. Zanetti<sup>a,b</sup>, P. Zotto<sup>a,b</sup>, A. Zucchetta<sup>a,b</sup>, G. Zumerle<sup>a,b</sup>

**INFN Sezione di Pavia <sup>a</sup>, Università di Pavia <sup>b</sup>, Pavia, Italy**

A. Braghieri<sup>a</sup>, D. Fiorina<sup>a,b</sup>, P. Montagna<sup>a,b</sup>, S.P. Ratti<sup>a,b</sup>, V. Re<sup>a</sup>, M. Ressegotti<sup>a,b</sup>, C. Riccardi<sup>a,b</sup>, P. Salvini<sup>a</sup>, I. Vai<sup>a</sup>, P. Vitulo<sup>a,b</sup>

**INFN Sezione di Perugia <sup>a</sup>, Università di Perugia <sup>b</sup>, Perugia, Italy**

M. Biasini<sup>a,b</sup>, G.M. Bilei<sup>a</sup>, D. Ciangottini<sup>a,b</sup>, L. Fanò<sup>a,b</sup>, P. Lariccia<sup>a,b</sup>, R. Leonardi<sup>a,b</sup>, E. Manoni<sup>a</sup>, G. Mantovani<sup>a,b</sup>, V. Mariani<sup>a,b</sup>, M. Menichelli<sup>a</sup>, A. Rossi<sup>a,b</sup>, A. Santocchia<sup>a,b</sup>, D. Spiga<sup>a</sup>

**INFN Sezione di Pisa <sup>a</sup>, Università di Pisa <sup>b</sup>, Scuola Normale Superiore di Pisa <sup>c</sup>, Pisa, Italy**

K. Androsov<sup>a</sup>, P. Azzurri<sup>a</sup>, G. Bagliesi<sup>a</sup>, V. Bertacchi<sup>a,c</sup>, L. Bianchini<sup>a</sup>, T. Boccali<sup>a</sup>, R. Castaldi<sup>a</sup>, M.A. Ciocci<sup>a,b</sup>, R. Dell'Orso<sup>a</sup>, S. Donato<sup>a</sup>, L. Giannini<sup>a,c</sup>, A. Giassi<sup>a</sup>, M.T. Grippo<sup>a</sup>,

F. Ligabue<sup>a,c</sup>, E. Manca<sup>a,c</sup>, G. Mandorli<sup>a,c</sup>, A. Messineo<sup>a,b</sup>, F. Palla<sup>a</sup>, A. Rizzi<sup>a,b</sup>, G. Rolandi<sup>a,c</sup>, S. Roy Chowdhury<sup>a,c</sup>, A. Scribano<sup>a</sup>, P. Spagnolo<sup>a</sup>, R. Tenchini<sup>a</sup>, G. Tonelli<sup>a,b</sup>, N. Turini<sup>a</sup>, A. Venturi<sup>a</sup>, P.G. Verdini<sup>a</sup>

**INFN Sezione di Roma <sup>a</sup>, Sapienza Università di Roma <sup>b</sup>, Rome, Italy**

F. Cavallari<sup>a</sup>, M. Cipriani<sup>a,b</sup>, D. Del Re<sup>a,b</sup>, E. Di Marco<sup>a</sup>, M. Diemoz<sup>a</sup>, E. Longo<sup>a,b</sup>, P. Meridiani<sup>a</sup>, G. Organtini<sup>a,b</sup>, F. Pandolfi<sup>a</sup>, R. Paramatti<sup>a,b</sup>, C. Quaranta<sup>a,b</sup>, S. Rahatlou<sup>a,b</sup>, C. Rovelli<sup>a</sup>, F. Santanastasio<sup>a,b</sup>, L. Soffi<sup>a,b</sup>, R. Tramontano<sup>a,b</sup>

**INFN Sezione di Torino <sup>a</sup>, Università di Torino <sup>b</sup>, Torino, Italy, Università del Piemonte Orientale <sup>c</sup>, Novara, Italy**

N. Amapane<sup>a,b</sup>, R. Arcidiacono<sup>a,c</sup>, S. Argiro<sup>a,b</sup>, M. Arneodo<sup>a,c</sup>, N. Bartosik<sup>a</sup>, R. Bellan<sup>a,b</sup>, A. Bellora<sup>a,b</sup>, C. Biino<sup>a</sup>, A. Cappati<sup>a,b</sup>, N. Cartiglia<sup>a</sup>, S. Cometti<sup>a</sup>, M. Costa<sup>a,b</sup>, R. Covarelli<sup>a,b</sup>, N. Demaria<sup>a</sup>, J.R. González Fernández<sup>a</sup>, B. Kiani<sup>a,b</sup>, F. Legger<sup>a</sup>, C. Mariotti<sup>a</sup>, S. Maselli<sup>a</sup>, E. Migliore<sup>a,b</sup>, V. Monaco<sup>a,b</sup>, E. Monteil<sup>a,b</sup>, M. Monteno<sup>a</sup>, M.M. Obertino<sup>a,b</sup>, G. Ortona<sup>a</sup>, L. Pacher<sup>a,b</sup>, N. Pastrone<sup>a</sup>, M. Pelliccioni<sup>a</sup>, G.L. Pinna Angioni<sup>a,b</sup>, A. Romero<sup>a,b</sup>, M. Ruspa<sup>a,c</sup>, R. Salvatico<sup>a,b</sup>, V. Sola<sup>a</sup>, A. Solano<sup>a,b</sup>, D. Soldi<sup>a,b</sup>, A. Staiano<sup>a</sup>, D. Trocino<sup>a,b</sup>

**INFN Sezione di Trieste <sup>a</sup>, Università di Trieste <sup>b</sup>, Trieste, Italy**

S. Belforte<sup>a</sup>, V. Candelise<sup>a,b</sup>, M. Casarsa<sup>a</sup>, F. Cossutti<sup>a</sup>, A. Da Rold<sup>a,b</sup>, G. Della Ricca<sup>a,b</sup>, F. Vazzoler<sup>a,b</sup>, A. Zanetti<sup>a</sup>

**Kyungpook National University, Daegu, Korea**

B. Kim, D.H. Kim, G.N. Kim, J. Lee, S.W. Lee, C.S. Moon, Y.D. Oh, S.I. Pak, S. Sekmen, D.C. Son, Y.C. Yang

**Chonnam National University, Institute for Universe and Elementary Particles, Kwangju, Korea**

H. Kim, D.H. Moon

**Hanyang University, Seoul, Korea**

B. Francois, T.J. Kim, J. Park

**Korea University, Seoul, Korea**

S. Cho, S. Choi, Y. Go, S. Ha, B. Hong, K. Lee, K.S. Lee, J. Lim, J. Park, S.K. Park, Y. Roh, J. Yoo

**Kyung Hee University, Department of Physics**

J. Goh

**Sejong University, Seoul, Korea**

H.S. Kim

**Seoul National University, Seoul, Korea**

J. Almond, J.H. Bhyun, J. Choi, S. Jeon, J. Kim, J.S. Kim, H. Lee, K. Lee, S. Lee, K. Nam, M. Oh, S.B. Oh, B.C. Radburn-Smith, U.K. Yang, H.D. Yoo, I. Yoon

**University of Seoul, Seoul, Korea**

D. Jeon, J.H. Kim, J.S.H. Lee, I.C. Park, I.J. Watson

**Sungkyunkwan University, Suwon, Korea**

Y. Choi, C. Hwang, Y. Jeong, J. Lee, Y. Lee, I. Yu

**Riga Technical University, Riga, Latvia**

V. Veckalns<sup>34</sup>

**Vilnius University, Vilnius, Lithuania**

V. Dudenas, A. Juodagalvis, A. Rinkevicius, G. Tamulaitis, J. Vaitkus

**National Centre for Particle Physics, Universiti Malaya, Kuala Lumpur, Malaysia**

F. Mohamad Idris<sup>35</sup>, W.A.T. Wan Abdullah, M.N. Yusli, Z. Zolkapli

**Universidad de Sonora (UNISON), Hermosillo, Mexico**

J.F. Benitez, A. Castaneda Hernandez, J.A. Murillo Quijada, L. Valencia Palomo

**Centro de Investigacion y de Estudios Avanzados del IPN, Mexico City, Mexico**

H. Castilla-Valdez, E. De La Cruz-Burelo, I. Heredia-De La Cruz<sup>36</sup>, R. Lopez-Fernandez, A. Sanchez-Hernandez

**Universidad Iberoamericana, Mexico City, Mexico**

S. Carrillo Moreno, C. Oropeza Barrera, M. Ramirez-Garcia, F. Vazquez Valencia

**Benemerita Universidad Autonoma de Puebla, Puebla, Mexico**

J. Eysermans, I. Pedraza, H.A. Salazar Ibarquen, C. Uribe Estrada

**Universidad Autónoma de San Luis Potosí, San Luis Potosí, Mexico**

A. Morelos Pineda

**University of Montenegro, Podgorica, Montenegro**

J. Mijuskovic<sup>3</sup>, N. Raicevic

**University of Auckland, Auckland, New Zealand**

D. Krofcheck

**University of Canterbury, Christchurch, New Zealand**

S. Bheesette, P.H. Butler, P. Lujan

**National Centre for Physics, Quaid-I-Azam University, Islamabad, Pakistan**

A. Ahmad, M. Ahmad, M.I.M. Awan, Q. Hassan, H.R. Hoorani, W.A. Khan, M.A. Shah, M. Shoaib, M. Waqas

**AGH University of Science and Technology Faculty of Computer Science, Electronics and Telecommunications, Krakow, Poland**

V. Avati, L. Grzanka, M. Malawski

**National Centre for Nuclear Research, Swierk, Poland**

H. Bialkowska, M. Bluj, B. Boimska, M. Górski, M. Kazana, M. Szleper, P. Zalewski

**Institute of Experimental Physics, Faculty of Physics, University of Warsaw, Warsaw, Poland**

K. Bunkowski, A. Byszuk<sup>37</sup>, K. Doroba, A. Kalinowski, M. Konecki, J. Krolikowski, M. Olszewski, M. Walczak

**Laboratório de Instrumentação e Física Experimental de Partículas, Lisboa, Portugal**

M. Araujo, P. Bargassa, D. Bastos, A. Di Francesco, P. Faccioli, B. Galinhas, M. Gallinaro, J. Hollar, N. Leonardo, T. Niknejad, J. Seixas, K. Shchelina, G. Strong, O. Toldaiev, J. Varela

**Joint Institute for Nuclear Research, Dubna, Russia**

S. Afanasiev, A. Baginyan, Y. Ershov, I. Golutvin, I. Gorbunov, A. Kamenev, V. Karjavine, V. Korenkov, A. Lanev, A. Malakhov, V. Matveev<sup>38,39</sup>, P. Moisezenz, V. Palichik, V. Perelygin, S. Shmatov, S. Shulha, V. Smirnov, N. Voytishin, A. Zarubin, V. Zhiltsov

**Petersburg Nuclear Physics Institute, Gatchina (St. Petersburg), Russia**

L. Chtchipounov, V. Golovtsov, Y. Ivanov, V. Kim<sup>40</sup>, E. Kuznetsova<sup>41</sup>, P. Levchenko, V. Murzin, V. Oreshkin, I. Smirnov, D. Sosnov, V. Sulimov, L. Uvarov, A. Vorobyev

**Institute for Nuclear Research, Moscow, Russia**

Yu. Andreev, A. Dermenev, S. Gninenko, N. Golubev, A. Karneyeu, M. Kirsanov, N. Krasnikov, A. Pashenkov, D. Tlisov, A. Toropin

**Institute for Theoretical and Experimental Physics named by A.I. Alikhanov of NRC 'Kurchatov Institute', Moscow, Russia**

V. Epshteyn, V. Gavrilov, N. Lychkovskaya, A. Nikitenko<sup>42</sup>, V. Popov, I. Pozdnyakov, G. Safronov, A. Spiridonov, A. Stepenov, M. Toms, E. Vlasov, A. Zhokin

**Moscow Institute of Physics and Technology, Moscow, Russia**

T. Aushev

**National Research Nuclear University 'Moscow Engineering Physics Institute' (MEPhI), Moscow, Russia**

M. Chadeeva<sup>43</sup>, P. Parygin, D. Philippov, E. Popova, V. Rusinov

**P.N. Lebedev Physical Institute, Moscow, Russia**

V. Andreev, M. Azarkin, I. Dremin, M. Kirakosyan, A. Terkulov

**Skobeltsyn Institute of Nuclear Physics, Lomonosov Moscow State University, Moscow, Russia**

A. Belyaev, E. Boos, A. Ershov, A. Gribushin, A. Kaminskiy<sup>44</sup>, O. Kodolova, V. Korotkikh, I. Lokhtin, S. Obraztsov, S. Petrushanko, V. Savrin, A. Snigirev, I. Vardanyan

**Novosibirsk State University (NSU), Novosibirsk, Russia**

A. Barnyakov<sup>45</sup>, V. Blinov<sup>45</sup>, T. Dimova<sup>45</sup>, L. Kardapol'tsev<sup>45</sup>, Y. Skovpen<sup>45</sup>

**Institute for High Energy Physics of National Research Centre 'Kurchatov Institute', Protvino, Russia**

I. Azhgirey, I. Bayshev, S. Bitioukov, V. Kachanov, D. Konstantinov, P. Mandrik, V. Petrov, R. Ryutin, S. Slabospitskii, A. Sobol, S. Troshin, N. Tyurin, A. Uzunian, A. Volkov

**National Research Tomsk Polytechnic University, Tomsk, Russia**

A. Babaev, A. Iuzhakov, V. Okhotnikov

**Tomsk State University, Tomsk, Russia**

V. Borchsh, V. Ivanchenko, E. Tcherniaev

**University of Belgrade: Faculty of Physics and VINCA Institute of Nuclear Sciences**

P. Adzic<sup>46</sup>, P. Cirkovic, M. Dordevic, P. Milenovic, J. Milosevic, M. Stojanovic

**Centro de Investigaciones Energéticas Medioambientales y Tecnológicas (CIEMAT), Madrid, Spain**

M. Aguilar-Benitez, J. Alcaraz Maestre, A. Álvarez Fernández, I. Bachiller, M. Barrio Luna, Cristina F. Bedoya, J.A. Brochero Cifuentes, C.A. Carrillo Montoya, M. Cepeda, M. Cerrada, N. Colino, B. De La Cruz, A. Delgado Peris, J.P. Fernández Ramos, J. Flix, M.C. Fouz, O. Gonzalez Lopez, S. Goy Lopez, J.M. Hernandez, M.I. Josa, D. Moran, Á. Navarro Tobar, A. Pérez-Calero Yzquierdo, J. Puerta Pelayo, I. Redondo, L. Romero, S. Sánchez Navas, M.S. Soares, A. Triossi, C. Willmott

**Universidad Autónoma de Madrid, Madrid, Spain**

C. Albajar, J.F. de Trocóniz, R. Reyes-Almanza

**Universidad de Oviedo, Instituto Universitario de Ciencias y Tecnologías Espaciales de Asturias (ICTEA), Oviedo, Spain**

B. Alvarez Gonzalez, J. Cuevas, C. Erice, J. Fernandez Menendez, S. Folgueras, I. Gonzalez Caballero, E. Palencia Cortezon, C. Ramón Álvarez, V. Rodríguez Bouza, S. Sanchez Cruz

**Instituto de Física de Cantabria (IFCA), CSIC-Universidad de Cantabria, Santander, Spain**

I.J. Cabrillo, A. Calderon, B. Chazin Quero, J. Duarte Campderros, M. Fernandez, P.J. Fernández Manteca, A. García Alonso, G. Gomez, C. Martinez Rivero, P. Martinez Ruiz del Arbol, F. Matorras, J. Piedra Gomez, C. Prieels, F. Ricci-Tam, T. Rodrigo, A. Ruiz-Jimeno, L. Russo<sup>47</sup>, L. Scodellaro, I. Vila, J.M. Vizan Garcia

**University of Colombo, Colombo, Sri Lanka**

D.U.J. Sonnadara

**University of Ruhuna, Department of Physics, Matara, Sri Lanka**

W.G.D. Dharmaratna, N. Wickramage

**CERN, European Organization for Nuclear Research, Geneva, Switzerland**

T.K. Aarrestad, D. Abbaneo, B. Akgun, E. Auffray, G. Auzinger, J. Baechler, P. Baillon, A.H. Ball, D. Barney, J. Bendavid, M. Bianco, A. Bocci, P. Bortignon, E. Bossini, E. Brondolin, T. Camporesi, A. Caratelli, G. Cerminara, E. Chapon, G. Cucciati, D. d'Enterria, A. Dabrowski, N. Daci, V. Daponte, A. David, O. Davignon, A. De Roeck, M. Deile, R. Di Maria, M. Dobson, M. Dünser, N. Dupont, A. Elliott-Peisert, N. Emriskova, F. Fallavollita<sup>48</sup>, D. Fasanella, S. Fiorendi, G. Franzoni, J. Fulcher, W. Funk, S. Giani, D. Gigi, K. Gill, F. Glege, L. Gouskos, M. Gruchala, M. Guilbaud, D. Gulhan, J. Hegeman, C. Heidegger, Y. Iiyama, V. Innocente, T. James, P. Janot, O. Karacheban<sup>21</sup>, J. Kaspar, J. Kieseler, M. Krammer<sup>1</sup>, N. Kratochwil, C. Lange, P. Lecoq, K. Long, C. Lourenço, L. Malgeri, M. Mannelli, A. Massironi, F. Meijers, S. Mersi, E. Meschi, F. Moortgat, M. Mulders, J. Ngadiuba, J. Niedziela, S. Nourbakhsh, S. Orfanelli, L. Orsini, F. Pantaleo<sup>18</sup>, L. Pape, E. Perez, M. Peruzzi, A. Petrilli, G. Petrucciani, A. Pfeiffer, M. Pierini, F.M. Pitters, D. Rabaday, A. Racz, M. Rieger, M. Rovere, H. Sakulin, J. Salfeld-Nebgen, S. Scarfi, C. Schäfer, C. Schwick, M. Selvaggi, A. Sharma, P. Silva, W. Snoeys, P. Sphicas<sup>49</sup>, J. Steggemann, S. Summers, V.R. Tavolaro, D. Treille, A. Tsirou, G.P. Van Onsem, A. Vartak, M. Verzetti, K.A. Wozniak, W.D. Zeuner

**Paul Scherrer Institut, Villigen, Switzerland**

L. Caminada<sup>50</sup>, K. Deiters, W. Erdmann, R. Horisberger, Q. Ingram, H.C. Kaestli, D. Kotlinski, U. Langenegger, T. Rohe

**ETH Zurich - Institute for Particle Physics and Astrophysics (IPA), Zurich, Switzerland**

M. Backhaus, P. Berger, A. Calandri, N. Chernyavskaya, G. Dissertori, M. Dittmar, M. Donegà, C. Dorfer, T.A. Gómez Espinosa, C. Grab, D. Hits, W. Luster, R.A. Manzoni, M.T. Meinhard, F. Micheli, P. Musella, F. Nessi-Tedaldi, F. Pauss, V. Perovic, G. Perrin, L. Perrozzi, S. Pigazzini, M.G. Ratti, M. Reichmann, C. Reissel, T. Reitenspiess, B. Ristic, D. Ruini, D.A. Sanz Becerra, M. Schönenberger, L. Shchutska, M.L. Vesterbacka Olsson, R. Wallny, D.H. Zhu

**Universität Zürich, Zurich, Switzerland**

C. AMSLER<sup>51</sup>, C. Botta, D. Brzhechko, M.F. Canelli, A. De Cosa, R. Del Burgo, B. Kilminster, S. Leontsinis, V.M. Mikuni, I. Neutelings, G. Rauco, P. Robmann, K. Schweiger, Y. Takahashi, S. Wertz

**National Central University, Chung-Li, Taiwan**

C.M. Kuo, W. Lin, A. Roy, T. Sarkar<sup>30</sup>, S.S. Yu

**National Taiwan University (NTU), Taipei, Taiwan**

P. Chang, Y. Chao, K.F. Chen, P.H. Chen, W.-S. Hou, Y.y. Li, R.-S. Lu, E. Paganis, A. Psallidas, A. Steen

**Chulalongkorn University, Faculty of Science, Department of Physics, Bangkok, Thailand**

B. Asavapibhop, C. Asawatangtrakuldee, N. Srimanobhas, N. Suwonjandee

**Çukurova University, Physics Department, Science and Art Faculty, Adana, Turkey**

A. Bat, F. Boran, A. Celik<sup>52</sup>, S. Damarseckin<sup>53</sup>, Z.S. Demiroglu, F. Dolek, C. Dozen<sup>54</sup>, I. Dumanoglu<sup>55</sup>, G. Gokbulut, EmineGurpinar Guler<sup>56</sup>, Y. Guler, I. Hos<sup>57</sup>, C. Isik, E.E. Kangal<sup>58</sup>, O. Kara, A. Kayis Topaksu, U. Kiminsu, G. Onengut, K. Ozdemir<sup>59</sup>, A.E. Simsek, U.G. Tok, S. Turkcapar, I.S. Zorbakir, C. Zorbilmez

**Middle East Technical University, Physics Department, Ankara, Turkey**

B. Isildak<sup>60</sup>, G. Karapinar<sup>61</sup>, M. Yalvac<sup>62</sup>

**Bogazici University, Istanbul, Turkey**

I.O. Atakisi, E. Gülmez, M. Kaya<sup>63</sup>, O. Kaya<sup>64</sup>, Ö. Özçelik, S. Tekten<sup>65</sup>, E.A. Yetkin<sup>66</sup>

**Istanbul Technical University, Istanbul, Turkey**

A. Cakir, K. Cankocak<sup>55</sup>, Y. Komurcu, S. Sen<sup>67</sup>

**Istanbul University, Istanbul, Turkey**

S. Cerci<sup>68</sup>, B. Kaynak, S. Ozkorucuklu, D. Sunar Cerci<sup>68</sup>

**Institute for Scintillation Materials of National Academy of Science of Ukraine, Kharkov, Ukraine**

B. Grynyov

**National Scientific Center, Kharkov Institute of Physics and Technology, Kharkov, Ukraine**

L. Levchuk

**University of Bristol, Bristol, United Kingdom**

E. Bhal, S. Bologna, J.J. Brooke, D. Burns<sup>69</sup>, E. Clement, D. Cussans, H. Flacher, J. Goldstein, G.P. Heath, H.F. Heath, L. Kreczko, B. Krikler, S. Paramesvaran, T. Sakuma, S. Seif El Nasr-Storey, V.J. Smith, J. Taylor, A. Titterton

**Rutherford Appleton Laboratory, Didcot, United Kingdom**

K.W. Bell, A. Belyaev<sup>70</sup>, C. Brew, R.M. Brown, D.J.A. Cockerill, J.A. Coughlan, K. Harder, S. Harper, J. Linacre, K. Manolopoulos, D.M. Newbold, E. Olaiya, D. Petyt, T. Reis, T. Schuh, C.H. Shepherd-Themistocleous, A. Thea, I.R. Tomalin, T. Williams

**Imperial College, London, United Kingdom**

R. Bainbridge, P. Bloch, S. Bonomally, J. Borg, S. Breeze, O. Buchmuller, A. Bundock, GurpreetSingh CHAHAL<sup>71</sup>, D. Colling, P. Dauncey, G. Davies, M. Della Negra, P. Everaerts, G. Hall, G. Iles, M. Komm, J. Langford, L. Lyons, A.-M. Magnan, S. Malik, A. Martelli, V. Milosevic, A. Morton, J. Nash<sup>72</sup>, V. Palladino, M. Pesaresi, D.M. Raymond, A. Richards, A. Rose, E. Scott, C. Seez, A. Shtipliyski, M. Stoye, T. Strebler, A. Tapper, K. Uchida, T. Virdee<sup>18</sup>, N. Wardle, S.N. Webb, D. Winterbottom, A.G. Zecchinelli, S.C. Zenz

**Brunel University, Uxbridge, United Kingdom**

J.E. Cole, P.R. Hobson, A. Khan, P. Kyberd, C.K. Mackay, I.D. Reid, L. Teodorescu, S. Zahid

**Baylor University, Waco, USA**

A. Brinkerhoff, K. Call, B. Caraway, J. Dittmann, K. Hatakeyama, C. Madrid, B. McMaster, N. Pastika, C. Smith

**Catholic University of America, Washington, DC, USA**

R. Bartek, A. Dominguez, R. Uniyal, A.M. Vargas Hernandez

**The University of Alabama, Tuscaloosa, USA**

A. Buccilli, S.I. Cooper, S.V. Gleyzer, C. Henderson, P. Rumerio, C. West

**Boston University, Boston, USA**

A. Albert, D. Arcaro, Z. Demiragli, D. Gastler, C. Richardson, J. Rohlf, D. Sperka, D. Spitzbart, I. Suarez, L. Sulak, D. Zou

**Brown University, Providence, USA**

G. Benelli, B. Burkle, X. Coubez<sup>19</sup>, D. Cutts, Y.t. Duh, M. Hadley, U. Heintz, J.M. Hogan<sup>73</sup>, K.H.M. Kwok, E. Laird, G. Landsberg, K.T. Lau, J. Lee, M. Narain, S. Sagir<sup>74</sup>, R. Syarif, E. Usai, W.Y. Wong, D. Yu, W. Zhang

**University of California, Davis, Davis, USA**

R. Band, C. Brainerd, R. Breedon, M. Calderon De La Barca Sanchez, M. Chertok, J. Conway, R. Conway, P.T. Cox, R. Erbacher, C. Flores, G. Funk, F. Jensen, W. Ko<sup>†</sup>, O. Kukral, R. Lander, M. Mulhearn, D. Pellett, J. Pilot, M. Shi, D. Taylor, K. Tos, M. Tripathi, Z. Wang, F. Zhang

**University of California, Los Angeles, USA**

M. Bachtis, C. Bravo, R. Cousins, A. Dasgupta, A. Florent, J. Hauser, M. Ignatenko, N. Mccoll, W.A. Nash, S. Regnard, D. Saltzberg, C. Schnaible, B. Stone, V. Valuev

**University of California, Riverside, Riverside, USA**

K. Burt, Y. Chen, R. Clare, J.W. Gary, S.M.A. Ghiasi Shirazi, G. Hanson, G. Karapostoli, O.R. Long, N. Manganelli, M. Olmedo Negrete, M.I. Paneva, W. Si, S. Wimpenny, B.R. Yates, Y. Zhang

**University of California, San Diego, La Jolla, USA**

J.G. Branson, P. Chang, S. Cittolin, S. Cooperstein, N. Deelen, M. Derdzinski, J. Duarte, R. Gerosa, D. Gilbert, B. Hashemi, D. Klein, V. Krutelyov, J. Letts, M. Masciovecchio, S. May, S. Padhi, M. Pieri, V. Sharma, M. Tadel, F. Würthwein, A. Yagil, G. Zevi Della Porta

**University of California, Santa Barbara - Department of Physics, Santa Barbara, USA**

N. Amin, R. Bhandari, C. Campagnari, M. Citron, V. Dutta, J. Incandela, B. Marsh, H. Mei, A. Ovcharova, H. Qu, J. Richman, U. Sarica, D. Stuart, S. Wang

**California Institute of Technology, Pasadena, USA**

D. Anderson, A. Bornheim, O. Cerri, I. Dutta, J.M. Lawhorn, N. Lu, J. Mao, H.B. Newman, T.Q. Nguyen, J. Pata, M. Spiropulu, J.R. Vlimant, S. Xie, Z. Zhang, R.Y. Zhu

**Carnegie Mellon University, Pittsburgh, USA**

J. Alison, M.B. Andrews, T. Ferguson, T. Mudholkar, M. Paulini, M. Sun, I. Vorobiev, M. Weinberg

**University of Colorado Boulder, Boulder, USA**

J.P. Cumalat, W.T. Ford, E. MacDonald, T. Mulholland, R. Patel, A. Perloff, K. Stenson, K.A. Ulmer, S.R. Wagner

**Cornell University, Ithaca, USA**

J. Alexander, Y. Cheng, J. Chu, A. Datta, A. Frankenthal, K. Mcdermott, J.R. Patterson, D. Quach, A. Ryd, S.M. Tan, Z. Tao, J. Thom, P. Wittich, M. Zientek

**Fermi National Accelerator Laboratory, Batavia, USA**

S. Abdullin, M. Albrow, M. Alyari, G. Apollinari, A. Apresyan, A. Apyan, S. Banerjee,



L.A.T. Bauerdick, A. Beretvas, D. Berry, J. Berryhill, P.C. Bhat, K. Burkett, J.N. Butler, A. Canepa, G.B. Cerati, H.W.K. Cheung, F. Chlebana, M. Cremonesi, V.D. Elvira, J. Freeman, Z. Gece, E. Gottschalk, L. Gray, D. Green, S. Grünendahl, O. Gutsche, J. Hanlon, R.M. Harris, S. Hasegawa, R. Heller, J. Hirschauer, B. Jayatilaka, S. Jindariani, M. Johnson, U. Joshi, T. Klijnsma, B. Klima, M.J. Kortelainen, B. Kreis, S. Lammel, J. Lewis, D. Lincoln, R. Lipton, M. Liu, T. Liu, J. Lykken, K. Maeshima, J.M. Marraffino, D. Mason, P. McBride, P. Merkel, S. Mrenna, S. Nahn, V. O'Dell, V. Papadimitriou, K. Pedro, C. Pena<sup>75</sup>, F. Ravera, A. Reinsvold Hall, L. Ristori, B. Schneider, E. Sexton-Kennedy, N. Smith, A. Soha, W.J. Spalding, L. Spiegel, S. Stoynev, J. Strait, L. Taylor, S. Tkaczyk, N.V. Tran, L. Uplegger, E.W. Vaandering, R. Vidal, M. Wang, H.A. Weber, A. Woodard

#### **University of Florida, Gainesville, USA**

D. Acosta, P. Avery, D. Bourilkov, L. Cadamuro, V. Cherepanov, F. Errico, R.D. Field, D. Guerrero, B.M. Joshi, M. Kim, J. Konigsberg, A. Korytov, K.H. Lo, K. Matchev, N. Menendez, G. Mitselmakher, D. Rosenzweig, K. Shi, J. Wang, S. Wang, X. Zuo

#### **Florida International University, Miami, USA**

Y.R. Joshi

#### **Florida State University, Tallahassee, USA**

T. Adams, A. Askew, R. Habibullah, S. Hagopian, V. Hagopian, K.F. Johnson, R. Khurana, T. Kolberg, G. Martinez, T. Perry, H. Prosper, C. Schiber, R. Yohay, J. Zhang

#### **Florida Institute of Technology, Melbourne, USA**

M.M. Baarmand, M. Hohlmann, D. Noonan, M. Rahmani, M. Saunders, F. Yumiceva

#### **University of Illinois at Chicago (UIC), Chicago, USA**

M.R. Adams, L. Apanasevich, R.R. Betts, R. Cavanaugh, X. Chen, S. Dittmer, O. Evdokimov, C.E. Gerber, D.A. Hangal, D.J. Hofman, V. Kumar, C. Mills, G. Oh, T. Roy, M.B. Tonjes, N. Varelas, J. Viinikainen, H. Wang, X. Wang, Z. Wu

#### **The University of Iowa, Iowa City, USA**

M. Alhusseini, B. Bilki<sup>56</sup>, K. Dilsiz<sup>76</sup>, S. Durgut, R.P. Gandrajula, M. Haytmyradov, V. Khristenko, O.K. Köseyan, J.-P. Merlo, A. Mestvirishvili<sup>77</sup>, A. Moeller, J. Nachtman, H. Ogul<sup>78</sup>, Y. Onel, F. Ozok<sup>79</sup>, A. Penzo, C. Snyder, E. Tiras, J. Wetzel, K. Yi<sup>80</sup>

#### **Johns Hopkins University, Baltimore, USA**

B. Blumenfeld, A. Cocoros, N. Eminizer, A.V. Gritsan, W.T. Hung, S. Kyriacou, P. Maksimovic, C. Mantilla, J. Roskes, M. Swartz, T.Á. Vámi

#### **The University of Kansas, Lawrence, USA**

C. Baldenegro Barrera, P. Baringer, A. Bean, S. Boren, A. Bylinkin, T. Isidori, S. Khalil, J. King, G. Krintiras, A. Kropivnitskaya, C. Lindsey, W. Mcbrayer, N. Minafra, M. Murray, C. Rogan, C. Royon, S. Sanders, E. Schmitz, J.D. Tapia Takaki, Q. Wang, J. Williams, G. Wilson

#### **Kansas State University, Manhattan, USA**

S. Duric, A. Ivanov, K. Kaadze, D. Kim, Y. Maravin, D.R. Mendis, T. Mitchell, A. Modak, A. Mohammadi

#### **Lawrence Livermore National Laboratory, Livermore, USA**

F. Rebassoo, D. Wright

#### **University of Maryland, College Park, USA**

A. Baden, O. Baron, A. Belloni, S.C. Eno, Y. Feng, N.J. Hadley, S. Jabeen, G.Y. Jeng, R.G. Kellogg, A.C. Mignerey, S. Nabili, M. Seidel, A. Skuja, S.C. Tonwar, L. Wang, K. Wong

**Massachusetts Institute of Technology, Cambridge, USA**

D. Abercrombie, B. Allen, R. Bi, S. Brandt, W. Busza, I.A. Cali, M. D'Alfonso, G. Gomez Ceballos, M. Goncharov, P. Harris, D. Hsu, M. Hu, M. Klute, D. Kovalskyi, Y.-J. Lee, P.D. Luckey, B. Maier, A.C. Marini, C. McGinn, C. Mironov, S. Narayanan, X. Niu, C. Paus, D. Rankin, C. Roland, G. Roland, Z. Shi, G.S.F. Stephans, K. Sumorok, K. Tatar, D. Velicanu, J. Wang, T.W. Wang, B. Wyslouch

**University of Minnesota, Minneapolis, USA**

R.M. Chatterjee, A. Evans, S. Guts<sup>†</sup>, P. Hansen, J. Hiltbrand, Sh. Jain, Y. Kubota, Z. Lesko, J. Mans, M. Revering, R. Rusack, R. Saradhy, N. Schroeder, N. Strobbe, M.A. Wadud

**University of Mississippi, Oxford, USA**

J.G. Acosta, S. Oliveros

**University of Nebraska-Lincoln, Lincoln, USA**

K. Bloom, S. Chauhan, D.R. Claes, C. Fangmeier, L. Finco, F. Golf, R. Kamalieddin, I. Kravchenko, J.E. Siado, G.R. Snow<sup>†</sup>, B. Stieger, W. Tabb

**State University of New York at Buffalo, Buffalo, USA**

G. Agarwal, C. Harrington, I. Iashvili, A. Kharchilava, C. McLean, D. Nguyen, A. Parker, J. Pekkanen, S. Rappoccio, B. Roozbahani

**Northeastern University, Boston, USA**

G. Alverson, E. Barberis, C. Freer, Y. Haddad, A. Hortiangtham, G. Madigan, B. Marzocchi, D.M. Morse, V. Nguyen, T. Orimoto, L. Skinnari, A. Tishelman-Charny, T. Wamorkar, B. Wang, A. Wisecarver, D. Wood

**Northwestern University, Evanston, USA**

S. Bhattacharya, J. Bueghly, G. Fedi, A. Gilbert, T. Gunter, K.A. Hahn, N. Odell, M.H. Schmitt, K. Sung, M. Velasco

**University of Notre Dame, Notre Dame, USA**

R. Bucci, N. Dev, R. Goldouzian, M. Hildreth, K. Hurtado Anampa, C. Jessop, D.J. Karmgard, K. Lannon, W. Li, N. Loukas, N. Marinelli, I. Mcalister, F. Meng, Y. Musienko<sup>38</sup>, R. Ruchti, P. Siddireddy, G. Smith, S. Taroni, M. Wayne, A. Wightman, M. Wolf

**The Ohio State University, Columbus, USA**

J. Alimena, B. Bylsma, B. Cardwell, L.S. Durkin, B. Francis, C. Hill, W. Ji, A. Lefeld, T.Y. Ling, B.L. Winer

**Princeton University, Princeton, USA**

G. Dezoort, P. Elmer, J. Hardenbrook, N. Haubrich, S. Higginbotham, A. Kalogeropoulos, S. Kwan, D. Lange, M.T. Lucchini, J. Luo, D. Marlow, K. Mei, I. Ojalvo, J. Olsen, C. Palmer, P. Piroué, D. Stickland, C. Tully

**University of Puerto Rico, Mayaguez, USA**

S. Malik, S. Norberg

**Purdue University, West Lafayette, USA**

A. Barker, V.E. Barnes, R. Chawla, S. Das, L. Gutay, M. Jones, A.W. Jung, B. Mahakud, D.H. Miller, G. Negro, N. Neumeister, C.C. Peng, S. Piperov, H. Qiu, J.F. Schulte, N. Trevisani, F. Wang, R. Xiao, W. Xie

**Purdue University Northwest, Hammond, USA**

T. Cheng, J. Dolen, N. Parashar

**Rice University, Houston, USA**

A. Baty, U. Behrens, S. Dildick, K.M. Ecklund, S. Freed, F.J.M. Geurts, M. Kilpatrick, Arun Kumar, W. Li, B.P. Padley, R. Redjimi, J. Roberts, J. Rorie, W. Shi, A.G. Stahl Leitton, Z. Tu, A. Zhang

**University of Rochester, Rochester, USA**

A. Bodek, P. de Barbaro, R. Demina, J.L. Dulemba, C. Fallon, T. Ferbel, M. Galanti, A. Garcia-Bellido, O. Hindrichs, A. Khukhunaishvili, E. Ranken, R. Taus

**Rutgers, The State University of New Jersey, Piscataway, USA**

B. Chiarito, J.P. Chou, A. Gandrakota, Y. Gershtein, E. Halkiadakis, A. Hart, M. Heindl, E. Hughes, S. Kaplan, I. Laflotte, A. Lath, R. Montalvo, K. Nash, M. Osherson, S. Salur, S. Schnetzer, S. Somalwar, R. Stone, S. Thomas

**University of Tennessee, Knoxville, USA**

H. Acharya, A.G. Delannoy, S. Spanier

**Texas A&M University, College Station, USA**

O. Bouhali<sup>81</sup>, M. Dalchenko, A. Delgado, R. Eusebi, J. Gilmore, T. Huang, T. Kamon<sup>82</sup>, H. Kim, S. Luo, S. Malhotra, D. Marley, R. Mueller, D. Overton, L. Perniè, D. Rathjens, A. Safonov

**Texas Tech University, Lubbock, USA**

N. Akchurin, J. Damgov, F. De Guio, V. Hegde, S. Kunori, K. Lamichhane, S.W. Lee, T. Mengke, S. Muthumuni, T. Peltola, S. Undleeb, I. Volobouev, Z. Wang, A. Whitbeck

**Vanderbilt University, Nashville, USA**

S. Greene, A. Gurrola, R. Janjam, W. Johns, C. Maguire, A. Melo, H. Ni, K. Padeken, F. Romeo, P. Sheldon, S. Tuo, J. Velkovska, M. Verweij

**University of Virginia, Charlottesville, USA**

M.W. Arenton, P. Barria, B. Cox, G. Cummings, J. Hakala, R. Hirosky, M. Joyce, A. Ledovskoy, C. Neu, B. Tannenwald, Y. Wang, E. Wolfe, F. Xia

**Wayne State University, Detroit, USA**

R. Harr, P.E. Karchin, N. Poudyal, J. Sturdy, P. Thapa

**University of Wisconsin - Madison, Madison, WI, USA**

K. Black, T. Bose, J. Buchanan, C. Caillol, D. Carlsmith, S. Dasu, I. De Bruyn, L. Dodd, C. Galloni, H. He, M. Herndon, A. Hervé, U. Hussain, A. Lanaro, A. Loeliger, R. Loveless, J. Madhusudanan Sreekala, A. Mallampalli, D. Pinna, T. Ruggles, A. Savin, V. Sharma, W.H. Smith, D. Teague, S. Trembath-reichert

†: Deceased

1: Also at Vienna University of Technology, Vienna, Austria

2: Also at Université Libre de Bruxelles, Bruxelles, Belgium

3: Also at IRFU, CEA, Université Paris-Saclay, Gif-sur-Yvette, France

4: Also at Universidade Estadual de Campinas, Campinas, Brazil

5: Also at Federal University of Rio Grande do Sul, Porto Alegre, Brazil

6: Also at UFMS, Nova Andradina, Brazil

7: Also at Universidade Federal de Pelotas, Pelotas, Brazil

8: Also at University of Chinese Academy of Sciences, Beijing, China

9: Also at Institute for Theoretical and Experimental Physics named by A.I. Alikhanov of NRC 'Kurchatov Institute', Moscow, Russia

10: Also at Joint Institute for Nuclear Research, Dubna, Russia

- 11: Also at Zewail City of Science and Technology, Zewail, Egypt
- 12: Also at British University in Egypt, Cairo, Egypt
- 13: Now at Ain Shams University, Cairo, Egypt
- 14: Also at Purdue University, West Lafayette, USA
- 15: Also at Université de Haute Alsace, Mulhouse, France
- 16: Also at Tbilisi State University, Tbilisi, Georgia
- 17: Also at Erzincan Binali Yildirim University, Erzincan, Turkey
- 18: Also at CERN, European Organization for Nuclear Research, Geneva, Switzerland
- 19: Also at RWTH Aachen University, III. Physikalisches Institut A, Aachen, Germany
- 20: Also at University of Hamburg, Hamburg, Germany
- 21: Also at Brandenburg University of Technology, Cottbus, Germany
- 22: Also at Institute of Physics, University of Debrecen, Debrecen, Hungary, Debrecen, Hungary
- 23: Also at Institute of Nuclear Research ATOMKI, Debrecen, Hungary
- 24: Also at MTA-ELTE Lendület CMS Particle and Nuclear Physics Group, Eötvös Loránd University, Budapest, Hungary, Budapest, Hungary
- 25: Also at IIT Bhubaneswar, Bhubaneswar, India, Bhubaneswar, India
- 26: Also at Institute of Physics, Bhubaneswar, India
- 27: Also at G.H.G. Khalsa College, Punjab, India
- 28: Also at Shoolini University, Solan, India
- 29: Also at University of Hyderabad, Hyderabad, India
- 30: Also at University of Visva-Bharati, Santiniketan, India
- 31: Now at INFN Sezione di Bari <sup>a</sup>, Università di Bari <sup>b</sup>, Politecnico di Bari <sup>c</sup>, Bari, Italy
- 32: Also at Italian National Agency for New Technologies, Energy and Sustainable Economic Development, Bologna, Italy
- 33: Also at Centro Siciliano di Fisica Nucleare e di Struttura Della Materia, Catania, Italy
- 34: Also at Riga Technical University, Riga, Latvia, Riga, Latvia
- 35: Also at Malaysian Nuclear Agency, MOSTI, Kajang, Malaysia
- 36: Also at Consejo Nacional de Ciencia y Tecnología, Mexico City, Mexico
- 37: Also at Warsaw University of Technology, Institute of Electronic Systems, Warsaw, Poland
- 38: Also at Institute for Nuclear Research, Moscow, Russia
- 39: Now at National Research Nuclear University 'Moscow Engineering Physics Institute' (MEPhI), Moscow, Russia
- 40: Also at St. Petersburg State Polytechnical University, St. Petersburg, Russia
- 41: Also at University of Florida, Gainesville, USA
- 42: Also at Imperial College, London, United Kingdom
- 43: Also at P.N. Lebedev Physical Institute, Moscow, Russia
- 44: Also at INFN Sezione di Padova <sup>a</sup>, Università di Padova <sup>b</sup>, Padova, Italy, Università di Trento <sup>c</sup>, Trento, Italy, Padova, Italy
- 45: Also at Budker Institute of Nuclear Physics, Novosibirsk, Russia
- 46: Also at Faculty of Physics, University of Belgrade, Belgrade, Serbia
- 47: Also at Università degli Studi di Siena, Siena, Italy
- 48: Also at INFN Sezione di Pavia <sup>a</sup>, Università di Pavia <sup>b</sup>, Pavia, Italy, Pavia, Italy
- 49: Also at National and Kapodistrian University of Athens, Athens, Greece
- 50: Also at Universität Zürich, Zurich, Switzerland
- 51: Also at Stefan Meyer Institute for Subatomic Physics, Vienna, Austria, Vienna, Austria
- 52: Also at Burdur Mehmet Akif Ersoy University, BURDUR, Turkey
- 53: Also at Şırnak University, Sirnak, Turkey
- 54: Also at Department of Physics, Tsinghua University, Beijing, China, Beijing, China

- 
- 55: Also at Near East University, Research Center of Experimental Health Science, Nicosia, Turkey
- 56: Also at Beykent University, Istanbul, Turkey, Istanbul, Turkey
- 57: Also at Istanbul Aydin University, Application and Research Center for Advanced Studies (App. & Res. Cent. for Advanced Studies), Istanbul, Turkey
- 58: Also at Mersin University, Mersin, Turkey
- 59: Also at Piri Reis University, Istanbul, Turkey
- 60: Also at Ozyegin University, Istanbul, Turkey
- 61: Also at Izmir Institute of Technology, Izmir, Turkey
- 62: Also at Bozok Universitetesi Rektörlüğü, Yozgat, Turkey
- 63: Also at Marmara University, Istanbul, Turkey
- 64: Also at Milli Savunma University, Istanbul, Turkey
- 65: Also at Kafkas University, Kars, Turkey
- 66: Also at Istanbul Bilgi University, Istanbul, Turkey
- 67: Also at Hacettepe University, Ankara, Turkey
- 68: Also at Adiyaman University, Adiyaman, Turkey
- 69: Also at Vrije Universiteit Brussel, Brussel, Belgium
- 70: Also at School of Physics and Astronomy, University of Southampton, Southampton, United Kingdom
- 71: Also at IPPP Durham University, Durham, United Kingdom
- 72: Also at Monash University, Faculty of Science, Clayton, Australia
- 73: Also at Bethel University, St. Paul, Minneapolis, USA, St. Paul, USA
- 74: Also at Karamanoğlu Mehmetbey University, Karaman, Turkey
- 75: Also at California Institute of Technology, Pasadena, USA
- 76: Also at Bingol University, Bingol, Turkey
- 77: Also at Georgian Technical University, Tbilisi, Georgia
- 78: Also at Sinop University, Sinop, Turkey
- 79: Also at Mimar Sinan University, Istanbul, Istanbul, Turkey
- 80: Also at Nanjing Normal University Department of Physics, Nanjing, China
- 81: Also at Texas A&M University at Qatar, Doha, Qatar
- 82: Also at Kyungpook National University, Daegu, Korea, Daegu, Korea