

Nickel-Catalyzed Reductive Alkylation of Heteroaryl Imines

Raymond F. Turro[‡], Marco Brandstätter[‡] and Sarah E. Reisman^{*}

This paper is dedicated in memory of our colleague and friend Prof. Robert H. Grubbs.

[a] R. F. Turro[‡], M. Brandstätter[‡], Prof. S. E. Reisman
The Warren and Katharine Schlinger Laboratory for Chemistry and Chemical Engineering, Division of Chemistry and Chemical Engineering, California Institute of Technology, Pasadena, California 91125, United States
E-mail: reisman@caltech.edu
[‡] These authors contributed equally to this work.

Supporting information for this article is given via a link at the end of the document.

Abstract: A Ni-catalyzed reductive cross-coupling of heteroaryl imines with C(sp³) electrophiles for the preparation of heterobenzylic amines is reported. This umpolung-type alkylation proceeds under mild conditions, avoids the pre-generation of organometallic reagents, and exhibits good functional group tolerance. Mechanistic studies are consistent with the imine substrate acting as a redox-active ligand upon coordination to a low-valent Ni center. The resulting bis(2-imino)heterocycle·Ni complexes can engage in alkylation reactions with a variety of C(sp³) electrophiles, giving heterobenzylic amine products in good yields.

Benzylic amines are common substructures in a variety of natural products, agrochemicals, and pharmaceuticals.¹ In particular, heterobenzylic amines serve as important nitrogen-containing scaffolds in medicinal chemistry. Two representative examples are Gilead's Phase II/III HIV capsid inhibitor Lenacapavir² and Pfizer's commercial anticancer agent Glasdegib³ (Figure 1a). Due to broad interest in this structural motif, a variety of synthetic approaches to prepare benzylic amines have been developed. Of these methods, the 1,2-addition of organometallic reagents to imines is one of the most well-established;⁴ however, pre-generation of sensitive and reactive organometallic reagents and use of activated imine derivatives is typically required (Figure 1b). When simple *N*-alkylimines are employed, stoichiometric Lewis acid additives can be necessary to enhance the reactivity. Moreover, α -deprotonation of the imine substrate by the basic nucleophiles can be problematic.

In order to improve access to benzylic amines, chemists have explored complimentary single electron reactions of imines, including the 1,2-addition of organic radicals to imines^{5,6,7} and the reductive alkylation of imines via α -amino radicals.⁸ These reactions often exhibit improved functional group tolerance by avoiding the use of organometallic reagents; however, they typically require activated imine derivatives (e.g. sulfinyl imines, *N*-arylimines, oximes, hydrazones, or phosphoryl imines) to stabilize the resulting *N*-centered radicals or facilitate imine reduction. As part of our efforts to broaden the scope of electrophiles for cross-electrophile coupling, we became interested in a mechanistically distinct transition metal-catalyzed

reductive alkylation of heterocyclic imines^{9,10} that leverages the redox non-innocence of 2-iminoheterocycles as ligands on first-row transition metals. This strategy allows for the mild activation of imines for single electron alkylation and provides direct access to *N*-alkyl heterobenzylic amines. In this report, we describe the development of this method, which provides access to a variety of heterobenzylic *N*-alkylamines in good yields.

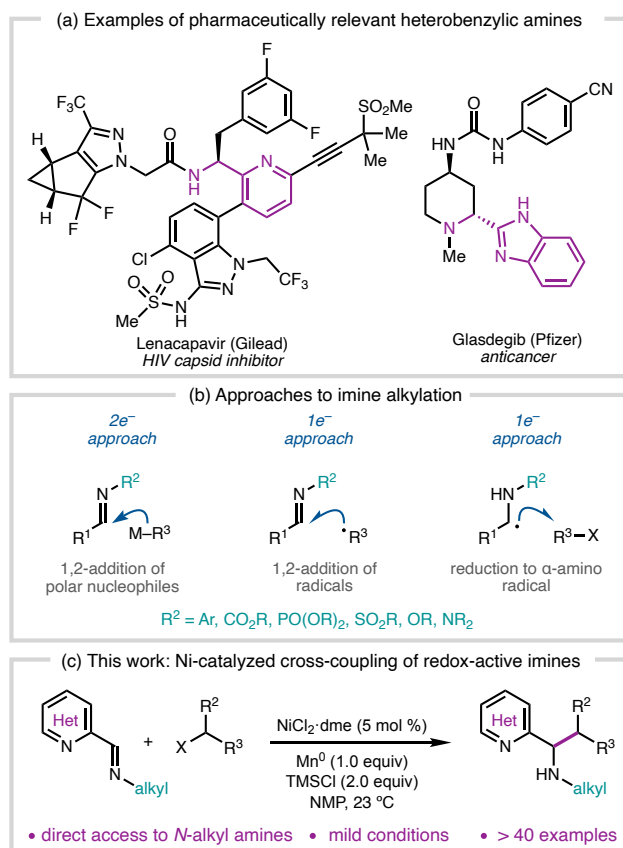


Figure 1. Context for development of Ni-catalyzed reductive imine alkylation.

Conjugated nitrogen ligands such as diiminopyridines, α -diimines, and bi- and terpyridines can be electronically non-innocent: their π -systems are able to accept one or two electrons when bound to first-row transition metals.¹¹ For example, spectroscopic, electrochemical, and computational investigations conducted by Wieghardt and coworkers demonstrated that low-valent Cr, Mn, Fe, Co, Ni, and Zn bis(2-imino)pyridine complexes possess ligand-centered radicals (Figure 2a).¹² Although the alkylation of ligand backbones has been observed previously,¹³ this reactivity has not been leveraged for a catalytic cross-coupling.

We hypothesized that these redox-active complexes could be considered persistent α -amino radicals, which might react with alkyl radicals to give metal-coordinated imine alkylation products (Figure 2b, I to II). This process could be rendered catalytic if 1) the alkylated product-metal complex II could activate a C(sp³) electrophile to generate an alkyl radical, 2) the product could be liberated from complex III by exchange with imine 1, and 3) the bis(2-iminoheterocycle)M^{II}X₂ complex IV could be reduced by a terminal reductant to regenerate the low-valent complex I. We envisioned that turnover might be facilitated by a Brønsted acid (H-X) or electrophilic reagent (E-X) able to sequester the anionic nitrogen of III.

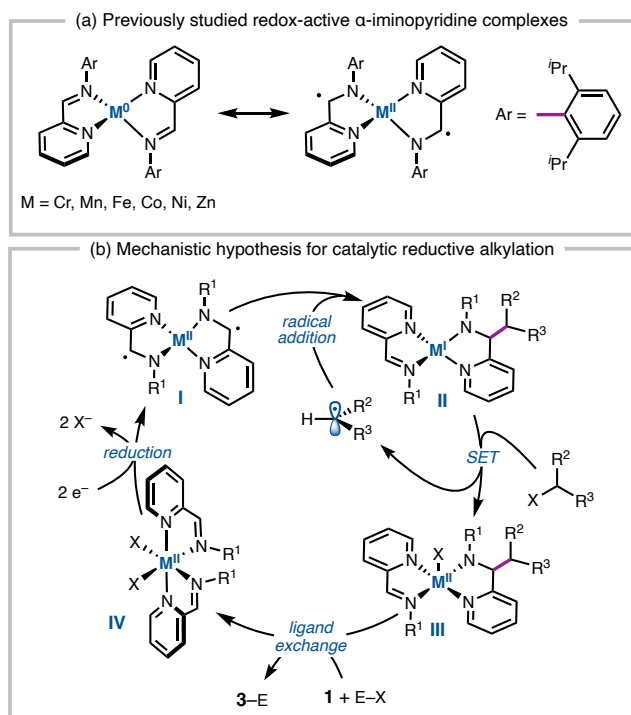


Figure 2. (a) Redox activity of bis(2-imino)pyridine transition metal complexes as candidates for catalysts. (b) Mechanistic framework for catalytic reaction design.

Our investigations commenced with the coupling between (*E*)-*N*-isopropyl-1-(pyridin-2-yl)methanimine (**1a**) and benzyl bromide (**2a**) in the presence of Mn⁰ as a stoichiometric reductant, NMP as the solvent, and TMSCl as an additive. Product **3a** was formed in varying yields for a series of metal dihalide salts (Table 1, entries 1–6). Of the metals evaluated, NiCl₂·dme was found to be optimal, providing **3a** in 87% yield (Table 1, entry 1). Interestingly, when TMSCl is used, the reaction proceeds in the absence of

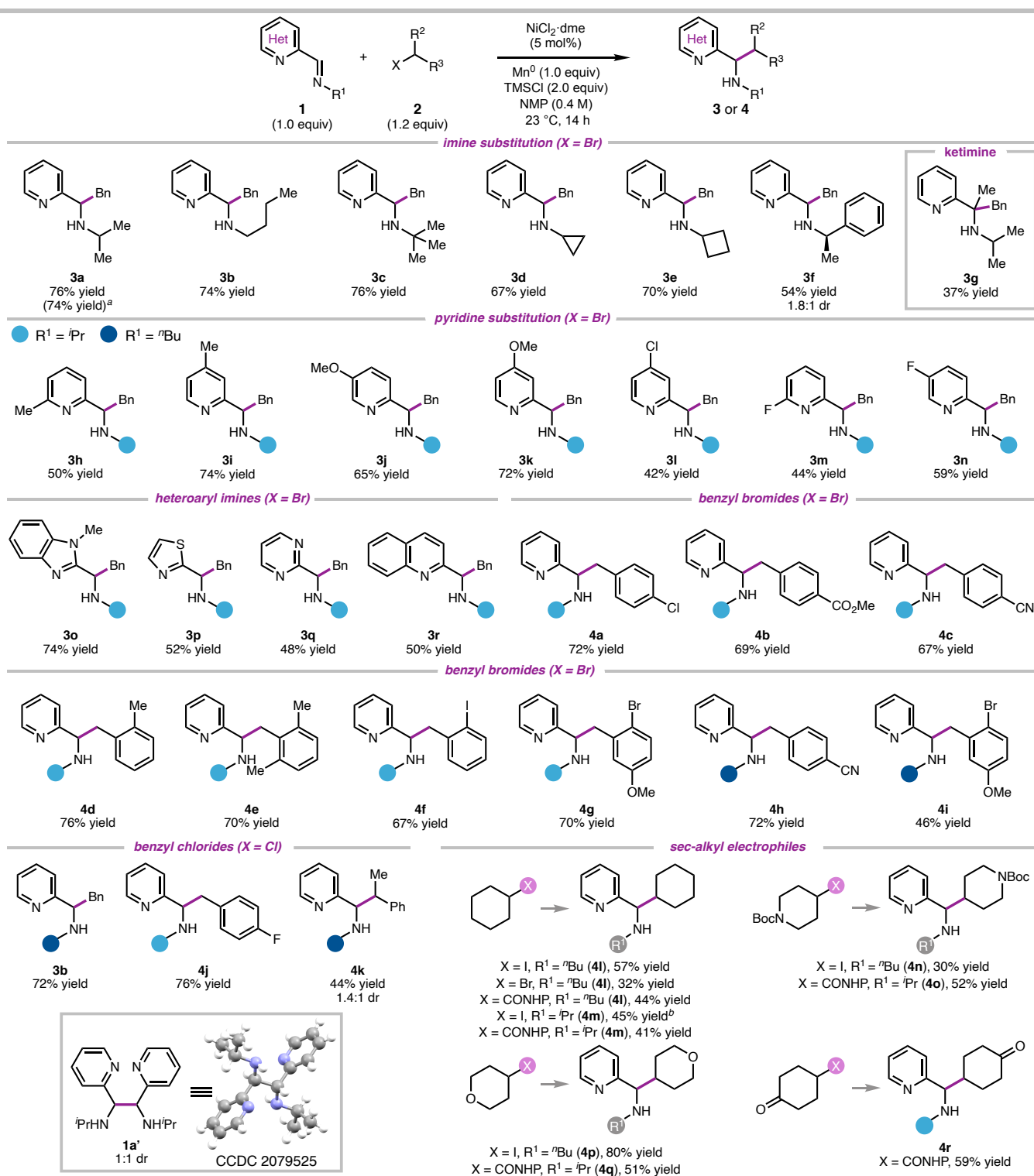
Table 1. Optimization of Reaction Conditions^a

Reaction scheme: **1a** (1.0 equiv) + **2a** (1.2 equiv) $\xrightarrow[\text{NMP (0.4 M), 23 }^\circ\text{C, 14 h}]{\text{M (5 mol \%), Mn}^0 \text{ (1.0 equiv), TMSCl (2.0 equiv)}}$ **3a**

entry	M catalyst	deviation from standard conditions	yield (%) ^b
1	NiCl ₂ ·dme	none	87
2	CrCl ₂	none	25
3	FeBr ₂	none	50
4	ZnCl ₂	none	62
5	CoCl ₂	none	80
6	MnCl ₂	none	68
7	none	none	66
8	none	no TMSCl	19
9	NiCl ₂ ·dme	no TMSCl	39
10	NiCl ₂ ·dme	NMP/HFIP (4:1), no TMSCl	67
11	NiCl ₂ ·dme	AcOH (1 eq), no TMSCl	69
12	NiCl ₂ ·dme	Zn ⁰ (2 eq), no Mn ⁰	45
13	NiCl ₂ ·dme	TDAE (1.5 eq), no Mn ⁰	12
14	NiCl ₂ ·dme	1 mol % catalyst	83
15	NiCl ₂ ·dme	0.1 mol % catalyst	62
16 ^{c,d}	NiCl ₂ ·dme	Zn anode, RVC cathode, TBAPF ₆ (1 eq), 20 mA, no Mn ⁰ or TMSCl	76
17 ^{c,d}	MnCl ₂	Zn anode, RVC cathode, TBAPF ₆ (1 eq), 20 mA, no Mn ⁰ or TMSCl	23

^aReactions conducted under inert atmosphere on 0.3 mmol scale. ^bDetermined by ¹H NMR versus an internal standard. ^c1.2 mmol scale. ^d1.5 eq of **2a**.

exogenous catalyst (Table 1, entry 7). It is likely that the combination of Mn⁰ and TMSCl generates MnCl₂, which was previously shown by Wieghardt¹² to form a redox-active complex with a similar heteroaryl imine. Use of MnCl₂ gives no improvement over just Mn⁰, and provides **3a** in lower yield than NiCl₂·dme (entry 6).^{12,14,15} When TMSCl was omitted from the reaction, **3a** was formed in only 39% yield (entry 9). Protic additives such as hexafluoroisopropanol (HFIP) (entry 10) and AcOH (entry 11) were also beneficial, but inferior to TMSCl. Alternative reductants such as Zn⁰ and tetrakis(*N,N*-dimethylamino)ethylene (TDAE) did not perform as well as Mn⁰ (entries 12–13). The catalyst loading could be dropped to 1 mol % with only a small decrease in yield (entry 14); however, lowering the catalyst loading to 0.1 mol % significantly reduced the yield and showed no improvement over the background Mn-mediated reaction (entry 15 vs. entry 7). To investigate the reaction in the absence of Mn⁰, a constant current electrolysis protocol was explored for both Ni and Mn salts. The Ni-catalyzed electrolysis



Scheme 1. Substrate Scope. Reactions were conducted under inert atmosphere on 0.3 mmol scale with isolated yields reported as average of 2 runs. ^b1.0 mmol scale. ^a50% yield of homocoupling product 1a'.

provided **3a** in good yield (entry 16) while the Mn-catalyzed reaction provided drastically lower yield of **3a** (entry 17). Although the reaction could be performed with just Mn⁰, the addition of NiCl₂·dme resulted in higher yields of the imine alkylation product. As a result, the conditions from entry 1 were used to evaluate the scope of the reaction using Mn⁰ as the terminal reductant.

The scope of the heteroaryl imine coupling partner was investigated using benzyl bromide as the electrophile (Scheme 1). Sterically diverse *N*-substitution on the imine was well tolerated, affording the products containing ⁿBu, ⁱPr, and ^tBu groups in high yields (**3a–3c**). Imines bearing cyclopropyl and cyclobutyl groups, two increasingly popular fragments in drug development,¹⁶ provided the coupled products in 67% yield (**3d**) and 70% yield (**3e**), respectively. Use of the chiral imine derived from (*R*)-1-phenylethylamine gave product **3f** in good yield, albeit with poor diastereoselectivity. The use of a ketimine substrate did result in product formation (**3g**); however, the yield was low, likely due to the increased steric hindrance at the site of C–C bond formation.

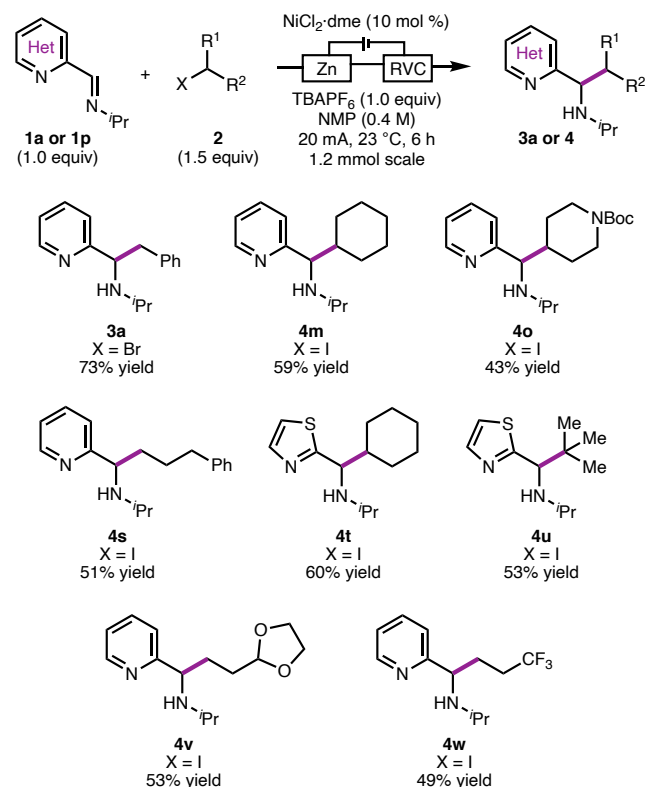
Electron donating substituents at the 4- and 5-position of the pyridine were tolerated, furnishing the desired products in generally good yields (**3i–3k**). Substitution at the 6-position afforded the products in lower yields (**3h** and **3m**), possibly because the substituent hinders coordination of the imine to the Ni-catalyst. In general, substrates bearing electron withdrawing groups at the 5-position gave lower yields of the product. In addition to 2-iminopyridines, several other heterocyclic imines can be employed, including the corresponding benzimidazole (**3o**), thiazole (**3p**), pyrimidine (**3q**), and quinoline (**3r**).

A range of substituted benzylic bromides could be coupled with imine **1a**. Ortho-substituted benzylic bromides coupled smoothly, affording products **4d–4g** in good yield. In addition, the reaction exhibits chemoselectivity for the benzylic halide in the presence of aryl iodides and bromides (**4f** and **4g**); these functionalities are frequently incompatible with standard organometallic reagents. Benzylic chlorides perform comparably under standard reaction conditions (**3b**, X = Cl and **4j**). A secondary benzylic chloride also underwent the alkylation, although in reduced yield and with poor diastereoselectivity (**4k**).

Non-benzylic alkyl halides were also investigated (Scheme 1), which revealed that the reaction yield is influenced by the identity of both the imine and the alkyl electrophile. *N*-ⁿBu imine **1b** could be coupled with cyclohexyl iodide and cyclohexyl bromide to furnish **4l** in 57% yield and 32% yield, respectively. Coupling of the *N*-ⁱPr imine (**1a**) with cyclohexyl iodide gave **4m** in 45% yield; however, it was accompanied by 50% yield of the imine homocoupling product **1a'**.¹⁷ In contrast, use of the corresponding *N*-hydroxyphthalimide (NHP) ester¹⁸ gave **4m** in 41% yield but with minimal formation of **1a'**. Reaction of **1a** or **1b** with pyranil and piperidinyl electrophiles furnished products **4n–4q** in modest to good yields. Taken together, these scope studies demonstrate a generally high tolerance for nitrile, ketone, ester, and halide functional groups, which are often incompatible with organomagnesium and organolithium reagents.

Given that deleterious imine homodimerization was observed in some reactions when Mn⁰ was used as a reductant (Table S1), we sought to drive the reaction electrochemically to eliminate the need for Mn⁰. Moreover, an electroreductive system removes the mechanistic ambiguity about the identity of the active catalyst (Ni vs. Mn). Under constant current electrolysis using reticulated vitreous carbon (RVC) foam as the cathode and Zn⁰ metal as a sacrificial anode, alkylation of **1a** with **2a** proceeded smoothly (Scheme 2). We were pleased to find that several substrates that

gave low yields under the Mn⁰ conditions performed better under the electroreductive conditions. For example, when **1a** was coupled with iodocyclohexane under standard conditions, product **4m** was formed in 45% yield and was accompanied by 50% yield of imine dimer **1a'** (see Scheme 1). Under the electroreductive conditions, **4m** was produced in 59% yield on a 1.2 mmol scale; no **1a'** was observed. Alkylation products from primary (**4s**, **4v**, and **4w**) and tertiary (**4u**) iodides, could also be formed in good yield under the electroreductive conditions (Scheme 2). Both reactions proceeded in <20% yield when Mn⁰ was used as a reductant.

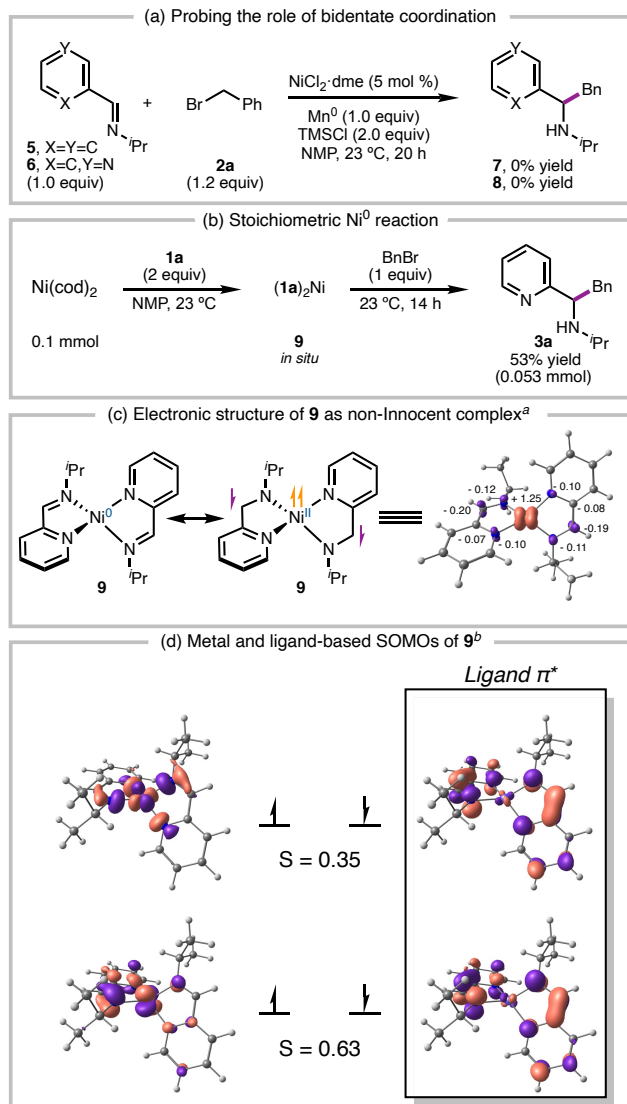


Scheme 2. Representative scope of electroreductive imine alkylation. Reactions conducted under inert atmosphere on a 1.2 mmol scale.

Since the electroreductive coupling demonstrates that Ni salts can catalyze the alkylation of 2-iminopyridines, we carried out a series of mechanistic experiments studying the Ni system. Initial mechanistic investigations focused on the substrate-catalyst complexes proposed to be key catalytic intermediates (Scheme 3). Non-chelating substrates like benzaldehyde-derived imine **5** and isomeric pyridyl imine **6** failed to couple under standard conditions, demonstrating the importance of forming a bidentate substrate-metal complex (Scheme 3a). Bis(2-iminopyridine)·Ni complex **9** was prepared by the addition of imine **1a** (2.0 equiv) to Ni(cod)₂ (1.0 equiv);¹² subsequent addition of benzyl bromide provided **3a** in 53% yield, providing support for reduced Ni complex **9** as a competent species in the catalytic cycle (Scheme 3b).

In agreement with Wieghardt and coworkers,¹² computational studies suggest that the electronic structure of the formally Ni⁰ complex **9** is best described as a Ni^{II} center with antiferromagnetically coupled ligand-based radicals. DFT calculations of **9** at the B3LYP/def2-TZVP level of theory show the

broken symmetry solution BS(2,2) being lower in energy than the closed-shell or high spin solutions (Scheme 3c).^{19,20} A qualitative molecular orbital diagram of the magnetic orbitals reveals seven orbitals with significant d contribution (Figure S30). Upon closer examination of the electronic structure, there are two ligand-based SOMOs as the imine π^* orbitals (Scheme 3d). Using the Yamaguchi equation, the spin-spin coupling constant (J) between the metal-based SOMOs and the ligand-based SOMOs was calculated to be $J = -777 \text{ cm}^{-1}$.²¹ These data support our hypothesis that the ligand non-innocence of reduced catalyst-substrate complexes such as **9** allows for facile access to persistent α -amino radical intermediates (Figure 2b).



Scheme 3. Investigation of Ni–substrate complexes. ^aSpin density plot of **9** with Loewdin spin population values for atoms with significant radical character. ^bQualitative MO diagram of BS(2,2) **9** and corresponding magnetic orbitals with corresponding spatial overlap (S) for orbitals with $S < 0.999$.

We sought to investigate the redox properties of $(\mathbf{1a})_2\text{NiCl}_2$ (**10**) to confirm that reduction to the low-valent complex **9** is possible under the reaction conditions. Using cyclic voltammetry (CV), the reduction potential of free **1a** was compared to the reduction potentials of corresponding *in situ* generated complexes $(\mathbf{1a})_2\text{NiCl}_2$ (**10**) and $(\mathbf{1a})_2\text{MnCl}_2$ (**11**) (Figure 3a). Complex **11** ($E_{1/2}$

$= -1.82 \text{ V vs. Fc/Fc}^+$ in NMP) is more challenging to reduce than Ni complex **10** ($E_{1/2} = -1.43 \text{ V vs. Fc/Fc}^+$ in NMP). The free imine **1a** has a reduction potential ($E_{p/2}$) of $-2.65 \text{ V vs. Fc/Fc}^+$ in NMP, which is significantly more negative than that of either complex **10** or **11**. Complexation of **1a** with a non-redox-active Lewis acid such as MgBr_2 does not significantly change the potential of imine reduction ($E_{p/2} = -2.55 \text{ V vs. Fc/Fc}^+$ in NMP) (Figure 3a). The significant anodic shift of the reduction potentials and the increased reversibility of the redox events demonstrate that imine coordination to Ni and Mn facilitates reduction and stabilizes the ligand-centered radicals. We note that reduction of **10** is 420 mV more anodic than **11** indicating the formation of proposed intermediate **1** (Figure 2b) is more thermodynamically favorable, which may correlate with the improved product yields when catalytic Ni is included.

It was unclear from the CV alone whether the observed reduction of $(\mathbf{1a})_2\text{NiCl}_2$ (**10**) corresponded to a one-electron or a two-electron process.²² To investigate the identity of the species generated upon reduction, UV/Vis spectroelectrochemical analysis of **10** was performed at varying potentials (Figure S24). At $-1.4 \text{ V vs. Fc/Fc}^+$, a species develops with a UV/Vis spectrum that is consistent with that of an independently prepared sample of $(\mathbf{1a})_2\text{Ni}$ (**9**) (Figure 3b). Alternatively, mixing 1 equiv each of **9** and **10** results in comproportionation to the Ni^I complex; this species has a different spectroscopic profile, and consistent with Wieghardt's prior studies,¹² computational and EPR studies suggest that this complex does not have significant radical character on the ligand backbone (Figure S3). These experiments suggest that at potentials accessible under the catalytic reaction conditions, complex **10** undergoes two electron reduction to generate **9**.^{23,24}

To probe whether reductively generated **9** can react with alkyl electrophiles, CVs of complex **10** in the presence of benzyl chloride were acquired. Scanning in the negative direction, the CV of a mixture of **10** (1 equiv) and benzyl chloride (100 equiv) shows a cathodic shift and increase in peak current relative to complex **10** alone (Figure 3c). The cathodic shift indicates that, upon reduction, complex **10** does not react with benzyl chloride through a simple EC mechanism, but instead through a mechanism that likely involves intermediate chemical steps such as loss of chloride ligands. Kinetic analysis of the reaction with benzyl chloride reveals a second order rate constant $k = 1.8 \times 10^{-1} \text{ M}^{-1}\text{s}^{-1}$ (Supporting Information section 6.3).²⁵ Addition of AcOH (150 equiv) and additional **1a** (50 equiv) results in a catalytic wave (Figure 3c) that is not observed in the absence of BnCl or excess **1a** (Figure S13). AcOH was used for these studies because it was found to give reasonable alkylation yields (Table 1, entry 11) and had greater stability than TMSCl in the electrochemical cell.

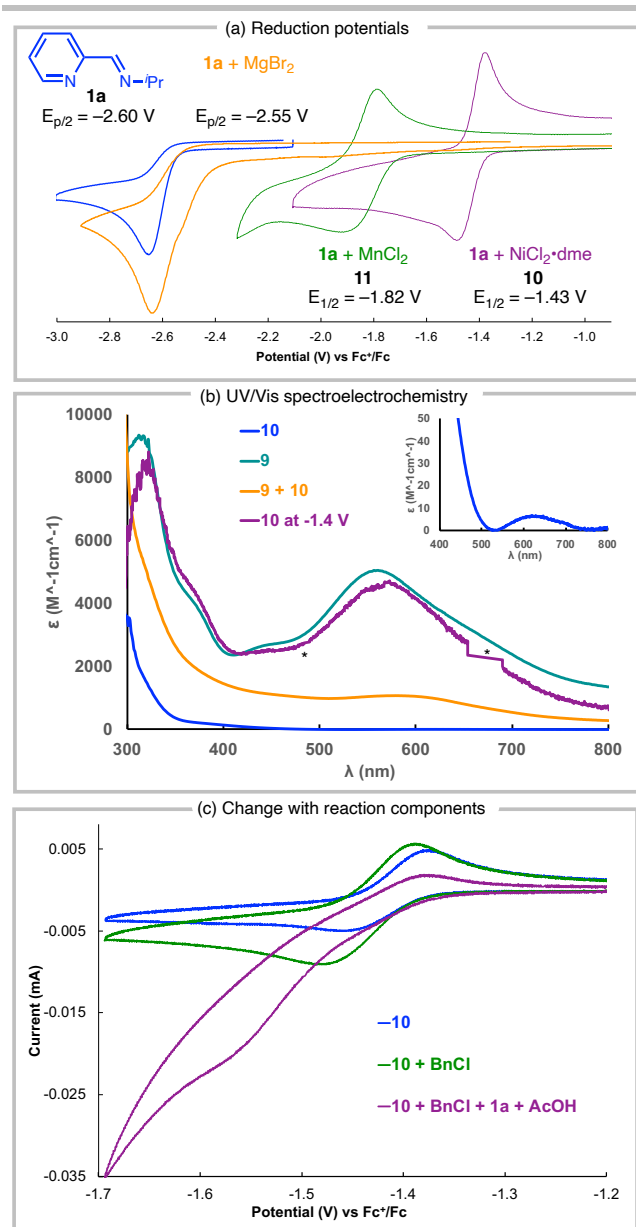


Figure 3. Electroanalytical investigations. (a) CV of **1a** (blue) and complexes with Ni (1 mM NiCl₂·dme and 20 mM **1a**, purple), Mn (1 mM MnCl₂ and 20 mM

1a, green) and Mg (2 mM MgCl₂ and 100mM **1a**, orange). CVs measured with 0.1 M TBAPF₆ in NMP at 25°C with 100 mV/s scan rate. (b) UV/Vis spectra of **10** (blue); **10** after holding at -1.4 V (vs. Fc/Fc⁺; 0.1 M TBAPF₆ in NMP, purple) for 2.5 minutes; independently synthesized **9** (teal); Ni^I complex obtained from comproportionation of **9** and **10** (orange, **9***). Spectra were baseline corrected to be zero at 860 nm, and * indicates signal saturation inherent to the light source and detector used for the experiment. Inset: enlargement of 400–800 nm region for **10**. See Supporting Information for individual spectra and calculations of ε. (c) **10** (1.0 mM, blue); **10** with 100 mM benzyl chloride (green); **10** with 40 mM **1a** and 150 mM AcOH (purple). CVs acquired with 0.1 M TBAPF₆ in NMP at 25°C with 50 mV/s scan rate.

In conclusion, the Ni-catalyzed reductive cross-coupling of (2-imino)heterocycles with C(sp³) alkyl electrophiles has been reported. The reaction occurs under mild conditions and is tolerant of a variety of functional groups, including N- and S-heterocyclic imine coupling partners. Mechanistic studies support the formation of low-valent bis(2-imino)pyridine·Ni complexes as persistent ligand-centered radical species that can react with alkyl electrophiles and be leveraged for catalytic C–C bond formation.

Acknowledgements

Dr. Scott Virgil and the Caltech Center for Catalysis and Chemical Synthesis are gratefully acknowledged for access to analytical equipment. Fellowship support was provided by the Swiss National Science Foundation (M. B.). S.E.R. is a Heritage Medical Research Institute Investigator and acknowledges financial support from the NIH (R35GM118191). The authors would also like to thank Dr. Nathan Dalleska and the Resnick Sustainability Institute's Water and Environmental Lab for elemental analysis of commercial manganese; Dr. Mona Shahgholi for assistance with mass spectrometry measurements; Dr. Paul Oyala for assistance with X-band EPR measurements; Dr. David E. Hill for invaluable assistance with electroanalytical and spectroelectrochemical experiments; as well as Z. Jaron Tong for helpful discussions on DFT calculations and non-innocent ligand complexes.

Keywords: imine alkylation • cross-electrophile coupling • nickel-catalyzed • electroreductive • redox non-innocent

- [¹] a) S. A. Lawrence, *Amines: Synthesis, Properties and Applications.*, Cambridge University Press, **2004**; b) J. R. Lewis, *Nat. Prod. Rep.* **2001**, *18*, 95–128; c) J. S. Carey, D. Laffan, C. Thomson, M. T. Williams, *Org. Biomol. Chem.* **2006**, *4*, 2337–2347; d) R. Hili, A. K. Yudin, *Nat Chem Biol.* **2006**, *2*, 284–287.
- [²] J. O. Link, M. S. Rhee, W. C. Tse, J. Zheng, J. R. Somoza, W. Rowe, R. Begley, A. Chiu, A. Mulato, D. Hansen, E. Singer, L. K. Tsai, R. A. Bam, C.-H. Chou, E. Canales, G. Brizgys, J. R. Zhang, J. Li, M. Graupe, P. Morganello, Q. Liu, Q. Wu, R. L. Halcomb, R. D. Saito, S. D. Schroeder, S. E. Lazerwith, S. Bondy, D. Jin, M. Hung, N. Novikov, X. Liu, A. G. Villaseñor, C. E. Cannizzaro, E. Y. Hu, R. L. Anderson, T. C. Appleby, B. Lu, J. Mwangi, A. Licican, A. Niedziela-Majka, G. A. Papalia, M. H. Wong, S. A. Leavitt, Y. Xu, D. Koditek, G. J. Stepan, H. Yu, N. Pagratis, S. Clancy, S. Ahmadyar, T. Z. Cai, S. Sellers, S. A. Wolckenhauer, J. Ling, C. Callebaut, N. Margot, R. R. Ram, Y.-P. Liu, R. Hyland, G. I. Sinclair, P. J. Ruane, G. E. Crofoot, C. K. McDonald, D. M. Brainard, L. Lad, S. Swaminathan, W. I. Sundquist, R. Sakowicz, A. E. Chester, W. E. Lee, E. S. Daar, S. R. Yant, T. Cihlar, *Nature* **2020**, *584*, 614–618.
- [³] M. J. Munchhof, Q. Li, A. Shavnya, G. V. Borzillo, T. L. Boyden, C. S. Jones, S. D. LaGreca, L. Martinez-Alsina, N. Patel, K. Pelletier, L. A. Reiter, M. D. Robbins, G. T. Tkalcovic, *ACS Med. Chem. Lett.* **2012**, *3*, 106–111.
- [⁴] a) R. Bloch, *Chem. Rev.* **1998**, *98*, 1407–1438; b) E. Marcantoni, M. Petrini, in *Comprehensive Organic Synthesis* (Second Edition) (Ed.: P. Knochel), Elsevier, Amsterdam, **2014**, pp. 344–364.
- [⁵] For reviews on radical additions to imines under thermal conditions, see: a) G. K. Friestad, *Tetrahedron* **2001**, *57*, 5461–5496; b) H. Miyabe, E. Yoshioka, S. Kohtani, *Current Organic Chemistry* **2010**, *14*, 1254–1264. (c) J. Tauber, D. Imbri, T. Opatz, *Molecules* **2014**, *19*, 16190–16222.
- [⁶] For reviews on addition to imines under photoredox catalysis, see: a) S. T. J. Cullen, G. K. Friestad, *Synthesis* **2021**, *53*, 2319–2341; b) J.-J. Zhao, H.-H. Zhang, S. Yu, *Synthesis* **2021**, *53*, 1706–1718.
- [⁷] For a recent method involving free radical addition to N-alkyliminium ions, see: R. Kumar, N. J. Flodén, W. G. Whitehurst, M. J. Gaunt, *Nature* **2020**, *581*, 415–420.

- [⁸] For a review on the use of photoredox catalysis to generate α -amino radicals from imines, see: J. A. Leitch, T. Rossolini, T. Rogova, J. A. P. Maitland, D. J. Dixon, *ACS Catal.* **2020**, *10*, 2009–2025.
- [⁹] For a complementary Ni-catalyzed imine alkylation, see C. Heinz, J. P. Lutz, E. M. Simmons, M. M. Miller, W. R. Ewing, A. G. Doyle, *J. Am. Chem. Soc.* **2018**, *140*, 2292–2300.
- [¹⁰] For a Ni-catalyzed addition of free radicals to glyoxylate-derived sulfonimines, see: S. Ni, A. F. Garrido-Castro, R. R. Merchant, J. N. de Gruyter, D. C. Schmitt, J. J. Mousseau, G. M. Gallego, S. Yang, M. R. Collins, J. X. Qiao, K.-S. Yeung, D. R. Langley, M. A. Poss, P. M. Scola, T. Qin, P. S. Baran, *Angew. Chem. Int. Ed.* **2018**, *57*, 14560–14565.
- [¹¹] (a) J. Jacquet, M. Desage-El Murr, L. Fensterbank, *ChemCatChem* **2016**, *8*, 3310–3316; b) O. R. Luca, R. H. Crabtree, *Chem. Soc. Rev.* **2013**, *42*, 1440–1459; c) V. K. K. Praneeth, M. R. Ringenberg, T. R. Ward, *Angew. Chem. Int. Ed.* **2012**, *51*, 10228–10234; d) V. Lyaskovskyy, B. de Bruin, *ACS Catal.* **2012**, *2*, 270–279; e) P. J. Chirik, K. Wieghardt, *Science* **2010**, *327*, 794–795.
- [¹²] C. C. Lu, E. Bill, T. Weyhermüller, E. Bothe, K. Wieghardt, *J. Am. Chem. Soc.* **2008**, *130*, 3181–3197.
- [¹³] a) P. J. Bailey, C. M. Dick, S. Fabre, S. Parsons, L. J. Yellowlees, *Dalton Trans.* **2006**, 1602–1610; b) V. Riollet, C. Copéret, J.-M. Basset, L. Rousset, D. Bouchu, L. Grosvalet, M. Perrin, *Angew. Chem. Int. Ed.* **2002**, *41*, 3025–3027; c) M. Kaupp, H. Stoll, H. Preuss, W. Kaim, T. Stahl, G. Van Koten, E. Wissing, W. J. J. Smeets, A. L. Spek, *J. Am. Chem. Soc.* **1991**, *113*, 5606–5618.
- [¹⁴] (a) M. B. Solomon, B. Chan, C. P. Kubiak, K. A. Jolliffe, D. M. D'Alessandro, *Dalton Trans.* **2019**, *48*, 3704–3713; b) M. M. Morrison, D. T. Sawyer, *Inorg. Chem.* **1978**, *17*, 333–337; c) J. M. Rao, M. C. Hughes, D. J. Macero, *Inorg. Chim. Acta* **1976**, *18*, 127–131.
- [¹⁵] Trace metal analysis by ICP-MS found that the Mn⁰ source contains 54 ppm total Ni species. However, this would represent a very low concentration of Ni catalyst (<0.005 mol %). See Supporting Information section 11 for ICP-MS sample preparation and calculations.
- [¹⁶] T. T. Talele, *J. Med. Chem.* **2016**, *59*, 8712–8756.
- [¹⁷] Less reactive alkyl halides with hindered imines produce varying quantities of **1a'** (see Figure S2 for **1a'** production across several substrates). Using a radical precursor that is more facile to reduce, like NHP esters, enhances the rate of alkyl radical generation and favors cross-coupling over sp²–sp² homocoupling. For examples, see: (a) V. Faugeron, Y. Genisson, *Current Organic Chemistry* **2008**, *12*, 751–773; b) E. B. Hulley, P. T. Wolczanski, E. B. Lobkovsky, *J. Am. Chem. Soc.* **2011**, *133*, 18058–18061; c) S. Inoue, Y.-N. Yan, K. Yamanishi, Y. Kataoka, T. Kawamoto, *Chem. Commun.* **2020**, *56*, 2829–2832; d) D. Pokhriyal, S. P. Heins, R. J. Sifri, D. T. Gentekos, R. E. Coleman, P. T. Wolczanski, T. R. Cundari, B. P. Fors, K. M. Lancaster, S. N. MacMillan, *Inorg. Chem.* **2021**, *60*, 18662–18673.
- [¹⁸] a) K. M. M. Huihui, J. A. Caputo, Z. Melchor, A. M. Olivares, A. M. Spiewak, K. A. Johnson, T. A. DiBenedetto, S. Kim, L. K. G. Ackerman, D. J. Weix, *J. Am. Chem. Soc.* **2016**, *138*, 5016–5019; b) N. Suzuki, J. L. Hofstra, K. E. Poremba, S. E. Reisman, *Org. Lett.* **2017**, *19*, 2150–2153; For a recent review of Ni-catalyzed cross-couplings with NHP esters, see: M. O. Konev, E. R. Jarvo, *Angew. Chem. Int. Ed.* **2016**, *55*, 11340–11342.

- [¹⁹] For additional investigations into the electronic structure of redox-active first-row transition metal bis-iminopyridine complexes, see reference 12 as well as: a) C. C. Lu, E. Bill, T. Weyhermüller, E. Bothe, K. Wieghardt, *Inorg. Chem.* **2007**, *46*, 7880–7889; b) A. Mondal, T. Weyhermüller, K. Wieghardt, *Chem. Commun.* **2009**, 6098–6100; c) N. P. Tsvetkov, C.-H. Chen, J. G. Andino, R. L. Lord, M. Pink, R. W. Buell, K. G. Caulton, *Inorg. Chem.* **2013**, *52*, 9511–9521; d) D. Sengupta, P. Ghosh, T. Chatterjee, H. Datta, N. D. Paul, S. Goswami, *Inorg. Chem.* **2014**, *53*, 12002–12013.
- [²⁰] DFT calculations were performed using the ORCA software package at the B3LYP/def2-TZVP level of theory. See Supporting Information for optimization, frequency, broken symmetry, and property calculations.
- [²¹] T. Soda, Y. Kitagawa, T. Onishi, Y. Takano, Y. Shigeta, H. Nagao, Y. Yoshioka, K. Yamaguchi, *Chem. Phys. Lett.* **2000**, *319*, 223–230.
- [²²] The peak-to-peak separation was determined to be ~106 mV for **10**. Given this deviation from theoretical, we cannot draw a conclusion from the CV alone about whether the reduction is a one or two electron process.
- [²³] Mn⁰(S) \rightarrow Mn^{II}(NMP) is estimated to be ~–1.8 V vs. Fc/Fc⁺ by converting the known value of –1.185 V vs. SHE for Mn to Mn^{II}. The reduction of **10** was found to occur at –1.4 V vs. Fc/Fc⁺, and therefore should be in the reducing window of Mn⁰. (a) For standard reduction potential values, see: W. M. Haynes, *CRC Handbook of Chemistry and Physics. [Electronic Resource]: A Ready-Reference Book of Chemical and Physical Data.*, CRC Press, **2018**. b) For converting SCE potentials to 0.1 M TBAPF₆ in DMF vs. Fc/Fc⁺, see: Q. Lin, G. Dawson, T. Diao, *Synlett* **2021**, *32*, 1606–1620.
- [²⁴] The facile two electron reduction of **10** is in contrast to recent studies of (Phen)NiBr₂ complexes, which undergo one electron reduction at similar potentials: Q. Lin, T. Diao, *J. Am. Chem. Soc.* **2019**, *141*, 17937–17948.
- [²⁵] C. Sandford, L. R. Fries, T. E. Ball, S. D. Minter, M. S. Sigman, *J. Am. Chem. Soc.* **2019**, *141*, 18877–18889.

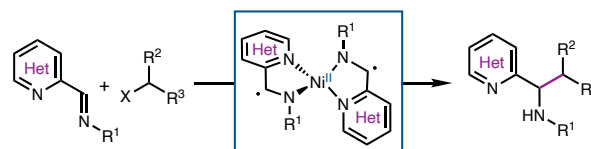
Entry for the Table of Contents

A Ni-catalyzed reductive cross-coupling of heteroaryl imines with C(sp³) electrophiles for the preparation of heterobenzyl amines is reported. Mechanistic studies are consistent with the imine substrate acting as a redox-active ligand upon coordination to a low-valent Ni center.

Institute and/or researcher Twitter usernames: @sarah_reisman

TOC Graphic

harnessing ligand non-innocence for imine alkylation



- abundant alkyl electrophiles
- mild conditions
- electroreductive variant