

Highly Polarized Muonic He Produced by Collisions with Laser Optically Pumped Rb

A. S. Barton, P. Bogorad, G. D. Cates, H. Mabuchi, H. Middleton, and N. R. Newbury
Department of Physics, Princeton University, Princeton, New Jersey 08544

R. Holmes, J. McCracken, P. A. Souder, and J. Xu
Department of Physics, Syracuse University, Syracuse, New York 13244

D. Tupa
Los Alamos National Laboratory, Los Alamos, New Mexico 87545
 (Received 24 September 1992)

We have formed highly polarized muonic helium by stopping unpolarized negative muons in a mixture of unpolarized gaseous He and laser polarized Rb vapor. The stopped muons form muonic He ions which are neutralized and polarized by collisions with Rb. Average polarizations for ^3He and ^4He of $(26.8 \pm 2.3)\%$ and $(44.2 \pm 3.5)\%$ were achieved, representing a tenfold increase over previous methods. Relevant cross sections were determined from the time evolution of the polarization. Highly polarized muonic He is valuable for measurements of the induced pseudoscalar coupling g_p in nuclear muon capture.

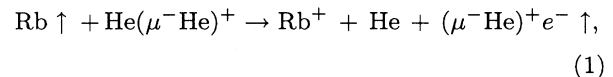
PACS numbers: 36.10.Dr, 23.40.Bw, 32.80.Bx

Highly polarized atoms containing a muon are important laboratories for studying atomic and nuclear interactions [1]. For example, measurements on polarized muonium (μ^+e^-) of the ground state hyperfine splitting have yielded precise tests of QED [2]. A fundamental muonic system which has been difficult to polarize is muonic He. The spin dependence of the reaction $\mu^- + ^3\text{He} \rightarrow ^3\text{H} + \nu$ can provide an excellent means of determining g_p , the induced pseudoscalar form factor of the ^3He weak nuclear current [3]. Early efforts to measure g_p had limited sensitivity, however, due to low muon polarizations [4]. The original approach of stopping polarized muons in unpolarized He results in muon polarizations of only a few percent [5]. The alternative technique of stopping unpolarized muons in nuclear polarized ^3He also results in low polarization [6].

In this Letter, we present a new approach for producing polarized muonic He that yielded average polarizations of $(26.8 \pm 2.3)\%$ in ^3He and $(44.2 \pm 3.5)\%$ in ^4He . In contrast to earlier techniques [5, 6], neither the muons nor the He were polarized. Instead, the muonic He was polarized by collisions with laser optically pumped Rb. Polarization occurs during both neutralization and subsequent spin-exchange collisions. The cross sections of these processes are sufficiently large that with a Rb number density $[\text{Rb}] \sim 10^{15} \text{ cm}^{-3}$, both occur with time scales comparable to the $2.2 \mu\text{sec}$ muon lifetime. Indeed, we were able to measure the time evolution of the polarization and extract cross sections for the relevant atomic processes.

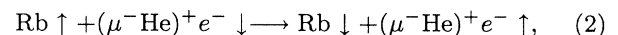
Critical to our experiment was the formation of the neutral paramagnetic atom $(\mu^- \text{He})^+ e^-$. A muon captured into an He atomic orbital will immediately Auger

eject the two atomic electrons during its cascade to the ground state leaving a $(\mu^- \text{He})^+$ ion. Because the muon mass is 206 times that of an electron, its Bohr orbit around the nucleus is quite small. Thus, the tightly bound $(\mu^- \text{He})^+$ ion can be thought of as a *pseudonucleus*, with a net charge of +1, which behaves much like a proton. In 10 atm of He, the ion will form a molecular ion $\text{He}(\mu^- \text{He})^+$ in a few nanoseconds [7] much as H^+ would form HeH^+ [8]. We found that collisions with polarized Rb vapor were effective in dissociating the molecular ion [9] through the reaction



where the arrows indicate the spin polarization of the transferred electron. Immediately after the dissociative charge exchange collision (1), the hyperfine interaction couples the pseudonucleus to the polarized electron thereby polarizing the muon.

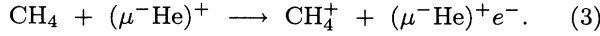
Once the neutral atom $(\mu^- \text{He})^+ e^-$ is formed, it is further polarized by spin exchange collisions with Rb:



where the arrows denote the polarization directions of the unpaired electrons. This reaction is virtually identical to Rb-H spin exchange [10]. After the short-lived collision which affects only the spin of the valence electrons, the polarization is shared with the pseudonucleus.

Before we performed our experiment, it was unclear whether reaction (1) would neutralize the $(\mu^- \text{He})^+$ ions sufficiently rapidly. Historically, Xe has been used to neutralize $(\mu^- \text{He})^+$ ions [5]. Large quantities of Xe are

required since this is only energetically possible if neutralization occurs before molecular ion formation. Unfortunately, Xe, which is strongly depolarizing to Rb, hinders optical pumping [11]. We therefore tried a non-depolarizing electron donor, methane [12], which neutralizes the $(\mu^- \text{He})^+$ ion by the simple charge transfer reaction



At sufficient density, CH_4 can neutralize the $(\mu^- \text{He})^+$ ion in a few nsec, a time short compared to that for (1) or (2). When sufficient CH_4 is present that (3) dominates neutralization [13], the neutral muonic He atoms are formed unpolarized so only reaction (2) will govern their polarization.

The experiment was performed at the Los Alamos Clinton P. Anderson Meson Physics Facility (LAMPF). Negative muons were stopped in spherical glass target cells, ~ 2.5 cm in diameter, containing about 8 atm of He, a few mg of Rb metal, 75 torr of N_2 , and in some cases up to 250 torr of CH_4 (all pressures are quoted at room temperature). The cells had wall thicknesses of about $100 \mu\text{m}$ to allow the low momentum ($23 \text{ MeV}/c$) muons to penetrate the glass. A novel beam tune, discussed elsewhere, was required to stop the muons in these small and relatively thin targets [6, 14]. The targets were kept at approximately 200°C to maintain $[\text{Rb}] = (4.37 \pm 0.80) \times 10^{14}$ atoms/ cm^3 . To determine $[\text{Rb}]$, we polarized the ^3He nuclei by spin exchange with the polarized Rb vapor

[15, 16] and compared the nuclear spin relaxation rates in the absence of laser light at 200 and 25°C . The difference of the two rates is $\langle \sigma v \rangle [\text{Rb}]$, where $\langle \sigma v \rangle$ is the velocity averaged Rb-He spin-exchange cross section. Our error in $[\text{Rb}]$ is dominated by the uncertainty in the measured value of $\langle \sigma v \rangle = (1.2 \pm 0.2) \times 10^{-19} \text{ cm}^3 \text{ sec}^{-1}$ at 200°C [16, 17]. The Rb was optically pumped with 5 W of circularly polarized 795 nm light from a Ti:sapphire laser. At this optically thick $[\text{Rb}]$, the cell contains a region which is nearly 100% polarized, while the remainder is unpolarized [18]. The size and shape of the polarized region was monitored with two charge-coupled-device (CCD) cameras which recorded cross fluorescence from the polarized Rb at 780 nm. A vertical ~ 1 G magnetic field provided a quantization axis for the Rb spins.

The direction of the Rb polarization, and consequently the muonic He polarization, was reversed every 2 min by rotating a quarter-wave plate which flipped the helicity of the laser light. Incoming muons were tagged by thin scintillators and muon decay electrons were detected by two scintillation telescopes positioned above and below the target. The muon polarization was determined by the up/down asymmetry in the decay electrons,

$$A(t) = \frac{N_{\uparrow\uparrow} - N_{\uparrow\downarrow}}{N_{\uparrow\uparrow} + N_{\uparrow\downarrow}}, \quad (4)$$

where $N_{\uparrow\uparrow}$ ($N_{\uparrow\downarrow}$) is the number of decay electrons emitted parallel (antiparallel) to the Rb polarization direction, and t is the time between the formation of the muonic He

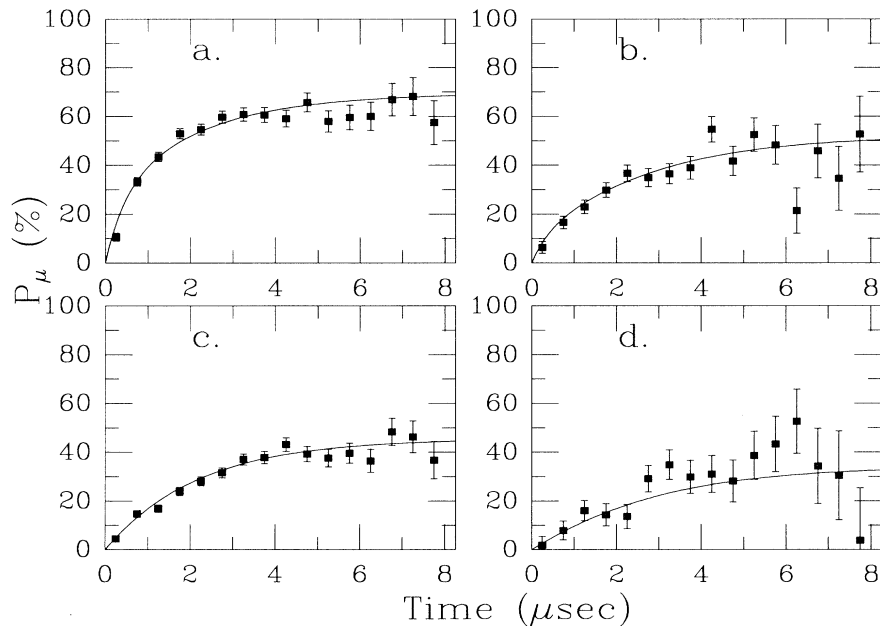


FIG. 1. Muon polarization as a function of time in muonic He. The four graphs correspond to four target cells: (a) ^4He without CH_4 , (b) ^3He without CH_4 , (c) ^4He with CH_4 , and (d) ^3He with CH_4 . The solid lines are given by (6) for (a) and (b), and by (5) for (c) and (d), where the numerical values of the parameters resulted from a global fit to all of the data (including the muonium data of Fig. 2).

ion and the decay of the muon. The muon polarization $P_\mu(t) = A(t)/f(t)a_e$, where a_e is the analyzing power which was evaluated by a Monte Carlo simulation. The quantity f , the fraction of decay electrons that come from muons stopped in He, accounts for the fact that muons can stop in glass or the other gases. We determined f by fitting the muon decay time spectrum with a sum of exponentials with time constants corresponding to the known muon lifetimes in the various target elements [6, 14]. From 15% to 30% of the decay electrons detected were from muons stopped in He.

In Fig. 1, we show $P_\mu(t)$ for four targets containing either ^3He or ^4He . For each isotope, we studied targets with and without CH_4 . In all cases substantial polarizations result. There are three important features evident in the data. First, the saturation polarization in ^3He cells is about 75% that of ^4He cells. (Cells with and without CH_4 should be compared separately.) Second, for the targets without CH_4 , the polarization increases much more quickly for ^4He . Finally, for both isotopes, the polarization increases faster in the cells without CH_4 . In Fig. 2, we show the polarization as a function of time for muonium which was formed by stopping unpolarized *positive* muons in a target containing ^4He and CH_4 [19]. Note that the polarization saturates much more quickly than in the other data. We can understand all of these features in terms of two atomic interactions, spin exchange (2) and polarized charge exchange (1).

For simplicity, we first consider data from targets containing CH_4 in which spin exchange is the only polarizing mechanism. Starting from equation (VI.8) of Happer [12], it is straightforward, though cumbersome, to show that for each isotope α , the muon polarization has the form

$$P_\mu = P_\alpha^m \eta (1 - c)(1 - h_\alpha e^{-t\beta_\alpha}), \quad (5)$$

where the subscript $\alpha = 3$ ($\alpha = 4$) for ^3He (^4He).

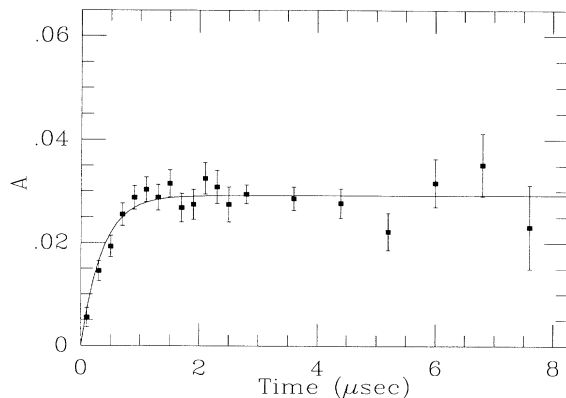


FIG. 2. The decay electron asymmetry (which is proportional to the muon polarization) as a function of time for muonium. The solid line is the function (5) using the parameters that resulted from the global fit.

The constant η represents the fraction of the muonic He atoms that are formed where the Rb is 100% polarized. The parameter P_α^m , the maximum theoretical polarization, is equal to $3/4$ (1) for the case of ^3He (^4He). Note that for ^3He , the spin-1/2 muon must couple to the spin-1/2 ^3He nucleus and the spin-0 singlet state, which forms 25% of the time, cannot be polarized. The rate $\beta_\alpha = g_\alpha \sigma_{\text{SE}} \bar{v}_\alpha [\text{Rb}]$, where σ_{SE} is the electronic spin-exchange cross section which can be assumed to be velocity independent [12]. The cross section σ_{SE} is identical to the Rb-H spin-exchange cross section. The nuclear spin dependence is contained in g_α , where $g_4 = 1/2$ and $g_3 = 4/9$. Since the collisions are thermal, the relative velocity $\bar{v}_\alpha = \sqrt{8kT/\pi M_\alpha}$, where M_α is the reduced mass, k is Boltzmann's constant, and T is temperature. The parameters $h_4=1$ and $h_3 = 1 + t\beta_3/3$. The constant c accounts for the possibility of any competing reactions to (3) that result in diamagnetic species [20]. For muonium, the parameters are identical to those of ^4He with the exception of the reduced mass in \bar{v}_α .

The equation that characterizes the polarization in targets without CH_4 is more complicated. Generalizing (VI.8) of [12] to include polarization that occurs during reaction (1) we find

$$P_\mu = P_\alpha^m \eta (1 - a_\alpha e^{-t\gamma_\alpha} - b_\alpha e^{-t\beta_\alpha}). \quad (6)$$

The quantity $\gamma_\alpha = \sigma_{\text{CE}} \bar{v}_\alpha [\text{Rb}]$ is the rate of neutralization through the process (1) where σ_{CE} is the dissociative charge exchange cross section. For ^4He , $a_4 = 1 - D_4/2$ and $b_4 = D_4/2$, where $D_\alpha = (1 - \beta_\alpha/\gamma_\alpha)^{-1}$. For ^3He we have the more complicated expressions $a_3 = 1 - 19D_3/27 + 5\beta_3 D_3^2/27\gamma_3$ and $b_3 = 1 - a_3 + 5D_3\beta_3 t/27$ which is time dependent [21]. It must be noted that for dissociative charge exchange \bar{v}_α is the relative thermal velocity between Rb and $\text{He}(\mu^- \text{He})^+$, while for spin exchange it is between Rb and $(\mu^- \text{He})^+ e^-$.

From Eqs. (5) and (6), we see that only four parameters characterize the polarization for the muonic He data: σ_{SE} , σ_{CE} , η , and c . A fifth parameter is required to characterize the saturation value for the muonium data because the stopping fraction is unknown. If we perform a single global fit of all of our data (Figs. 1 and 2) by (5) and (6) we find that

$$\sigma_{\text{CE}} = (4.47 \pm 0.67 \pm 0.82) \times 10^{-14} \text{ cm}^2, \quad (7)$$

$$\sigma_{\text{SE}} = (1.36 \pm 0.17 \pm 0.25) \times 10^{-14} \text{ cm}^2, \quad (8)$$

where the first error quoted is due to statistics, background correction, a_e and f , and the second is due to the uncertainty in [Rb]. The spin-exchange cross section measured here is consistent with calculations of the cross section for spin exchange between Rb and H [22]. The fitted value for η , 0.70 ± 0.10 , agrees with estimates of the polarized volume based on the CCD camera images. For c , we find a value of 0.35 ± 0.10 indicating that competing reactions to (3) do indeed occur.

As an additional check, we have fitted both the muo-

nium data and the data for the target containing ^4He and CH_4 to Eq. (5) to compare the spin-exchange rates. The ratio of the rates, with statistical error only, is 5.7 ± 1.0 , in agreement with the ratio of thermal velocities, 5.8. We have also fitted all of the muonic He data letting the saturation values for the five data sets float separately. We find that the ratio of the saturation polarizations of muonic ^3He to muonic ^4He is 0.76 ± 0.03 , consistent with $3/4$, as expected.

In conclusion, we have shown that we can produce very high polarizations in muonic He through spin interactions with laser optically pumped Rb [23]. The atomic processes responsible have been quantitatively studied using a variety of targets that aided in isolating the different polarization mechanisms. The relative simplicity of our experiment ensures that our techniques will find future use. In fact, experiments to measure g_p based on this technique have been initiated at both LAMPF and TRIUMF [24].

We gratefully acknowledge many helpful discussions with Will Happer and the assistance of Bastiaan Driehuys. This work is supported by the U.S. Department of Energy under Grants No. DE-FG02-90ER40557 and No. DE-FG02-84ER40146.

-
- [1] See, for example, *Muon Physics*, edited by V. W. Hughes and C. S. Wu (Academic, New York, 1975).
- [2] F. C. Mariam *et al.*, Phys. Rev. Lett. **49**, 993 (1982).
- [3] W. Y. P. Hwang, Phys. Rev. C **17**, 1799 (1978); B. A. Holstein, Phys. Rev. C **4**, 764 (1971).
- [4] C. S. Wu *et al.*, LAMPF Proposal No. 529, 1979; H. Harada, Ph.D. thesis, Columbia University, 1985 (unpublished).
- [5] P. A. Souder *et al.*, Phys. Rev. Lett. **34**, 1417 (1975); P. A. Souder *et al.*, Phys. Rev. A **22**, 33 (1980); H. Orth, Hyperfine Interact. **19**, 829 (1984); K. P. Arnold *et al.*, Verh. Dtsch. Phys. Ges. **17**, 315 (1982).
- [6] N. R. Newbury *et al.*, Phys. Rev. Lett. **67**, 3219 (1991); N. R. Newbury *et al.*, Phys. Rev. Lett. **69**, 391 (1992).
- [7] G. Reifenröther, E. Klempt, and A. Landua, Phys. Lett. B **191**, 15 (1987); H. P. von Arb *et al.*, Phys. Lett. **136B**, 232 (1984).
- [8] W. H. Miller and H. F. Schaefer, J. Chem. Phys. **53**, 1421 (1970).
- [9] W. J. van der Zande, W. Koot, D. P. de Bruijn, and C. Kubach, Phys. Rev. Lett. **57**, 1219 (1986); J. R. Peterson and Y. K. Bae, Phys. Rev. A **34**, 3517 (1986).
- [10] K. P. Coulter *et al.*, Phys. Rev. Lett. **68**, 174 (1992); S. G. Redsun, A. J. Knize, G. D. Cates, and W. Happer, Phys. Rev. A **42**, 1293 (1990); L. W. Anderson, F. M. Pipkin, and J. C. Baird, Jr., Phys. Rev. **120**, 1279 (1960).
- [11] X. Zeng, Z. Wu, T. Call, E. Miron, D. Schreiber, and W. Happer, Phys. Rev. A **31**, 260 (1985).
- [12] W. Happer, Rev. Mod. Phys. **44**, 169 (1972).
- [13] The molecular ion formation rate was $6.7 \times 10^8 \text{ sec}^{-1}$ [7], while the rate of (3) was $3.6 \times 10^9 \text{ sec}^{-1}$ [H. von Koch, Arkiv För Fysik **28**, 529 (1965); Y. Chiu *et al.*, J. Chem. Phys. **88**, 6814 (1988); Y. Nakai, T. Shirai, T. Tabata, and R. Ito, At. Data Nucl. Data Tables **37**, 69 (1987)].
- [14] R. Holmes *et al.*, Nucl. Instrum. Methods Phys. Res., Sect. A **303**, 226 (1991).
- [15] W. Happer, E. Miron, S. Schaefer, D. Schreiber, W. A. van Wijngaarden, and X. Zeng, Phys. Rev. A **29**, 3092 (1984).
- [16] T. E. Chupp, M. E. Wagshul, K. P. Coulter, A. B. McDonald, and W. Happer, Phys. Rev. C **36**, 2244 (1987).
- [17] N. R. Newbury *et al.* (to be published).
- [18] N. D. Bhaskar, M. Hou, B. Suleman, and W. Happer, Phys. Rev. Lett. **43**, 519 (1979); M. W. Wagshul and T. E. Chupp, Phys. Rev. A **40**, 4447 (1989).
- [19] D. G. Fleming, R. J. Mikula, and D. M. Garner, Phys. Rev. A **26**, 2527 (1982).
- [20] For example, the reaction $(\mu^- \text{He})^+ + \text{CH}_4 \rightarrow \text{H}(\mu^- \text{He})^+ e^- + \text{CH}_3^+$ is possible [W. T. Huntress, Jr., J. K. Kim, and L. P. Theard, Chem. Phys. Lett. **29**, 189 (1974); W. T. Huntress, Planet. Space Sci. **23**, 377 (1975); S. Dheandhanoo, R. Johnsen, and M. A. Biondi, Planet. Space Sci. **32**, 1301 (1984)].
- [21] A. S. Barton, Ph.D. thesis, Princeton University, 1993 (unpublished).
- [22] H. R. Cole and R. E. Olson, Phys. Rev. A **31**, 2137 (1985).
- [23] The high vector polarizations achieved, together with the reasonable assumption of a spin temperature equilibrium, imply a high tensor polarization in the muonic ^3He pseudonucleus, a useful feature for g_p studies.
- [24] G. D. Cates and P. A. Souder, LAMPF Proposal No. 1231, 1992; B. Cummings and O. Häusser, Letter of intent submitted to the TRIUMF PAC, July 1992.