

Isomorphic classical molecular dynamics model for an excess electron in a supercritical fluid

Thomas F. Miller III^{a)}

Department of Chemistry, University of California, Berkeley, California 94720, USA

(Received 4 August 2008; accepted 14 October 2008; published online 17 November 2008)

Ring polymer molecular dynamics (RPMD) is used to directly simulate the dynamics of an excess electron in a supercritical fluid over a broad range of densities. The accuracy of the RPMD model is tested against numerically exact path integral statistics through the use of analytical continuation techniques. At low fluid densities, the RPMD model substantially underestimates the contribution of delocalized states to the dynamics of the excess electron. However, with increasing solvent density, the RPMD model improves, nearly satisfying analytical continuation constraints at densities approaching those of typical liquids. In the high-density regime, quantum dispersion substantially decreases the self-diffusion of the solvated electron. In this regime where the dynamics of the electron is strongly coupled to the dynamics of the atoms in the fluid, trajectories that can reveal diffusive motion of the electron are long in comparison to $\beta\hbar$. © 2008 American Institute of Physics. [DOI: 10.1063/1.3013357]

I. INTRODUCTION

Ring polymer molecular dynamics (RPMD) allows for the direct simulation of quantum mechanical systems. It is a classical model that both preserves the exact quantum Boltzmann distribution and exhibits time-reversal symmetry.^{1,2} These features ensure that RPMD trajectories are stable and self-consistent on long timescales, enabling the study of coupled dynamical timescales in complex systems. In exhibiting these features, RPMD and centroid molecular dynamics^{3,4} are unique among quantum dynamical methods. Mixed quantum-classical methods based on mean-field^{5,6} and trajectory surface hopping^{7,8} dynamics do not preserve the correct Boltzmann populations.^{9–11} Similarly, methods based on the classical Wigner model^{12–19} do not yield trajectories that preserve the quantum Boltzmann distribution and are thus not employed as models for direct dynamical simulation.

Here, we test the RPMD model for the direct simulation of an excess electron in a supercritical fluid. This is the first application of RPMD to electronic degrees of freedom, a highly quantum mechanical—and presumably challenging—regime for the model. To evaluate the accuracy of RPMD in this context, we compare the model dynamics against numerically exact path integral statistics with the aid of analytical continuation techniques. We further explore the long-timescale features of the dynamics using direct simulation with RPMD.

II. METHODS

An excess electron is simulated in an otherwise classical fluid. The system is described using potentials and param-

eters that were previously adopted by Berne, Coker, and co-workers to model an excess electron in helium at 300 K.^{20–27} The potential energy function, $U(\mathbf{q}, \mathbf{Q}_1, \dots, \mathbf{Q}_N)$, is a sum of pairwise helium-helium and electron-helium interactions;²² \mathbf{q} and \mathbf{Q}_j specify the positions of the electron and the helium atoms and N is the number of atoms in the fluid. Helium-helium interactions are described using the Lennard-Jones potential with $\sigma_{\text{He}}=2.556 \text{ \AA}$ and $\epsilon_{\text{He}}=10.22 \text{ K}$; electron-helium interactions are described using the pairwise pseudo-potential

$$U_{\text{e-He}}(r) = \frac{A}{r^4} \left[\frac{B}{(C+r^6)} - 1 \right], \quad (1)$$

where r is the electron-helium distance and, in a.u., $A=0.655$, $B=89\,099$, and $C=12\,608$.

The RPMD equations of motion for this system are¹

$$\begin{aligned} \dot{\mathbf{v}}^{(\alpha)} &= \omega_n^2(\mathbf{q}^{(\alpha+1)} + \mathbf{q}^{(\alpha-1)} - 2\mathbf{q}^{(\alpha)}) \\ &\quad - \frac{1}{m} \nabla_{\mathbf{q}^{(\alpha)}} U(\mathbf{q}^{(\alpha)}, \mathbf{Q}_1, \dots, \mathbf{Q}_N), \\ \dot{\mathbf{V}}_j &= - \frac{1}{nM} \sum_{\alpha=1}^n \nabla_{\mathbf{Q}_j} U(\mathbf{q}^{(\alpha)}, \mathbf{Q}_1, \dots, \mathbf{Q}_N), \end{aligned} \quad (2)$$

where the integer α indexes the ring polymer beads for the electron, such that $\mathbf{q}^{(0)}=\mathbf{q}^{(n)}$. Also, $\mathbf{v}^{(\alpha)}$ and \mathbf{V}_j specify the respective velocities for the ring polymer beads and the classical helium atoms, m and M are the respective electron and helium masses, and $\omega_n=n(\beta\hbar)^{-1}$, where β is the reciprocal temperature. These dynamics preserve the path integral discretization for the Boltzmann distribution,^{28,29}

^{a)}Electronic mail: tfm@caltech.edu. Present address: Arthur Amos Noyes Laboratory of Chemical Physics, California Institute of Technology, Pasadena, CA 91125.

$$P(\{\mathbf{q}^{(\alpha)}\}, \mathbf{Q}_1, \dots, \mathbf{Q}_N) \propto \exp \left\{ -\frac{\beta}{n} \sum_{\alpha=1}^n \left(\frac{1}{2} m \omega_n^2 (\mathbf{q}^{(\alpha)} - \mathbf{q}^{(\alpha-1)})^2 + U(\mathbf{q}^{(\alpha)}, \mathbf{Q}_1, \dots, \mathbf{Q}_N) \right) \right\}, \quad (3)$$

such that in the limit of large n , sampling the RPMD trajectories yields exact equilibrium averages.^{30,31} For example, the imaginary time mean-squared displacement (MSD),³²

$$R^2(\tau) = \langle |\mathbf{q}(\tau) - \mathbf{q}(0)|^2 \rangle, \quad (4)$$

is obtained from the RPMD using

$$R^2(\tau_\alpha) = \langle (\mathbf{q}^{(\alpha)} - \mathbf{q}^{(0)})^2 \rangle_{\text{RP}} = \frac{1}{T_{\text{obs}}} \sum_{s=1}^{T_{\text{obs}}} (\mathbf{q}^{(\alpha)}(s) - \mathbf{q}^{(0)}(s))^2, \quad (5)$$

where $\tau_\alpha = j\beta\hbar/n$ and $\mathbf{q}^{(\alpha)}(t)$ indicates the position of bead α after evolution for time t using Eq. (2). T_{obs} is the total length of the RPMD trajectory, which must be thermostated to be fully ergodic. For the calculation of static quantities, RPMD is equivalent to the path integral molecular dynamics method.^{30,31}

Beyond calculating equilibrium properties, RPMD utilizes the time-displaced statistics to estimate real-time behavior. It has been employed previously as a method to calculate Kubo-transformed correlation functions,^{1,33–36} such as the velocity autocorrelation function to which the mobility of the excess electron and its absorption spectrum can be related,

$$\tilde{c}_{\mathbf{v},\mathbf{v}}(t) = \frac{1}{m^2\beta} \int_0^\beta d\lambda \langle \mathbf{p}(-i\lambda\hbar) \cdot \mathbf{p}(t) \rangle. \quad (6)$$

Here, $\mathbf{p} = -i\hbar\nabla_{\mathbf{q}}$ is the momentum operator for the electron. The RPMD approximation to this correlation function is^{33,34}

$$\tilde{c}_{\mathbf{v},\mathbf{v}}(t) \approx \langle \bar{\mathbf{v}}(0) \cdot \bar{\mathbf{v}}(t) \rangle_{\text{RP}} = \frac{1}{T_{\text{obs}}} \sum_{s=1}^{T_{\text{obs}}} \bar{\mathbf{v}}(s) \cdot \bar{\mathbf{v}}(s+t), \quad (7)$$

where $\bar{\mathbf{v}}(t)$ indicates the bead-averaged momentum for the electron ring polymer that is also evolved according to Eq. (2).

In the current work, we take a somewhat expanded view of the RPMD model, using it to directly simulate the time evolution of a quantum system. For example, rather than calculating the self-diffusion coefficient of the excess electron from the integral of $\tilde{c}_{\mathbf{v},\mathbf{v}}(t)$, we instead simulate the real-time MSD of the electron using

$$R^2(t) \approx \langle (\bar{\mathbf{q}}(t) - \bar{\mathbf{q}}(0))^2 \rangle_{\text{RP}}, \quad (8)$$

where $\bar{\mathbf{q}}(t)$ is the bead-averaged position for the time-evolved electron ring polymer. The RPMD model obeys the classical molecular dynamics relationship³⁷

$$\frac{1}{2} \frac{d}{dt} R^2(t) = \int_0^t dt' \tilde{c}_{\mathbf{v},\mathbf{v}}(t'), \quad (9)$$

so that both approaches yield the same estimate for the self-diffusion coefficient.³⁸ As another example, we note that the RPMD estimate for the thermal rate constant need not be

obtained from the calculation of a time correlation function; an equivalent estimate would be obtained by simply running a long RPMD trajectory and counting the frequency with which the reaction of interest occurs.³⁹

At the heart of these and other robust features of RPMD is the status of the model as a genuine classical dynamics, albeit one that preserves the quantum Boltzmann distribution. RPMD ensures time reversibility, and it exhibits time-translational invariance at equilibrium. It is a model for simulating the real-time evolution of a system, in addition to a means of calculating time correlation functions. RPMD can thus be employed outside of the time correlation function formalism and beyond the linear response regime. In the same way that standard molecular dynamics is used to simulate classical reaction mechanisms and to simulate classical processes far from equilibrium, we propose that RPMD be used to simulate dynamics in systems for which quantum statistical effects play an important role. The centroid molecular dynamics model shares these features and prospects,^{40,41} although it has not, to our knowledge, fully utilized this philosophy.

A. Relating static and real-time correlation functions via analytical continuation

To evaluate the accuracy of RPMD for the dynamics of the solvated electron, we will relate the results of the model dynamics to numerically exact path integral statistics through the use of analytical continuation.^{42,43} This approach is described in Secs. II A and II B.

The dipole autocorrelation function for the solvated electron is

$$C(t) = \langle \mu(t) \cdot \mu(0) \rangle = \frac{1}{Z} \text{Tr}(e^{-\beta\hat{H}} e^{it\hat{H}/\hbar} \mu e^{-it\hat{H}/\hbar} \cdot \mu). \quad (10)$$

Here, $Z = \text{Tr}(e^{-\beta\hat{H}})$ is the canonical partition function, $\mu = -|e|\mathbf{q}$ is the dipole operator, e is the charge of an electron, and $\beta = 1/(k_B T)$ is the reciprocal temperature. The dipole spectral density function, $I(\omega)$, is defined such that

$$I(\omega) = \int_{-\infty}^{\infty} dt e^{i\omega t} C(t) \quad \text{and} \quad C(t) = \frac{1}{2\pi} \int_{-\infty}^{\infty} d\omega e^{-i\omega t} I(\omega). \quad (11)$$

The correlation function $C(t-i\tau)$ is analytic in the strip $0 \leq \tau \leq \beta\hbar$, where t and τ are real numbers. We can thus introduce the imaginary time correlation function $G(\tau) \equiv C(-i\tau)$ such that, by way of analytic continuation, $G(\tau)$ formally contains all of the dynamical information on the real-time axis.⁴²

It follows from Eq. (11) that $G(\tau)$ and $I(\omega)$ are related by a double-sided Laplace transform,

$$G(\tau) = \frac{1}{2\pi} \int_{-\infty}^{\infty} d\omega e^{-\omega\tau} I(\omega). \quad (12)$$

By discretizing $G(\tau)$ in imaginary time, it is then straightforward to show that

$$R^2(\tau) = \frac{2}{e^2}(G(0) - G(\tau)) = \frac{1}{\pi e^2} \int_{-\infty}^{\infty} d\omega I(\omega)(1 - e^{-\omega\tau}), \quad (13)$$

where $R^2(\tau)$ is the MSD of the electron in imaginary time from Eq. (4). Finally, using the detailed balance relation $I(-\omega) = e^{-\beta\hbar\omega}I(\omega)$, we obtain

$$R^2(\tau) = \frac{\hbar c}{4\pi^2 e^2} \int_0^{\infty} d\omega K(\tau, \omega)\sigma(\omega), \quad (14)$$

where c is the speed of light. Here, we have introduced the absorption cross section

$$\sigma(\omega) = \frac{4\pi}{\hbar c} \omega(1 - e^{-\beta\hbar\omega})I(\omega), \quad (15)$$

and

$$K(\omega, \tau) = \frac{\cosh(\beta\hbar\omega/2) - \cosh(\beta\hbar\omega/2 - \tau\omega)}{\omega \sinh(\beta\hbar\omega/2)}. \quad (16)$$

Equations (14)–(16) were previously reported by Gallicchio and Berne.^{26,27}

B. Maximum entropy analytical continuation

The analytical continuation result in Eq. (14) suggests an integral inversion problem that yields real-time dynamics ($\sigma(\omega)$) from purely statistical information ($R^2(\tau)$). However, this inversion is known to be numerically unstable, such that small errors in $R^2(\tau)$ lead to large errors in $\sigma(\omega)$. Nonetheless, the inversion can be performed indirectly with the aid of information theory methods such as the maximum entropy technique.^{43–46} Maximum entropy analytical continuation (MEAC) yields $\sigma(\omega)$ by refining a prior estimate for the spectrum, $\sigma^\circ(\omega)$, against a numerical calculation for $R^2(\tau)$. In the current study, we shall obtain $\sigma^\circ(\omega)$ from the RPMD model, and we shall obtain $R^2(\tau)$ from numerically exact path integral statistics. The degree to which the maximum entropy inversion alters the RPMD prior provides insight to the accuracy of the RPMD model for the excess electron. The idea of using MEAC to correct approximate RPMD correlation functions was recently put forward by Habershon *et al.*,⁴⁷ and MEAC was previously applied to combine centroid molecular dynamics with imaginary time data.⁴⁸ Our implementation of the maximum entropy inversion follows that of Habershon *et al.*⁴⁷ and Gallicchio and Berne,^{26,27} which are in turn based on the prescription provided by Bryan.⁴⁹

In our numerical implementation, $R^2(\tau)$ is known on the discrete set of n points $\{\tau_j\}$, and we wish to solve for $\sigma(\omega)$ on the discrete set of \mathcal{N} points $\{\omega_k\}$. Equation (14) is thus expressed as a matrix equation

$$\mathbf{c} = \mathbf{K}\mathbf{s}, \quad (17)$$

where \mathbf{c} is a column vector with elements $c_j = R^2(\tau_j)$, \mathbf{K} is a rectangular matrix with elements $K_{jk} = K(\tau_j, \omega_k)$, \mathbf{s} is a column matrix with elements $s_k = \sigma(\omega_k)\Delta\omega_k$, and $\Delta\omega_k$ is a quadrature weight. The maximum entropy approach does not

seek to directly invert this equation but rather to maximize the scoring function

$$Q(\mathbf{s}; \alpha) = \alpha S(\mathbf{s}) - \chi^2(\mathbf{s})/2 \quad (18)$$

with respect to the elements of \mathbf{s} . In this equation, $\chi^2(\mathbf{s})$ is a measure of the degree to which \mathbf{s} fits the imaginary time data, $S(\mathbf{s})$ is a measure of the degree to which \mathbf{s} deviates from an initial guess for the solution, and α is a parameter that tunes the relative influence of these measures during maximization.

Specifically,

$$\chi^2(\mathbf{s}) = (\mathbf{c} - \mathbf{K}\mathbf{s})^T \mathbf{C}^{-1} (\mathbf{c} - \mathbf{K}\mathbf{s}), \quad (19)$$

where \mathbf{C} is the covariance matrix,

$$C_{ij} = \frac{1}{\mathcal{M}(\mathcal{M} + 1)} \sum_{k=1}^{\mathcal{M}} (\langle c_i \rangle - c_i^{(k)}) (\langle c_j \rangle - c_j^{(k)}), \quad (20)$$

and \mathcal{M} is the number of statistically independent measurements of the imaginary time correlation function $R^2(\tau_j)$ obtained during the equilibrium sampling of the quantum Boltzmann distribution.

Given a prior model for the spectrum $\sigma^\circ(\omega_k)$, we can define the information entropy

$$S(\mathbf{s}) = \sum_{k=1}^{\mathcal{N}} \left[s_k - s_k^\circ - s_k \ln \frac{s_k}{s_k^\circ} \right], \quad (21)$$

where $s_k^\circ = \sigma^\circ(\omega_k)\Delta\omega_k$. To obtain the RPMD prior spectrum $\sigma^\circ(\omega)$, we note that absorption cross section satisfies

$$\sigma(\omega) = \frac{4\pi e^2 \beta}{c} \hat{c}_{\mathbf{v},\mathbf{v}}(\omega), \quad (22)$$

where $\hat{c}_{\mathbf{v},\mathbf{v}}(\omega)$ is the Fourier transform of the Kubo-transformed velocity autocorrelation function. The RPMD model for the time correlation in Eq. (7) thus yields

$$\sigma^\circ(\omega) = \frac{4\pi e^2 \beta}{c} \int_{-\infty}^{\infty} dt e^{i\omega t} \hat{c}_{\mathbf{v},\mathbf{v}}(t). \quad (23)$$

Finally, the parameter α in Eq. (18) was obtained using the L-curve method.^{50,51} In this method, $Q(\mathbf{s}; \alpha)$ is maximized for a series of α . For each value of α , the quantity $\ln[\chi^2(\mathbf{s})]$ is plotted against $\ln[-S(\mathbf{s})]$, and the resulting curve exhibits a characteristic “L” shape. The bend in this curve marks the transition from a regime in which deviations from the prior model are rewarded with substantial improvements in the degree to which the solution fits the imaginary time data to a regime in which further deviations from the prior model yield smaller improvements in the fit of the imaginary time data. Results are reported at the value of α that coincides with this transition (i.e., the point of maximum curvature in the L-curve).

We emphasize that analytical continuation can only provide a quality check for the short-time RPMD dynamics because it offers little information about timescales that exceed $\beta\hbar$. This well known limitation of analytical continuation can be illustrated by considering the degree to which differ-

ent dynamical timescales are weighted by the kernel $K(\omega, \tau)$ in Eq. (14). For $0 < \tau < \beta\hbar$ and $t > 0$, the inverse Fourier transform of the kernel is

$$\begin{aligned}\hat{K}(t, \tau) &= \int_{-\infty}^{\infty} d\omega e^{-i\omega t} K(\omega, \tau) \\ &= 2 \sum_{j=1}^{\infty} \left(1 - \cos\left(\frac{2\pi j \tau}{\beta\hbar}\right) \right) \exp\left(-\frac{2\pi j t}{\beta\hbar}\right) / j.\end{aligned}\quad (24)$$

This result, which is obtained by straightforward contour integration after observing that the $K(\omega, \tau)$ exhibits a string of simple poles for purely imaginary values of ω , shows that the degree to which the kernel reports on large t vanishes exponentially. For each value of t , the largest contribution to $\hat{K}(t, \tau)$ occurs at $\tau = \beta\hbar/2$, where we obtain the closed form expression

$$\hat{K}(t, \beta\hbar/2) = 2 \ln \left[\coth\left(\frac{\pi t}{\beta\hbar}\right) \right]. \quad (25)$$

This expression decays exponentially at long times with a rate of $\beta\hbar/(2\pi)$. The same rate for exponential decay was reported by Habershon *et al.*⁴⁷ for analytical continuation involving a different kernel.

C. Simulation details

All simulations are performed using $N=1000$ classical helium atoms in a cubic simulation cell with periodic boundary conditions. The electron is represented using $n=1024$ ring polymer beads. The simulation temperature is 309 K, and the helium fluid is studied at reduced densities of $\rho^*=0.1, 0.3, 0.5, 0.7$, and 0.9. The values of n and N that we employ are slightly larger than the values used in previous path integral Monte Carlo simulations of this system under the same conditions.^{22,26,27} Convergence with respect to the parameter n was tested in Ref. 22. The classical limit for the dynamics of the electron is obtained by setting $n=1$.

RPMD trajectories are performed by integrating Eq. (2). Because of the range of timescales in the problem, some care is needed to do this integration efficiently. The multiple time-stepping (MTS) algorithm is employed to overcome the large difference in timescale for the electronic and helium degrees of freedom.^{52,53} In all simulations, the classical helium atoms are evolved with a timestep of 0.32 fs; during each of these nuclear timesteps, the coordinates and forces of the ring polymer for the electron are updated 170 times. As in previous RPMD simulations, each timestep for the electron ring polymer involves coordinate updates due to (1) forces from the physical potential $(-\nabla_{\mathbf{q}^{(k)}} U(\mathbf{q}^{(k)}, \overline{\mathbf{Q}}_1, \dots, \overline{\mathbf{Q}}_N))$ and (2) the exact evolution of the purely harmonic portion of the ring polymer potential. The combined integration scheme is time reversible and symplectic.⁵⁴

All interactions are truncated at a cutoff distance of $2.5\sigma_{\text{He}}$. Because of our MTS integration scheme, the primary computational expense arises from electron-helium force evaluations. However, these force evaluations are easily parallelized to yield a considerable (~ 20 -fold) speedup in the wall-clock time needed for the simulations.

Prior to performing the recorded RPMD trajectories, the system is equilibrated at each density as follows. First, the helium fluid is equilibrated in the absence of the excess electron using a long, thermostated molecular dynamics trajectory at 309 K. Then, the electron ring polymer is inserted into the equilibrated configuration of the helium fluid, and the combined system is run for 200 RPMD trajectories of length 380 fs. Between trajectories, the position coordinates for the system are not changed, but the momenta are resampled from the Maxwell-Boltzmann distribution. These equilibration RPMD trajectories are discarded.

The recorded RPMD trajectories are continued from the end of the equilibration trajectories. At each density, we perform 30 recorded trajectories of length 7.66 ps. Each recorded trajectory includes $n_t=24\,000$ MTS integration timesteps. As before, the momentum coordinates are resampled between trajectories. Equations (20), (7), (8), and (5) are employed during these recorded trajectories to sample the quantities of interest.

The RPMD results for $R^2(\tau)$, C_{ij} , and $\sigma^\circ(\omega)$ provide the input to the MEAC calculation. The imaginary time correlation function $R^2(\tau)$ is known on the discrete set of points $\{\tau_j\}$, where $\tau_j = (j/n)\beta\hbar$ and $j=1, 2, \dots, n$. Likewise, the covariance matrix C_{ij} for the imaginary time correlation function is obtained on $i, j=1, 2, \dots, n$. Using Eq. (23), the RPMD prior spectrum $\sigma^\circ(\omega)$ is obtained by Fourier transforming the RPMD velocity autocorrelation function $\tilde{c}_{\mathbf{v},\mathbf{v}}(t)$ on the discrete set of points $\{\omega_k\}$, where $\omega_k = (k/\mathcal{N})\omega_{\text{max}}$, $\hbar\omega_{\text{max}} = 6.25$ eV, $k=0, 1, \dots, \mathcal{N}$, and $\mathcal{N} = n_t/2$.

Unphysical noise can be eliminated from a spectrum by damping the corresponding time correlation function at large times before performing the discrete Fourier transform. Thus, in preparing $\sigma^\circ(\omega)$ for the MEAC calculation, we damp $\tilde{c}_{\mathbf{v},\mathbf{v}}(t)$ at times greater than t_d using the weighting function

$$w(t) = \exp[-(t - t_d)^2 / (2(\beta\hbar)^2)], \quad (26)$$

where $t_d = 2\beta\hbar \approx 50$ fs for $\rho^*=0.1$ and $t_d = \beta\hbar \approx 25$ fs for $\rho^*=0.3-0.9$. The MEAC calculations were also performed using larger values of t_d to confirm that our conclusions are independent of this parameter.

III. RESULTS AND DISCUSSION

A. Dynamics on short timescales

Figure 1(a) shows the imaginary time correlation function $R^2(\tau)$ that is sampled during the RPMD trajectories at various densities using Eq. (5). These numerically exact results are equivalent to previously reported path integral Monte Carlo simulations for the system considered here,^{22,26,27} and they illustrate the finite-temperature manifestation of Anderson localization for an excess electron in a disordered medium.^{55,56}

For a given solvent configuration, the electron energy eigenfunctions are either spatially extended, in which they percolate across the periodic simulation cell, or they are spatially localized within the cell.²³ The relative stability of extended versus localized wave functions hinges on a quantum mechanical balance between the penalty for delocalizing the

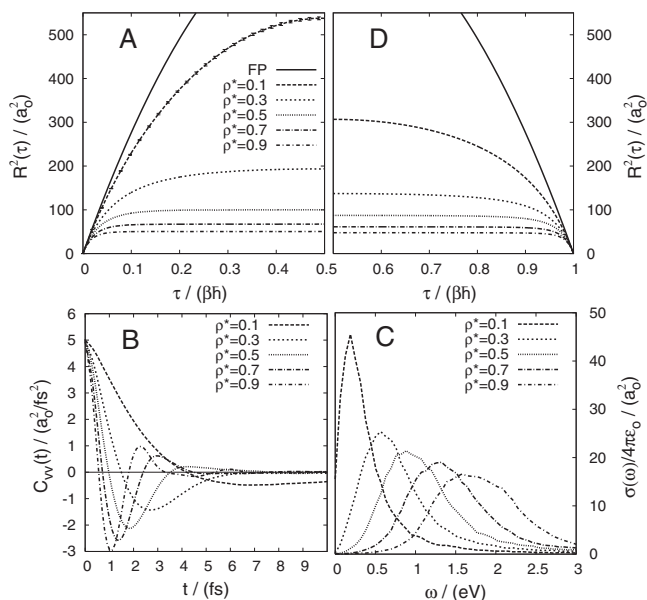


FIG. 1. Data from the RPMD simulations of the excess electron in helium at various densities. (a) Numerically exact imaginary time correlation functions $R^2(\tau)$. (b) RPMD velocity autocorrelation functions $\tilde{c}_{v,v}(t)$. (c) RPMD prior spectra $\sigma^o(\omega)$. (d) RPMD prior estimates for the imaginary time correlation functions, which are obtained by inserting the $\sigma^o(\omega)$ into Eq. (14). The imaginary time correlation functions in parts A and D are symmetric about $\tau = \beta\hbar/2$. The unit a_0 indicates the Bohr radius.

electron wave function in a quasidisordered medium and the penalty for creating a solvent cavity that is large enough to confine the localized electron.⁵⁶ This balance shifts as a function of fluid density.

Since $R^2(\beta\hbar/2)$ is a measure of the spatial extent of the excess electron, the trend of increased localization with increasing fluid density is clearly seen in Fig. 1(a). For $\rho^* = 0.1$, the environment of the electron is only weakly perturbed from that of a free particle. The fluid assumes configurations in which thermally accessible electron eigenstates are delocalized, giving rise to an imaginary time correlation function that approaches the free particle result,

$$R_{\text{free}}^2(\tau) = 3\lambda^2\tau(\beta\hbar - \tau)/(\beta\hbar)^2, \quad (27)$$

where $\lambda = (\hbar^2\beta/m)^{1/2}$ is the thermal wavelength of the electron. As ρ^* increases, the atoms in the fluid create a more densely disordered environment that destabilizes spatial coherence in the electron eigenfunctions. The fraction of thermally accessible solvent configurations with thermally accessible delocalized electronic states diminishes, and the system experiences a thermodynamic driving force to localize the electron in a solvent cavity, i.e., to form a polaron.

Figure 1(b) shows the velocity autocorrelation functions $\tilde{c}_{v,v}(t)$ that are obtained from direct RPMD simulations of the excess electron using Eq. (7). Like the imaginary time correlation functions, these real-time correlation functions depend strongly on the solvent density. For $\rho^* = 0.1$, $\tilde{c}_{v,v}(t)$ decays relatively slowly and exhibits only a weak rebound due to collisions with the dilute solvent environment. However, with increasing helium density, the ballistic motion of the electron in the RPMD model decays much more rapidly. The timescale for the first collisional rebound of the electron [i.e., the first minima of $\tilde{c}_{v,v}(t)$] decreases from 7 fs at $\rho^* = 0.1$ to

1 fs at $\rho^* = 0.9$. Furthermore, as the density approaches $\rho^* = 0.9$, we see the emergence of multiple peaks in the correlation function, or “rattling” of the excess electron in its solvent cage.

In Fig. 1(c), we report the RPMD estimates for the absorption cross section of the solvated electron $\sigma^o(\omega)$, which are obtained from the $\tilde{c}_{v,v}(t)$ using Eq. (23). With increasing helium density, the absorption peak is shifted to higher frequency, indicating an increasing energy gap between the ground-state and lowest-energy excited states of the electron. Greater solvent density also broadens the spectra and elongates the high-frequency spectral tail. All of these features are consistent with previous reports using the RISM-polaron theory for the excess electron in an adiabatic hard-sphere fluid⁵⁷ and using numerical analytical continuation calculations for the system considered here.^{26,27} The only qualitative difference between the RPMD absorption cross sections in Fig. 1(c) and those of previous theoretical studies^{27,57} occurs in the low-density regime, at $\rho^* = 0.1$. The RPMD model predicts a maximum in the absorption cross section at finite frequency, whereas previous calculations have found that the low-density spectrum decays monotonically from a maximum at $\omega = 0$.

Equation (14) shows that the imaginary time correlation function places a constraint on the dynamics of the solvated electron. The accuracy of the RPMD model is thus indicated by the degree to which it violates this dynamical constraint. In Fig. 1(d), we plot the RPMD prior estimate for the imaginary time correlation function, which is obtained by inserting $\sigma^o(\omega)$ into the right-hand side of Eq. (14). If RPMD provided an exact description of the solvated electron dynamics, then Fig. 1(d) would precisely mirror the exact imaginary time correlation functions in Fig. 1(a). In the high-density regime, this is very nearly the case; the RPMD model dynamics are consistent with the imaginary time data for $\rho^* \geq 0.5$. However, at $\rho^* = 0.1$, and to a lesser extent at $\rho^* = 0.3$, the RPMD estimate deviates substantially from the exact result. In this low-density regime, the RPMD prior spectrum $\sigma^o(\omega)$ corresponds to the dynamics of a model electron that is more localized than the actual solvated electron.

Since the imaginary time correlation function can be written in the basis of electronic eigenstates as follows,

$$R^2(\tau_k) = \frac{2}{Z} \sum_{n,m} e^{-\beta E_n} |\langle n|\mathbf{q}|m\rangle|^2 (1 - e^{-\tau(E_m - E_n)\hbar}), \quad (28)$$

we see that the changes in the value of this function with τ arise from the accessibility of excited electronic states. At low helium densities, the fact that the imaginary time correlation function for the RPMD prior model [Fig. 1(d)] plateaus at smaller values of $(\tau/\beta\hbar)(1 - \tau/\beta\hbar)$ than the numerically exact result [Fig. 1(a)] suggests that the RPMD model underestimates the role of these excited states in the dynamics of the electron. By the same argument, the dominance of the electronic ground state in the dynamics at higher helium densities is correctly captured by the RPMD model.

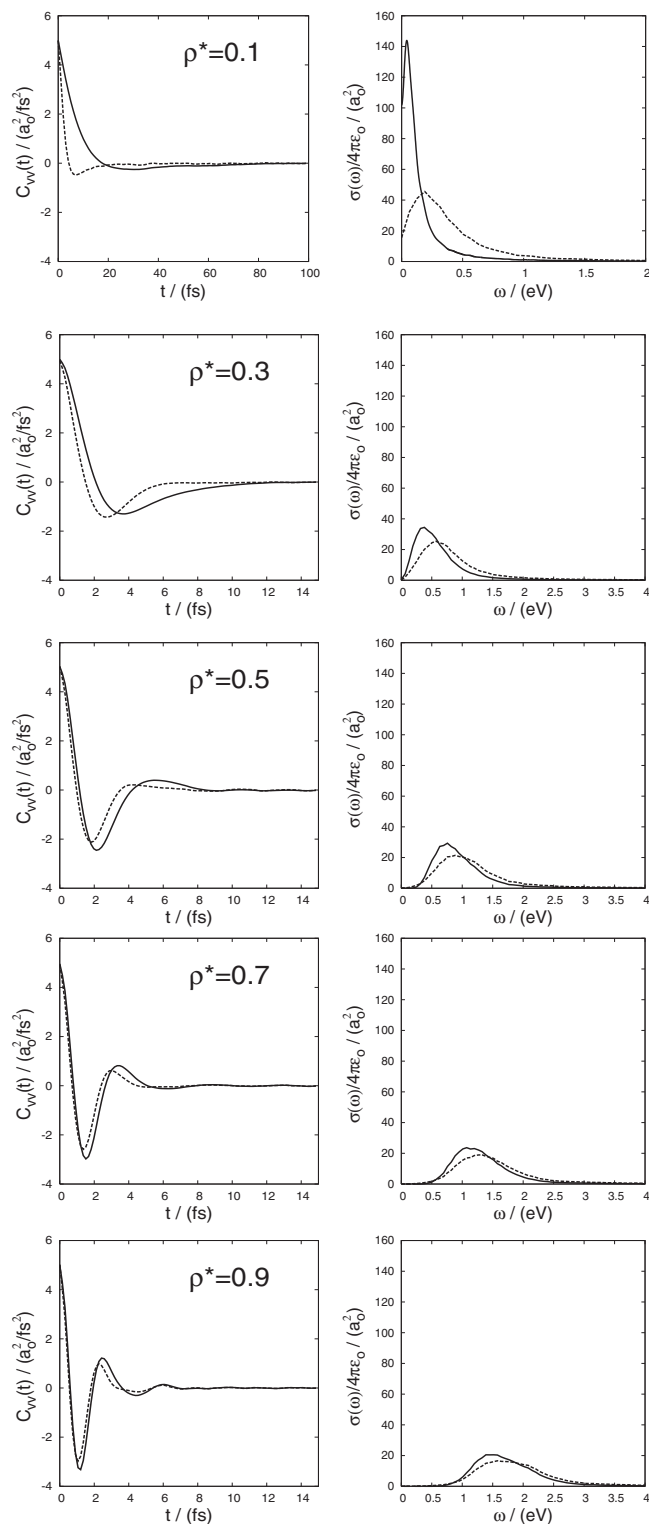


FIG. 2. The MEAC correction to the RPMD model at various densities. The left column presents the RPMD (dashed) and MEAC-corrected RPMD (solid) velocity autocorrelation functions for the electron. The right column presents the corresponding absorption cross sections.

Equation (14) can also be used to obtain a correction to the RPMD prior spectrum $\sigma^\circ(\omega)$. We employ the MEAC technique to numerically invert Eq. (14), using $\sigma^\circ(\omega)$ as an initial guess for the solution $\sigma(\omega)$. As was explained in Sec. II B, this approach alters the RPMD prior spectrum to yield a solution that reproduces the imaginary time correlation functions in Fig. 1(a) to within statistical certainty.

Figure 2 presents the MEAC correction to the RPMD model at each density. The dashed lines in the left column show the RPMD correlation functions $\tilde{c}_{v,v}(t)$, and the dashed lines in the right column show the RPMD prior spectra $\sigma^\circ(\omega)$. These results are unchanged from Figs. 1(b) and 1(c), respectively. The solid lines in Fig. 2 show the MEAC correction to the RPMD results.

Both columns of Fig. 2 illustrate that the MEAC procedure alters the RPMD model less with increasing helium density. This correction generally narrows, redshifts, and intensifies the absorption band for the RPMD prior. For $\rho^*=0.1$, the MEAC correction is most dramatic, causing a substantial increase in the absorption intensity and a shift in the absorption peak to nearly $\omega=0$. This result again suggests that the RPMD model underestimates the role of low-lying electronic excited states in the dynamics of the electron at low solvent densities. For $\rho^*>0.3$, the MEAC correction is much reduced, and it no longer changes the qualitative features of the RPMD prior. Indeed, for $\rho^*=0.7$ and 0.9 , the RPMD time correlation function and the MEAC-corrected results are very similar.

For comparison, Fig. 3 presents the velocity autocorrelation functions for the excess electron from classical molecular dynamics (i.e., one-bead RPMD), and it shows the degree to which the MEAC procedure corrects the classical versus the RPMD correlation functions. The MEAC correction to the classical result is obtained in exactly the same fashion as the MEAC correction to the RPMD result, except that the classical velocity autocorrelation function is used in Eq. (23) to obtain the prior spectrum.

For $\rho^*=0.1$, we see in Fig. 3 that the RPMD correlation function (dashed line) differs significantly from the classical result (short-dashed line). However, the MEAC corrections to the RPMD and classical correlation functions (solid and dotted lines, respectively) are in close agreement and indicate little, if any, collisional rebound. These MEAC-corrected results are reasonable, given that a simple exponential decay for the velocity autocorrelation function is expected in the low-density limit, where the timescale for the decay depends on the details of the collisions between the electron and the solvent atoms. For $\rho^*=0$, the electron is a free particle and both the classical and RPMD models for the velocity autocorrelation function are exact.

For $\rho^*=0.5$ and 0.9 , Fig. 3 shows that the MEAC correction is smaller for the RPMD correlation functions than for the corresponding classical results, which suggests that RPMD is more accurate than classical dynamics at high fluid densities. We also note that the relatively large MEAC correction to the classical correlation functions in Fig. 3 indicates that Eq. (14) places a significant constraint on the real-time dynamics, even at high densities.

The MEAC-corrected results in Figs. 2 and 3 can be compared with previous MEAC studies for the same system.^{26,27} The primary way in which our calculations differ from this earlier work is in the choice of prior spectrum for the maximum entropy inversion; we use the RPMD (or classical) model to obtain the prior spectrum, whereas Ref. 26 employed a flat prior spectrum and Ref. 27 employed a prior spectrum that is based on sum rule constraints on the imagi-

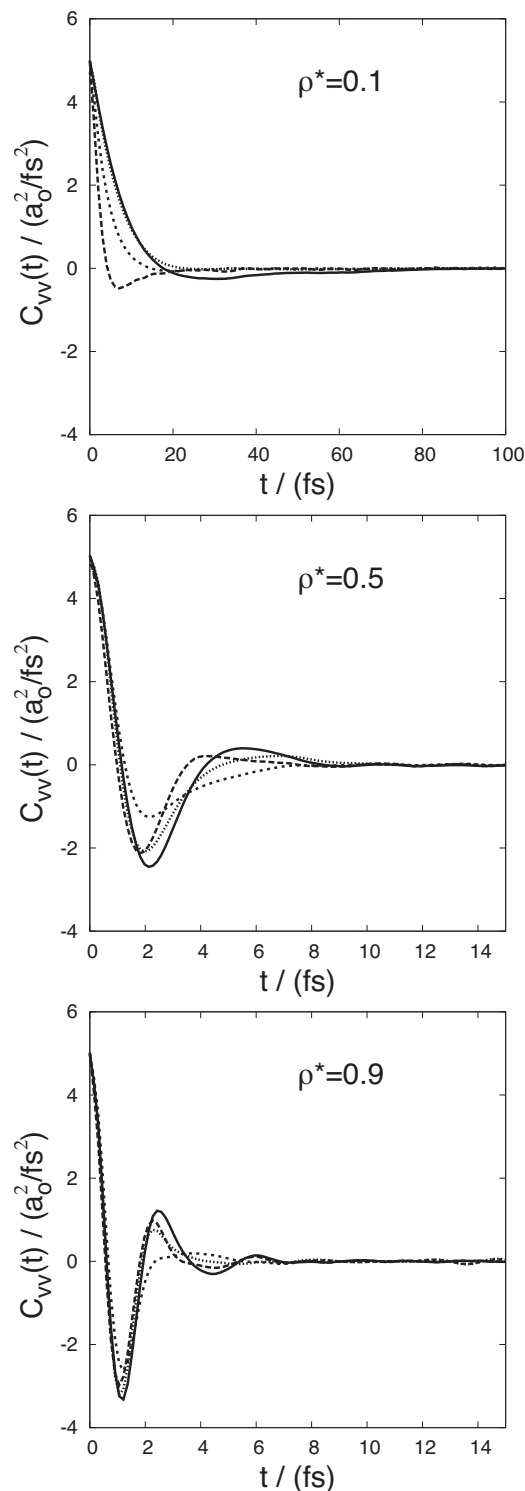


FIG. 3. Comparison of the MEAC correction to the classical and RPMD velocity autocorrelation functions at various densities. The RPMD (dashed) and MEAC-corrected RPMD (solid) velocity autocorrelation functions for the electron are displayed as in Fig. 2. Also included are the classical (short dashed) and MEAC-corrected classical (dotted) velocity autocorrelation functions for the electron.

nary time correlation function. Differences in the results of these three studies illustrate that, given the finite statistical error in the calculation of the imaginary time correlation function, the maximum entropy inversion of Eq. (14) is unable to fully overcome different choices for the prior spectrum. Nonetheless, we find that the MEAC technique is a

useful means of testing the short timescale description of simple dynamical models such as RPMD.

It is not surprising that the RPMD model is more reliable at high fluid densities than at low fluid densities. At low fluid densities, where the electron achieves high mobility via thermal access to extended electronic states, the dynamics of the electron is a coherent scattering problem that is beyond the realm of applicability for the simple RPMD model. At higher densities, the dynamics of the electron is almost entirely ground state dominated and governed by the electronically adiabatic diffusion of the solvent-electron polaron; RPMD is accurate because it exactly describes both the structural (i.e., static) features of the localized electron and the classical dynamics of the helium solvent. We are encouraged that the MEAC correction to the RPMD model is minor for the densities of typical liquids.

B. Dynamics on long timescales

The left column of Fig. 4 presents the real-time MSD [Eq. (8)] for the electron using the RPMD model (dashed lines) for times up to 200 fs. For comparison, we also include the MSD for the atoms in the helium solvent (solid line), and at higher densities, we plot the linear fit to the RPMD curve at $t=25$ fs (i.e., $t=\beta\hbar$). It is clear, especially at higher densities, that the dynamics of the electron does not reach the diffusive regime on the timescale of $\beta\hbar$. The MSD curves continue to deviate from linear behavior for many times this thermal timescale. This is at first surprising since the RPMD velocity autocorrelation functions appear to decay quickly in Fig. 2, but the apparent contradiction simply illustrates that the self-diffusion of the electron is coupled to the slower dynamics of the solvent atoms. This is easily understood in the high-density limit, where the delocalized states of the electron are thermally inaccessible from the strongly localized ground state and the mobility of the electron arises almost exclusively from the nonadiabatic diffusion of the solvent-electron polaron. In this limit, the mobility of the electron would approach exactly zero if the solvent were fixed,⁵⁷ so any observed diffusion of the electron must be coupled to movements in the solvent environment. For all $\rho^* > 0.5$, the left column of Fig. 4 suggests that coupling of the electronic and solvent dynamics plays an important role. The rapid decay of the velocity autocorrelation functions in Fig. 2 is thus a graphical illusion; as is required by the mathematical equality in Eq. (9), integration of the long-time tail reveals its nonzero contribution to the slope of the MSD.

The importance of dynamical timescales that are slow in comparison to $\beta\hbar$ also deserves commentary from a methodological perspective. As we have already pointed out in connection to Eq. (25), the MEAC technique contains exponentially little information about dynamics on these long timescales, which explains why previous theoretical studies of the solvated electron have not observed the slow onset of diffusive behavior.^{26,27} Furthermore, the role of long-timescale dynamics underscores an advantage of methods that preserve the quantum Boltzmann distribution, such as RPMD or centroid molecular dynamics. For methods that do not exhibit this property,¹²⁻¹⁹ conclusions about the coupled

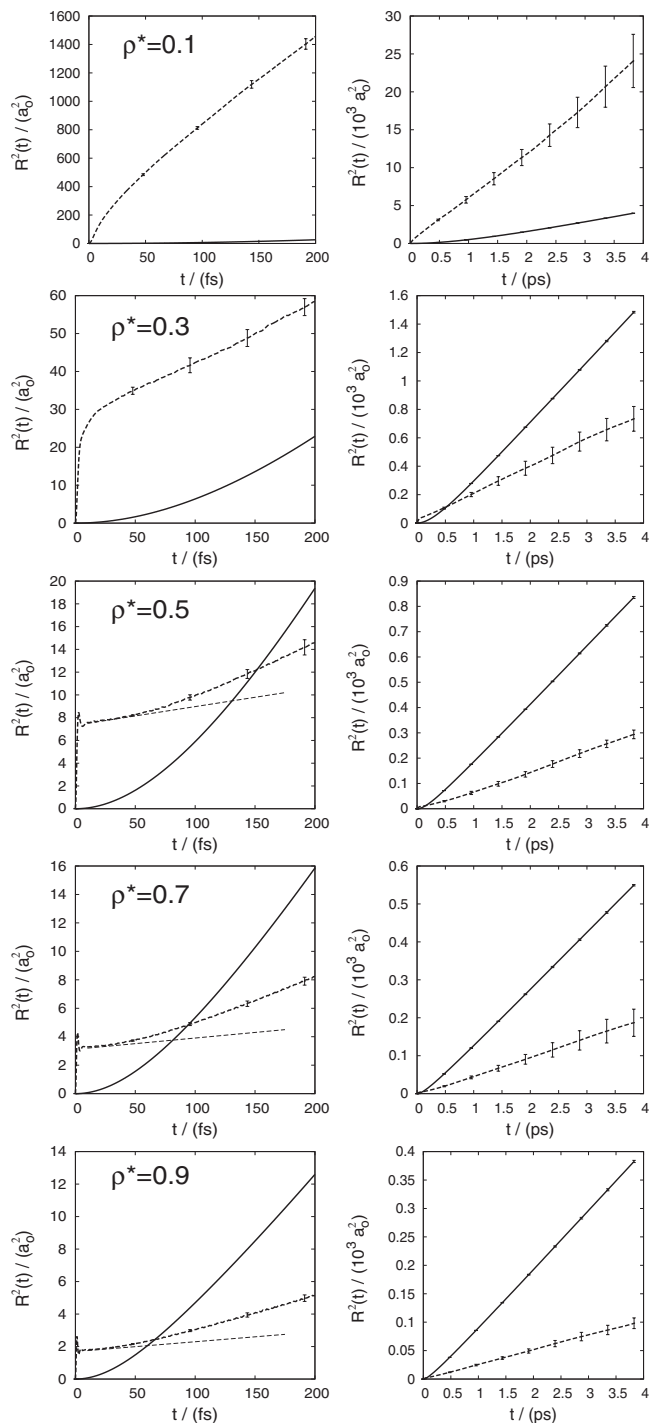


FIG. 4. The RPMD MSDs for the electron (dashed) and the solvent helium atoms (solid) at various densities. Results are presented for both short timescales (left column) and long timescales (right column).

dynamics of the electron and solvent may be obscured by the gradual breakdown of the statistical description with time.⁵⁸

The right column of Fig. 4 presents the RPMD results for the electron MSD on the timescale of picoseconds (i.e., up to $\approx 150\beta\hbar$). Again, we include the solvent MSD for comparison. The straight lines in the left column of Fig. 4 indicate that both the electron and the solvent have reached the diffusive regime. The slope of the dashed line can be used to obtain the self-diffusion coefficient for the RPMD model of the electron dynamics,

TABLE I. Self-diffusion coefficients (all self-diffusion coefficients are reported in units of a_0^2/fs ; the uncertainty in the final digit is indicated in parentheses) for the electron and the solvent helium atoms and the radius of the solvated electron (the radius of the quantized electron, R_{RP} , is reported in σ_{He} ; the radius of the electron in the classical model is $R_{\text{cl}}=0.85\sigma_{\text{He}}$, and the radius of the solvent helium atoms is $0.5\sigma_{\text{He}}$; see text for details) at various densities.

ρ^*	D_{RP}	D_{cl}	D_{He}	R_{RP}
0.1	1.1(3)	6.6(3)	0.207(5)	3.69
0.3	0.032(5)	0.53(3)	0.0702(6)	2.71
0.5	0.014(2)	0.056(3)	0.0391(6)	2.26
0.7	0.0085(9)	0.022(1)	0.0256(5)	2.03
0.9	0.0043(5)	0.0119(6)	0.0176(3)	1.87

$$D_{\text{RP}} = \frac{1}{6} \lim_{t \rightarrow \infty} \frac{d}{dt} R^2(t). \quad (29)$$

Equation (9) ensures that this expression for D_{RP} is equivalent to evaluating the integral of the RPMD velocity autocorrelation functions.

In Table I, we report the RPMD electron self-diffusion coefficient D_{RP} and the helium solvent diffusion coefficients D_{He} . Also included is the self-diffusion coefficient D_{cl} for the electron obtain from classical molecular dynamics simulations.⁵⁹ Each is obtained from a linear least-squares fit of the corresponding MSD curve between 1 and 3.7 ps. Although both the classical^{60,61} and the RPMD^{33,34} self-diffusion coefficients are subject to a hydrodynamic system size effect, it is not likely to alter our conclusions here.⁶² Also in Table I, we include an estimate for the radius of the excess electron at the various solvent densities. The size of the repulsive core for the electron is obtained by evaluating the distance at which the electron-helium interaction potential in Eq. (1) first goes to zero, namely, $R_0 = (B - C)^{1/6} \approx 1.35\sigma_{\text{He}}$. The effective radius of the classical model for the electron is thus $R_{\text{cl}} = R_0 - 0.5\sigma_{\text{He}} \approx 0.85\sigma_{\text{He}}$. In the RPMD model for the electron, the quantum dispersion of the electron swells its size by an amount that can be estimated from the radius of gyration of the ring polymer, such that $R_{\text{RP}} = R_{\text{cl}} + R_g$, where

$$R_g^2 = \left\langle \frac{1}{n} \sum_{\alpha=1}^n (\mathbf{q}^{(\alpha)} - \bar{\mathbf{q}})^2 \right\rangle_{\text{RP}}. \quad (30)$$

Comparison of D_{RP} and D_{cl} in Table I shows that the RPMD model predicts that quantum effects substantially decrease the mobility of the excess electron. This result, which is most certain at high fluid densities (see Fig. 2), is different from the quantum effect on self-diffusion found in more weakly quantum mechanical systems such as bulk liquid water.^{34,63} In a weakly quantum mechanical system, quantum dispersion softens the interaction potentials without greatly affecting the structure of the system or the mechanism of diffusion; the result is an enhanced rate of self-diffusion. The highly quantized excess electron, however, presents a much larger collisional cross section to the fluid atoms than does the corresponding classical model, resulting in greater drag and a lower self-diffusion coefficient.

IV. CONCLUSIONS

We have used RPMD to simulate the diffusion of an excess electron in supercritical helium at various densities. The RPMD model uses imaginary time path integrals to represent both the electron and the solvent atoms in the position basis, and it prescribes a classical molecular dynamics that rigorously samples the quantum Boltzmann distribution. In addition to conveniently placing the electronic and solvent degrees of freedom on the same dynamical footing, the RPMD model can be used to run long trajectories and to study the coupling of different dynamical timescales.

With the aid of analytical continuation relationships, we have tested the dynamics of the RPMD model against numerically exact static correlation functions [Figs. 1(a) and 1(d)]. These tests, which are most stringent for timescales shorter than $\beta\hbar$, suggest that RPMD is increasingly accurate as the solvent density increases. Indeed, for $\rho^* > 0.5$, the dynamics convincingly satisfies the analytical continuation constraint. This result is encouraging for the prospect of using RPMD to study an excess electron in liquid water. A simple estimate based on the peaks in the oxygen-oxygen radial distribution for ambient water reveals that the liquid has an effective reduced density of $\rho^* \approx 0.5-0.9$, a regime in which we find the RPMD model to be reliable.

Finally, by running RPMD trajectories on the timescale of picoseconds, we have been able to fully bridge the timescales of the electronic and the solvent atom dynamics. In doing so, we find that these timescales become coupled as the electron localizes with increased solvent density. This fundamental example of complex dynamics is conveniently probed using the RPMD model, and it is clear that RPMD can be similarly employed to study the coupled dynamics of quantum mechanical and classical mechanical motions in other contexts.

ACKNOWLEDGMENTS

The author sincerely thanks David Chandler, David Manolopoulos, and Bill Miller for helpful conversations. This work was supported by the Director, Office of Science, Office of Basic Energy Sciences, Chemical Sciences, Geosciences, and Biosciences Division, U.S. Department of Energy under Contract No. DE-AC02-05CH11231. Supercomputing resources were provided by NERSC.

- ¹I. R. Craig and D. E. Manolopoulos, *J. Chem. Phys.* **121**, 3368 (2004).
- ²B. J. Braams and D. E. Manolopoulos, *J. Chem. Phys.* **125**, 124105 (2006).
- ³J. Cao and G. A. Voth, *J. Chem. Phys.* **100**, 5106 (1994).
- ⁴S. Jang and G. A. Voth, *J. Chem. Phys.* **111**, 2371 (1999).
- ⁵A. D. McLachlan, *Mol. Phys.* **8**, 39 (1964).
- ⁶H. D. Meyer and W. H. Miller, *J. Chem. Phys.* **72**, 2272 (1980).
- ⁷J. C. Tully, *J. Chem. Phys.* **93**, 1061 (1990).
- ⁸J. C. Tully, *Faraday Discuss.* **110**, 407 (1998).
- ⁹S. Nielsen, R. Kapral, and G. Ciccotti, *J. Chem. Phys.* **115**, 5805 (2001).
- ¹⁰P. V. Parandekar and J. C. Tully, *J. Chem. Phys.* **122**, 094102 (2005).
- ¹¹J. R. Schmidt, P. V. Parandekar, and J. C. Tully, *J. Chem. Phys.* **129**, 044104 (2008).
- ¹²H. Wang, X. Sun, and W. H. Miller, *J. Chem. Phys.* **108**, 9726 (1998).
- ¹³X. Sun, H. Wang, and W. H. Miller, *J. Chem. Phys.* **109**, 7064 (1998).
- ¹⁴R. Hernandez and G. A. Voth, *Chem. Phys.* **233**, 243 (1998).
- ¹⁵J. Shao and N. Makri, *J. Phys. Chem. A* **103**, 7753 (1999).
- ¹⁶J. Shao and N. Makri, *J. Phys. Chem. A* **103**, 9479 (1999).

- ¹⁷Q. Shi and E. Geva, *J. Phys. Chem. A* **107**, 9059 (2003).
- ¹⁸J. A. Poulsen, G. Nyman, and P. J. Rossky, *J. Chem. Phys.* **119**, 12179 (2003).
- ¹⁹J. Liu and W. H. Miller, *J. Chem. Phys.* **127**, 114506 (2007).
- ²⁰J. O. Hirschfelder, C. F. Curtiss, and R. B. Bird, *Molecular Theory of Gases and Liquids* (Wiley, New York, 1954).
- ²¹N. R. Kestner, J. Jortner, M. H. Cohen, and S. A. Rice, *Phys. Rev.* **140**, A56 (1965).
- ²²D. F. Coker, B. J. Berne, and D. Thirumalai, *J. Chem. Phys.* **86**, 5689 (1987).
- ²³D. F. Coker and B. J. Berne, *J. Chem. Phys.* **89**, 2128 (1988).
- ²⁴B. Space and D. F. Coker, *J. Chem. Phys.* **94**, 1976 (1991).
- ²⁵B. Space and D. F. Coker, *J. Chem. Phys.* **96**, 652 (1992).
- ²⁶E. Gallicchio and B. J. Berne, *J. Chem. Phys.* **101**, 9909 (1994).
- ²⁷E. Gallicchio and B. J. Berne, *J. Chem. Phys.* **105**, 7064 (1996).
- ²⁸R. P. Feynman and A. R. Hibbs, *Quantum Mechanics and Path Integrals* (McGraw-Hill, New York, 1965).
- ²⁹D. Chandler and P. G. Wolynes, *J. Chem. Phys.* **74**, 4078 (1981).
- ³⁰M. Parrinello and A. Rahman, *J. Chem. Phys.* **80**, 860 (1984).
- ³¹B. De Raedt, M. Sprik, and M. L. Klein, *J. Chem. Phys.* **80**, 5719 (1984).
- ³²D. Chandler, in *Liquids, Freezing and Glass Transition*, edited by D. Levesque, J. P. Hansen, and J. Zinn-Justin (Elsevier, New York, 1990).
- ³³T. F. Miller III and D. E. Manolopoulos, *J. Chem. Phys.* **122**, 184503 (2005).
- ³⁴T. F. Miller III and D. E. Manolopoulos, *J. Chem. Phys.* **123**, 154504 (2005).
- ³⁵I. R. Craig and D. E. Manolopoulos, *J. Chem. Phys.* **122**, 084106 (2005).
- ³⁶I. R. Craig and D. E. Manolopoulos, *J. Chem. Phys.* **123**, 034102 (2005).
- ³⁷M. P. Allen and D. J. Tildesley, *Computer Simulation of Liquids* (Oxford University Press, Oxford, 1987).
- ³⁸Centroid molecular dynamics has also been employed with the Einstein relationship to obtain the diffusion coefficient. See, for example, J. Lobaugh and G. A. Voth, *J. Chem. Phys.* **106**, 2400 (1997); F. Paesani, W. Zhang, D. A. Case, T. E. Cheatham III, and G. A. Voth, *ibid.* **125**, 184507 (2006).
- ³⁹R. Collepardo-Guevara, I. R. Craig, and D. E. Manolopoulos, *J. Chem. Phys.* **128**, 144502 (2008).
- ⁴⁰S. Jang, Y. Pak, and G. A. Voth, *J. Phys. Chem. A* **103**, 10289 (1999).
- ⁴¹E. Geva, Q. Shi, and G. A. Voth, *J. Chem. Phys.* **115**, 9209 (2001).
- ⁴²G. Baym and N. D. Mermin, *J. Math. Phys.* **2**, 232 (1961).
- ⁴³J. E. Gubernatis, M. Jarrell, R. N. Silver, and D. S. Sivia, *Phys. Rev. B* **44**, 6011 (1991).
- ⁴⁴J. Skilling and S. F. Gull, *SIAM-AMS Proc.* **14**, 167 (1984).
- ⁴⁵B. Buck and V. A. Macaulay, *Maximum Entropy in Action* (Clarendon, Oxford, 1991).
- ⁴⁶M. Jarrell and J. E. Gubernatis, *Phys. Rep.* **269**, 133 (1996).
- ⁴⁷S. Habershon, B. J. Braams, and D. E. Manolopoulos, *J. Chem. Phys.* **127**, 174108 (2007).
- ⁴⁸G. Krilov and B. J. Berne, *J. Chem. Phys.* **111**, 9147 (1999).
- ⁴⁹R. K. Bryan, *Eur. Biophys. J.* **18**, 165 (1990).
- ⁵⁰C. L. Lawson and R. J. Hanson, *Solving Least Square Problems* (Prentice-Hall, Englewood Cliffs, NJ, 1974).
- ⁵¹K. Miller, *SIAM J. Math. Anal.* **1**, 52 (1970).
- ⁵²G. J. Martyna, M. E. Tuckerman, D. J. Tobias, and M. L. Klein, *Mol. Phys.* **87**, 1117 (1996).
- ⁵³D. Frenkel and B. Smit, *Understanding Molecular Simulation*, 2nd ed. (Academic, New York, 2002).
- ⁵⁴M. E. Tuckerman, B. J. Berne, and G. J. Martyna, *J. Chem. Phys.* **97**, 1990 (1992).
- ⁵⁵P. W. Anderson, *Phys. Rev.* **109**, 1492 (1958).
- ⁵⁶D. Chandler and K. Leung, *Annu. Rev. Phys. Chem.* **45**, 557 (1994).
- ⁵⁷A. L. Nichols III and D. Chandler, *J. Chem. Phys.* **87**, 6671 (1987).
- ⁵⁸G. A. Voth and T. D. Hone, *J. Chem. Phys.* **122**, 057102 (2005).
- ⁵⁹Estimates of the D_{He} obtained during the RPMD simulations of the electron (see Table I) and during the purely classical simulations of the solvated electron (not shown) agree to within 2% at each density. The small difference in these results is a finite system size effect; since the RPMD model correctly includes quantum dispersion of the electron, it is effectively larger than in the classical simulations. This small difference in the size of the electron changes the available space available to the solvent atoms and thus slightly effects the solvent self-diffusion coefficient.
- ⁶⁰B. Dünweg and K. Kremer, *J. Chem. Phys.* **99**, 6983 (1993).

⁶¹I.-C. Yeh and G. Hummer, *J. Phys. Chem. B* **108**, 15873 (2004).

⁶²We find another minor system size effect at the lowest fluid density of $\rho^*=0.1$. Given the very high mobility of the electron at this density, the velocity autocorrelation function of the helium atoms does not fully de-

cay to zero on the timescale required for the electron to travel the side-length of the periodic box. The electron can thus encounter helium atoms with which it is dynamically correlated.

⁶³J. Lobaugh and G. A. Voth, *J. Chem. Phys.* **106**, 2400 (1997).