

Lindblad resonance torques in relativistic discs – II. Computation of resonance strengths

Christopher M. Hirata[★]

Caltech M/C 350-17, Pasadena, CA 91125, USA

Accepted 2011 February 28. Received 2011 February 24; in original form 2010 October 10

ABSTRACT

We present a fully relativistic computation of the torques due to Lindblad resonances from perturbers on circular, equatorial orbits on discs around Schwarzschild and Kerr black holes. The computation proceeds by establishing a relation between the Lindblad torques and the gravitational waveforms emitted by the perturber and a test particle in a slightly eccentric orbit at the radius of the Lindblad resonance. We show that our result reduces to the usual formula when taking the non-relativistic limit. Discs around a black hole possess an $m = 1$ inner Lindblad resonance (ILR) with no Newtonian–Keplerian analogue; however, its strength is very weak even in the moderately relativistic regime ($r/M \sim$ few tens), which is in part due to the partial cancellation of the two leading contributions to the resonant amplitude (the gravitoelectric octupole and gravitomagnetic quadrupole). For equatorial orbits around Kerr black holes, we find that the $m = 1$ ILR strength is enhanced for retrograde spins and suppressed for prograde spins. We also find that the torque associated with the $m \geq 2$ ILRs is enhanced relative to the non-relativistic case; the enhancement is a factor of 2 for the Schwarzschild hole even when the perturber is at a radius of $25M$.

Key words: accretion, accretion discs – black hole physics – relativistic processes.

1 INTRODUCTION

This is the second in a series of two papers devoted to a relativistic computation of torques from an external perturber on a thin disc due to interactions at the Lindblad resonances, that is, locations in the disc where the orbital frequency Ω and the radial epicyclic frequency κ satisfy $\kappa = \pm m(\Omega - \Omega_s)$, where Ω_s is the pattern speed of the perturbation. Such resonances have been extensively studied in the non-relativistic case (e.g. Lynden-Bell & Kalnajs 1972; Goldreich & Tremaine 1978, 1979, 1980; Lin & Papaloizou 1979). In the first paper (Hirata 2011, hereinabter Paper I), we performed this computation for a general time-stationary, axisymmetric space-time with an equatorial plane of symmetry and a metric perturbation $h_{\alpha\beta}$ that respects the equatorial symmetry. This paper (Paper II) completes the evaluation of the Lindblad torque in the case of most interest: the perturbation of the accretion disc surrounding a Schwarzschild or Kerr black hole by a small secondary also orbiting in the equatorial plane. Such computations of the Lindblad resonant strengths may be relevant in the context of electromagnetic counterparts to binary black hole mergers, particularly if an inner disc is involved (Chang et al. 2010). (The more complicated case of perturbations outside the equatorial plane – as may occur in the case

of a merger where the primary hole is rotating and the secondary is in an inclined orbit – is left to future work.)

The resonant torque formula in Paper I depended on the geodesic properties in the unperturbed space-time as well as being proportional to the square of the absolute value of the resonant amplitude $\mathcal{S}^{(m)}$, which was a function of the $e^{im\phi}$ Fourier component of the metric perturbation $h_{\alpha\beta}$ and its spatial derivative $h_{\alpha\beta,r}$. The construction of these perturbations generally depends on the solution for the Weyl tensor component ψ_4 , which may be solved using a separable wave equation with a source given by the stress-energy tensor associated with the perturber (Teukolsky 1973); then $h_{\alpha\beta}$ may be obtained by applying a second-order differential operator to a master potential (Chrzanowski 1975), which may be derived from ψ_4 (Wald 1978). Fortunately, for our computations, there is a way to circumvent the Chrzanowski (1975) procedure: Paper I showed that the particular combination of metric perturbations we require is related to $\mathcal{P}^{(m)}$, the power delivered to a test particle in a slightly eccentric orbit by the $e^{im\phi}$ component of the perturbation. By replacing the perturber with an equivalent gravitational wave source – either incoming from past null infinity in the case of an inner Lindblad resonance (ILR) or emerging from the past horizon in the case of an outer Lindblad resonance (OLR) – we may equate $\mathcal{P}^{(m)}$ with the power absorbed from the gravitational wave. However, energy is conserved on a time-independent background metric and thus $\mathcal{P}^{(m)}$ can be related to the interference between the equivalent gravitational wave representing the perturbation and the

[★]E-mail: chirata@tapir.caltech.edu

gravitational wave emitted by the test particle. This allows us to express the resonant amplitude and hence the resonant torque in terms of the waveforms emitted by the perturber and the test particle (both to future null infinity and into the future horizon), so that standard methods to solve for ψ_4 are sufficient.

The outline of this paper is as follows. In Section 2, we introduce the Kerr metric and review the associated standard notation. Section 3 reviews the geodesics in the Kerr space–time and their description with action-angle variables, and Section 4 describes the computation of the perturbation in the Weyl scalar ψ_4 ; while both of these subjects is standard, there are some differences in our treatment that are particularly suited to the problem at hand and we make the frequent use of intermediate results when taking the non-relativistic limit, so an extended discussion is warranted. Section 5 presents the key new theoretical result of this paper, relating the behaviour of ψ_4 near the horizon and at infinity to the resonant amplitude $\mathcal{S}^{(m)}$. We recompute the resonant amplitudes in the Kepler problem in Section 6 and then proceed to investigate the Lindblad resonances in the Schwarzschild problem in Section 7. Section 8 then considers the Lindblad resonance amplitudes associated with equatorial orbits in the Kerr space–time. We conclude in Section 9.

2 KERR METRIC AND NOTATION

2.1 The metric and null tetrad

We parametrize the Kerr black hole sequence with the gravitational mass M and the specific angular momentum a . We use relativistic units where the Newtonian gravitational constant and the speed of light are equal to unity. The dimensionless angular momentum is $a_* \equiv a/M$.

The Kerr metric in Boyer–Lindquist coordinates (Boyer & Lindquist 1967) is

$$\begin{aligned} ds^2 = & - \left(1 - \frac{2Mr}{\Sigma} \right) dt^2 - \frac{4Mar}{\Sigma} \sin^2 \theta dt d\phi \\ & + \frac{(r^2 + a^2)^2 - \Delta a^2 \sin^2 \theta}{\Sigma} \sin^2 \theta d\phi^2 \\ & + \frac{\Sigma}{\Delta} dr^2 + \Sigma d\theta^2, \end{aligned} \quad (1)$$

where $\Delta \equiv r^2 - 2Mr + a^2$ and $\Sigma \equiv r^2 + a^2 \cos^2 \theta$. The contravariant metric coefficients are

$$\begin{aligned} g^{tt} &= - \frac{(r^2 + a^2)^2 - \Delta a^2 \sin^2 \theta}{\Delta \Sigma}, \\ g^{t\phi} &= - \frac{2aMr}{\Delta \Sigma}, \quad g^{\phi\phi} = \frac{\Delta - a^2 \sin^2 \theta}{\Delta \Sigma \sin^2 \theta}, \\ g^{rr} &= \frac{\Delta}{\Sigma} \quad \text{and} \quad g^{\theta\theta} = \Sigma^{-1}. \end{aligned} \quad (2)$$

The standard Newman–Penrose basis is

$$\begin{aligned} l &= \frac{r^2 + a^2}{\Delta} \partial_t + \frac{a}{\Delta} \partial_\phi + \partial_r, \\ n &= \frac{\Delta}{2\Sigma} \left(\frac{r^2 + a^2}{\Delta} \partial_t + \frac{a}{\Delta} \partial_\phi - \partial_r \right), \\ m &= \frac{ia \sin \theta \partial_t + \partial_\theta + i \csc \theta \partial_\phi}{\sqrt{2}(r + ia \cos \theta)} \quad \text{and} \\ \bar{m} &= \frac{-ia \sin \theta \partial_t + \partial_\theta - i \csc \theta \partial_\phi}{\sqrt{2}(r - ia \cos \theta)}. \end{aligned} \quad (3)$$

Expressions involving m can be simplified if we use

$$\rho = \frac{-1}{r - ia \cos \theta} \quad \text{and} \quad \bar{\rho} = \frac{-1}{r + ia \cos \theta}, \quad (4)$$

which satisfy $\rho \bar{\rho} = \Sigma^{-1}$. The Weyl scalar ψ_4 used to describe the emitted gravitational waveform is

$$\psi_4 = -C_{\alpha\beta\gamma\delta} n^\alpha \bar{m}^\beta n^\gamma \bar{m}^\delta = -R_{\alpha\beta\gamma\delta} n^\alpha \bar{m}^\beta n^\gamma \bar{m}^\delta, \quad (5)$$

where $C_{\alpha\beta\gamma\delta}$ is the Weyl tensor and the equivalence to the component formed from the Riemann tensor $R_{\alpha\beta\gamma\delta}$ is due to the Newman–Penrose basis conditions.

The horizons of the black hole are at the radial coordinate

$$r_{\text{h}\pm} = M \pm \sqrt{M^2 - a^2}. \quad (6)$$

Particles very close to the horizon ($r - r_{\text{h}\pm} \rightarrow 0^+$) rotate at a pattern speed of the hole’s angular velocity:

$$\Omega_{\text{H}} = \frac{a}{2Mr_{\text{h}\pm}} = \frac{a}{r_{\text{h}\pm}^2 + a^2} = \frac{1 - \sqrt{1 - a_*^2}}{2a_* M}. \quad (7)$$

Note that for real coordinates, $\bar{m} = m^*$ and $\bar{\rho} = \rho^*$, where $*$ denotes the complex conjugate; however, we will occasionally analytically continue r to complex values, in which case the barred quantities are not the complex conjugates of the unbarred quantities: $\bar{\rho}(r, \theta) = \rho^*(r^*, \theta^*) \neq \rho^*(r, \theta)$.

Finally, we define

$$K \equiv \omega(r^2 + a^2) - am \quad (8)$$

and use the angular operator

$$\mathcal{L}_n^\dagger \equiv \partial_\theta - m \csc \theta + a\omega \sin \theta + n \cot \theta. \quad (9)$$

2.2 Notation in related works

Our notation appears to be common in the literature but other examples can be found.

(i) We are consistent with the metric and (where applicable) null tetrad used in the standard general relativity text by Wald (1984). Misner et al. (1973) use ‘ ρ^2 ’ to denote our Σ and do not fix a normalization for the principal null vectors.

(ii) Chandrasekhar (1992) uses the $+- --$ signature and uses ‘ ρ^2 ’ to denote our Σ ; ‘ ϕ ’ to denote our ϕ ; ‘ Σ^2 ’ to denote our $(r^2 + a^2)^2 - \Delta a^2 \sin^2 \theta$; and ‘ δ ’ to denote our $\sin^2 \theta$. For the perturbations, Chandrasekhar (1992) denotes the frequency by $-\sigma^+$ and uses the opposite sign of K . Additionally, our ρ and $\bar{\rho}$ are denoted by $-\bar{\rho}^{-1*}$ and $-\bar{\rho}^{-1}$, respectively. However, the null tetrad and the operators lL_n and \bar{L}_n^\dagger are the same.

3 TIME-LIKE GEODESICS IN KERR

We utilize the Hamiltonian formulation of the equations of motion for a particle. As is well known, the action for a particle of mass μ is $S = -\mu \int d\tau$, where τ is the proper time along the particle trajectory. For our purposes, the fastest route to the torque formula is *not* to use the covariant representation of the action but rather to explicitly parametrize the particle’s trajectory using the coordinate time t , which is always possible outside the outer horizon. This method, which explicitly keeps only the 3 physical degrees of freedom, is best suited to a perturbation analysis.

As in Newtonian perturbation theory analyses, it is most convenient to work with action-angle variables, using the 3+1 version of the Hamiltonian that retains no gauge freedom associated with the particle trajectory. Hinderer & Flanagan (2008) constructed a set of action-angle variables in which the particle’s trajectory is parametrized by the *proper* time τ and t is promoted to a dynamical variable (with the conjugate momentum $p_t = -\mu\mathcal{E}$). Their

actions (J_r, J_θ, J_ϕ) are equal to ours, since the momenta are the same; however, the angle variables are different since ours advance at a uniform rate with respect to the coordinate time and theirs advance at a uniform rate with respect to the proper time. Thus, the Fourier decompositions are also different. Other works that have constructed the Hamiltonian for geodesic motion in a four-dimensional space have projected the motion into the 3 physical degrees of freedom (Schmidt 2002), but appear not to have constructed the full transformation from action-angle variables to the familiar spatial coordinates and momenta, which we will need to complete here. Flanagan & Hinderer (2010) considered resonances in inspiralling black hole binaries, but parametrize their trajectory in terms of the ‘Mino time’ $\lambda = \int d\tau/\Sigma$ (Mino 2003; Drasco, Flanagan & Hughes 2005). This again means that they have an additional conjugate variable pair not present in our treatment and that their angle variables advance at a constant rate as measured by λ rather than by t .

3.1 Hamiltonian and constants of the motion

The trajectory of a massive particle can be followed by parametrizing the trajectory $x^i(t)$ where $x^i \in \{r, \theta, \phi\}$ and using the action $S = -\tau$. This results in the Hamiltonian $H = -p_t$, where p_t is determined from p_i via the mass-shell condition (Paper I):

$$H(t, x^i, p_i) = \frac{g^{tt} p_i - \sqrt{(g^{tt} p_i)^2 - g^{tt} g^{ij} p_i p_j - \mu^2 g^{tt}}}{g^{tt}}. \quad (10)$$

The time-like geodesics in the Kerr metric are characterized by three constants: the energy per unit mass $\mathcal{E} = -p_t/\mu = -u_t$; the angular momentum around the symmetry axis per unit mass, $\mathcal{L} = p_\phi/\mu = u_\phi$; and the Carter constant

$$\mathcal{Q} = 2\Sigma(\mathbf{u} \cdot \mathbf{I})(\mathbf{u} \cdot \mathbf{n}) - r^2 - (\mathcal{L} - a\mathcal{E})^2, \quad (11)$$

which may also be expressed using

$$\mathcal{K} = \mathcal{Q} + (\mathcal{L} - a\mathcal{E})^2. \quad (12)$$

Given the three constants of the motion $\{\mathcal{E}, \mathcal{Q}, \mathcal{L}\}$, it is possible to obtain the momenta when the particle passes through any spatial position (r, θ, ϕ) . Specifically, we always have the eastward momentum $u_\phi = \mathcal{L}$. The southward momentum given by equation (7.164) of Chandrasekhar (1992) is

$$u_\theta^2 = \mathcal{Q} - a^2(1 - \mathcal{E}^2)\cos^2\theta - \mathcal{L}^2\cot^2\theta \quad (13)$$

and the radial momentum given by equation (7.160) of Chandrasekhar (1992) is

$$\Delta^2 u_r^2 = [(r^2 + a^2)\mathcal{E} - a\mathcal{L}]^2 - \Delta(r^2 + \mathcal{K}). \quad (14)$$

3.2 Actions in terms of the energy, Carter constant and angular momentum

It is useful in integrable problems to define the action-angle variables. We begin by considering the actions corresponding to the r , θ and ϕ loops around the invariant torus corresponding to a set of constants $\{\mathcal{E}, \mathcal{Q}, \mathcal{L}\}$. The ϕ -direction is the easiest: the action is

$$J_\phi = \frac{1}{2\pi} \oint_0^{2\pi} p_\phi d\phi = p_\phi = \mu\mathcal{L}. \quad (15)$$

We define the notation $\tilde{J}_\phi \equiv J_\phi/\mu = \mathcal{L}$.

For the θ -direction, we use equation (13), which defines a loop in the (θ, u_θ) -plane. Its area,

$$\tilde{J}_\theta = \frac{1}{2\pi} \oint u_\theta d\theta, \quad (16)$$

involves an elliptic function, which, however, is most easily evaluated by numerical integration. It is convenient to switch to the variable $z = \cos\theta$, in which case we find

$$(1 - z^2)u_\theta^2 = \mathcal{Q}(1 - z^2) - a^2(1 - \mathcal{E}^2)z^2(1 - z^2) - \mathcal{L}^2z^2. \quad (17)$$

The turning points are found at the zeroes of the right-hand side, which is quadratic in z^2 . These zeroes are $z^2 = z_\pm^2$; inspection of the sign of the right-hand side at $z^2 \in \{0, 1, \infty\}$ shows that the zeroes have the ordering $0 < z_-^2 < 1 < z_+^2$. These zeroes can then be found by bisection.

We may then change variables from θ to z ; noting that $u_z = (1 - z^2)^{-1/2}u_\theta$, we find

$$u_z^2 = \mathcal{Q}(1 - z^2)^{-2} \left(1 - \frac{z^2}{z_-^2}\right) \left(1 - \frac{z^2}{z_+^2}\right). \quad (18)$$

The action is then

$$\tilde{J}_\theta = \frac{\mathcal{Q}^{1/2}}{2\pi} \oint \sqrt{\left(1 - \frac{z^2}{z_-^2}\right) \left(1 - \frac{z^2}{z_+^2}\right)} \frac{dz}{1 - z^2}. \quad (19)$$

We solve this integral with the substitution $z = z_- \sin(\frac{1}{2}\pi \tanh \xi)$, where the full integral is given by four times the integral $\int_0^\infty d\xi$. Written in terms of ξ , the integrand is smooth, even and decays exponentially at large ξ . The summation of the integrand in ξ at points $(n + \frac{1}{2})\Delta\xi$ thus enables the evaluation of the integral with an exponentially small error as $\Delta\xi \rightarrow 0^+$ and $N\Delta\xi \rightarrow \infty$ (where N is the number of points).

For the r -direction, equation (14) defines a loop in the (r, u_r) -plane and one may again find the area

$$\tilde{J}_r = \frac{1}{2\pi} \oint u_r dr. \quad (20)$$

A practical solution for \tilde{J}_r is to find the turning points r_- and r_+ by solving the quartic equation $\Delta^2 u_r^2 = 0$ for r , equation (14).¹ Then a substitution of the form

$$r = \frac{r_+ + r_-}{2} - \frac{r_+ - r_-}{2} \tanh \beta \quad (21)$$

enables one to turn the integral into one over $-\infty < \beta < \infty$ (multiplied by 2 to get the inward leg of the trajectory), where the integrand is analytic in the vicinity of the real β -axis and declines exponentially as $\beta \rightarrow \pm\infty$; it may thus be evaluated by the simple method of summing the integrand at equally spaced abscissae β .

A problem one may encounter is that there is only a finite range of energies $[\mathcal{E}_{\min}(\mathcal{L}, \mathcal{Q}), \mathcal{E}_{\max}(\mathcal{L}, \mathcal{Q})]$ over which bound orbits can exist. The sign pattern of the extrema can be used to distinguish the $\mathcal{E} < \mathcal{E}_{\min}$ versus $\mathcal{E} > \mathcal{E}_{\max}$ cases.

3.3 Geodesic properties

For a given value of the actions $(\tilde{J}_r, \tilde{J}_\theta, \tilde{J}_\phi)$, one may obtain the constants of the motion $\{\mathcal{E}, \mathcal{Q}, \mathcal{L}\}$ by inverting the equation for the actions in terms of the constants of the motion. The determination of $\mathcal{L} = \tilde{J}_\phi$ is trivial. The determination of \mathcal{E} and \mathcal{Q} is harder, requiring the solution of a non-linear system of two equations; we solve these iteratively by first writing a function to obtain $\mathcal{E}(\tilde{J}_r, \mathcal{Q}, \tilde{J}_\phi)$ by the bisection solution of $\tilde{J}_r(\mathcal{E}, \mathcal{Q}, \mathcal{L}) = \tilde{J}_r$ and then writing a function

¹ We solve the equation by first finding the inflection points (via a quadratic equation) and then using the bisection method to find the extrema. Finally, a further bisection gives the roots. The sign pattern of the extrema determines whether there are one or three roots outside the outer horizon; stable bound orbits require three roots.

to adjust \mathcal{Q} (again by a bisection search) until we find the desired \tilde{J}_θ .

We will often need the 3×3 matrix of partial derivatives

$$\mathbf{M} = \begin{pmatrix} \frac{\partial \mathcal{E}}{\partial J_r} & \frac{\partial \mathcal{Q}}{\partial J_r} & \frac{\partial \mathcal{L}}{\partial J_r} \\ \frac{\partial \mathcal{E}}{\partial J_\theta} & \frac{\partial \mathcal{Q}}{\partial J_\theta} & \frac{\partial \mathcal{L}}{\partial J_\theta} \\ \frac{\partial \mathcal{E}}{\partial J_\phi} & \frac{\partial \mathcal{Q}}{\partial J_\phi} & \frac{\partial \mathcal{L}}{\partial J_\phi} \end{pmatrix}. \quad (22)$$

The last column of \mathbf{M} is simply $(0, 0, 1)^T$. The first column is notable for being the vector of fundamental angular frequencies corresponding to the r , θ and ϕ directions on the torus, $(\Omega_r, \Omega_\theta, \Omega_\phi)^T$.

It is possible to obtain \mathbf{M} by numerical differentiation, but it is more accurate to obtain its inverse \mathbf{M}^{-1} by differentiating the actions with respect to $(\mathcal{E}, \mathcal{Q}, \mathcal{L})$. The last column (the vector of partial derivatives of \tilde{J}_θ) is simply $(0, 0, 1)^T$. The second column (the vector of partial derivatives of \tilde{J}_θ) can be obtained using the relation

$$\frac{\partial \tilde{J}_\theta}{\partial A} = \frac{1}{2\pi} \oint \frac{\partial u_z}{\partial A} \Big|_z dz = \frac{1}{4\pi} \oint \frac{\partial(u_z^2)}{\partial A} \Big|_z \frac{dz}{u_z}, \quad (23)$$

where $A \in \{\mathcal{E}, \mathcal{Q}, \mathcal{L}\}$, and we have used the fact that $u_z \rightarrow 0$ at the turning points to set to zero terms associated with changes in $z_{\min, \max}$. The explicit expressions are

$$u_z = \frac{[\mathcal{Q}(1 - z^2) - a^2(1 - \mathcal{E}^2)z^2(1 - z^2) - \mathcal{L}^2 z^2]^{1/2}}{1 - z^2}, \quad (24)$$

with derivatives

$$\begin{aligned} \frac{\partial(u_z^2)}{\partial \mathcal{E}} &= \frac{2a^2 \mathcal{E} z^2}{1 - z^2}, \\ \frac{\partial(u_z^2)}{\partial \mathcal{Q}} &= \frac{1}{1 - z^2} \quad \text{and} \\ \frac{\partial(u_z^2)}{\partial \mathcal{L}} &= -\frac{2\mathcal{L} z^2}{(1 - z^2)^2}. \end{aligned} \quad (25)$$

Near the turning points or for low inclinations, u_z becomes small, which is an issue since it is in the denominator of equation (23). We thus set $z = z_- \tanh \alpha$, perform the integral for $0 < \alpha < \infty$ and then multiply by 4 to get the whole cycle; using equation (18), this gives

$$\frac{dz}{u_z} = \frac{z_-}{\mathcal{Q}^{1/2}} \frac{1 - z^2}{\sqrt{1 - z^2/z_+^2}} \operatorname{sech} \alpha d\alpha. \quad (26)$$

For large inclinations, $z_-/\mathcal{Q}^{1/2}$ may be obtained directly; for small inclinations ($z_- < 10^{-8}$), the equatorial limit may be used:

$$\lim_{\mathcal{Q} \rightarrow 0^+} \frac{z_-}{\mathcal{Q}^{1/2}} = \frac{1}{\sqrt{\mathcal{L}^2 + a^2(1 - \mathcal{E}^2)}}. \quad (27)$$

A similar approach works for the derivatives of the radial action. In this case, we need

$$\frac{\partial J_r}{\partial A} = \frac{1}{4\pi} \oint \frac{\partial(u_r^2)}{\partial A} \Big|_r \frac{dr}{u_r}. \quad (28)$$

This time, the desired substitution is equation (21), with which we find

$$\frac{dr}{u_r} = \frac{(r_+ - r_-)\Delta}{2\sqrt{P(r)}} \operatorname{sech}^2 \beta d\beta, \quad (29)$$

where $P(r)$ is the polynomial on the right-hand side of equation (14). If we factor the polynomial as

$$P(r) = -(1 - \mathcal{E}^2)(r - r'_-)(r - r'_+)(r - r_-)(r - r_+), \quad (30)$$

where r_\pm and r'_\pm are the four roots,² then we may simplify this to

$$\frac{dr}{u_r} = \frac{\Delta}{\sqrt{(1 - \mathcal{E}^2)(r - r'_-)(r - r'_+)}} \operatorname{sech} \beta d\beta. \quad (31)$$

The derivatives are

$$\begin{aligned} \frac{\partial(u_r^2)}{\partial \mathcal{E}} &= \frac{2[(r^2 + a^2)\mathcal{E} - a\mathcal{L}](r^2 + a^2)}{\Delta^2} + \frac{2a(\mathcal{L} - a\mathcal{E})}{\Delta}, \\ \frac{\partial(u_r^2)}{\partial \mathcal{Q}} &= -\frac{1}{\Delta} \quad \text{and} \\ \frac{\partial(u_r^2)}{\partial \mathcal{L}} &= \frac{-2a[(r^2 + a^2)\mathcal{E} - a\mathcal{L}]}{\Delta^2} - \frac{2(\mathcal{L} - a\mathcal{E})}{\Delta}. \end{aligned} \quad (32)$$

3.4 Particle position and momentum in terms of the action-angle variables

In perturbation theory, it is critical to be able to obtain the particle's phase-space location (x^i, p_i) in terms of the action-angle variables (\tilde{J}_i, ψ^i) . The generic procedure to do this is as follows. First, for a given $\{\tilde{J}_i\}$, we identify the constants of the motion $\{\mathcal{E}, \mathcal{Q}, \mathcal{L}\}$ on the corresponding torus. These three actions mutually commute: $\{J_i, J_j\}_P = 0$, where $\{\cdot, \cdot\}_P$ denotes the Poisson bracket. Secondly, we must construct the angle variables. For the actual numerical computation, the method of choice is to use the direct conditions to construct the mapping of $(J_i, \psi^i) \rightarrow (x^i, p_i)$, which will depend on the (unknown) origin of the angle coordinates $\psi = (0, 0, 0)$ on each torus, and we will find a valid origin by inspection.

We first use the direct conditions (e.g. Goldstein, Poole & Safko 2002, equation 9.48) to write a system of differential equations for x^i and p_i as functions of the angles for fixed \mathbf{J} :

$$\frac{\partial x^i}{\partial \psi^j} \Big|_{\tilde{J}_k} = \frac{\partial \tilde{J}_j}{\partial u_i} \Big|_{x^k} \quad \text{and} \quad \frac{\partial u_i}{\partial \psi^j} \Big|_{\tilde{J}_k} = -\frac{\partial \tilde{J}_j}{\partial x^i} \Big|_{u_k}. \quad (33)$$

These equations can be rewritten in terms of derivatives of constants of the motion:

$$\frac{\partial x^i}{\partial \psi^j} \Big|_{\tilde{J}_k} = \sum_{A \in \{\mathcal{E}, \mathcal{Q}, \mathcal{L}\}} [\mathbf{M}^{-1}]_{A,j} \frac{\partial A}{\partial u_i} \Big|_{x^k} \quad (34)$$

and similarly for u_i . These equations define a solution for ψ , except that we must choose an origin $\psi = 0$ on each torus; thus, all possible solutions differ by a transformation of the form $\psi^i \rightarrow \psi^i + f^i(\tilde{\mathbf{J}})$.

Our next step is to determine an appropriate choice of the origin, that is, the three-dimensional submanifold of phase space corresponding to $\psi = \mathbf{0}$. All valid choices of angle variables correspond to some origin (and are related to each other by simple phase shifts of the angle variables on each torus), but in multiple dimensions not all origins correspond to valid angle variables.³ Arnold (1978, section 50C) shows that a (locally) valid choice of the origin is $Q^i = \text{constant}$, where (Q^i, P_i) are a set of canonical coordinates.⁴ We could thus choose a particular value of (r, θ, ϕ) as our origin, but this would not be applicable to all orbits since there is no value of

² These are all real in the case of stable orbits since $P(r)$ is negative at $r = 0$, positive at the outer horizon $r = r_{h+}$ and then has three roots outside the outer horizon.

³ A trivial way to see this is to note that the direct conditions show a transformation $\psi^i \rightarrow \psi^i + f^i(\mathbf{J})$ to be canonical if and only if the 3×3 matrix $\partial f^i / \partial J_j$ is symmetric, that is, if f is derivable from a potential: $f^i(\mathbf{J}) = \partial \Phi / \partial J_i$ for some $\Phi(\mathbf{J})$.

⁴ The construction in Arnold (1978) technically shows that the generating function for the transformation $(Q^i, P_i) \rightarrow (\psi^i, J_i)$ vanishes at the chosen origin; however, inspection shows that $\psi = \mathbf{0}$ there as well.

r that all orbits cross. We prefer to choose fixed (p_r, θ, ϕ) , which is also valid since Hamiltonian mechanics do not distinguish between the position and momentum variables⁵; we take $p_r = 0$, $\theta = \pi/2$ and $\phi = 0$.

It is then necessary only to apply certain inequalities so that each torus intersects the $\psi = \mathbf{0}$ manifold once and the angle coordinates are defined globally on each torus; we take $\partial H/\partial r < 0$ and $p_\theta < 0$. This corresponds to the point of pericentre and ascending node at zero longitude, that is,

$$x^i = \left(r_-, \frac{\pi}{2}, 0 \right) \quad \text{and} \quad u_i = (0, -Q^{1/2}, \mathcal{L}). \quad (35)$$

Starting from $\psi = (0, 0, 0)$, we may use equation (34) to evolve the particle to any chosen angle coordinates. Since the construction of the torus integrates over no more than 1 cycle, even a simple integrator is sufficient (we use the fourth-order explicit Runge–Kutta method).

We finally need the formulae for the partial derivatives of \mathcal{E} , \mathcal{Q} and \mathcal{L} with respect to (x^i, p_i) . For \mathcal{E} , this is simple: the partial derivatives represent the Hamiltonian flow,

$$\frac{\partial \mathcal{E}}{\partial p_i} = \frac{\partial H}{\partial p_i} = \dot{x}^i = \frac{u^i}{u^t}, \quad (36)$$

where u_t is determined from the normalization $g^{\alpha\beta} u_\alpha u_\beta = -1$ and u^α is obtained by raising indices. The derivatives $\partial \mathcal{E}/\partial x^i$ can be determined from the conserved quantities, for example, by taking the t -derivative of equation (13):

$$2u_\theta \dot{u}_\theta = [2a^2(1 - \mathcal{E}^2) \cos \theta \sin \theta + 2\mathcal{L}^2 \cot \theta \csc^2 \theta] \dot{\theta}; \quad (37)$$

using that $\dot{\theta} = u^\theta/u^t = u_\theta/(\Sigma u^t)$, we find

$$-\frac{\partial \mathcal{E}}{\partial \theta} = \dot{u}_\theta = \frac{a^2(1 - \mathcal{E}^2) \cos \theta \sin \theta + \mathcal{L}^2 \cot \theta \csc^2 \theta}{\Sigma u^t}. \quad (38)$$

We also know trivially that

$$-\frac{\partial \mathcal{E}}{\partial \phi} = 0. \quad (39)$$

Finally, taking $\frac{1}{2}$ of the t -derivative of equation (14) gives

$$\Delta^2 u_r \dot{u}_r + 2(r - M) \Delta u_r^2 \dot{r} = 2[(r^2 + a^2)\mathcal{E} - a\mathcal{L}]r\mathcal{E}\dot{r} - r\Delta\dot{r} - (r - M)(r^2 + K)\dot{r}. \quad (40)$$

One then uses $\dot{r} = u^r/u^t = \Delta u_r/(\Sigma u^t)$ to obtain

$$-\frac{\partial \mathcal{E}}{\partial r} = \dot{u}_r = \frac{2[(r^2 + a^2)\mathcal{E} - a\mathcal{L}]r\mathcal{E}}{\Delta \Sigma u^t} - \frac{r}{\Sigma u^t} - \frac{(r - M)(r^2 + K)}{\Delta \Sigma u^t} - \frac{2(r - M)}{\Sigma u^t} u_r^2. \quad (41)$$

We may find the derivatives of \mathcal{Q} by taking the differential of equation (13):

$$d\mathcal{Q} = 2[u_\theta du_\theta - a^2(1 - \mathcal{E}^2) \cos \theta \sin \theta d\theta - a^2\mathcal{E} \cos^2 \theta d\mathcal{E} + \mathcal{L} \cot^2 \theta d\mathcal{L} - \mathcal{L}^2 \cot \theta \csc^2 \theta d\theta]. \quad (42)$$

Recalling that $\mathcal{L} = u_\phi$ and using the aforementioned rules to obtain the partial derivatives of \mathcal{E} , we may find $\partial \mathcal{Q}/\partial x^i$ and $\partial \mathcal{Q}/\partial p_i$.

This argument allows us to take any action-angle variables (ψ^i, J_i) and construct the usual coordinates (x^i, p_i) . We have not implemented an inverse function $(x^i, p_i) \rightarrow (\psi^i, J_i)$ since it is not required for this work, although we do not expect it to present any special difficulty.

⁵ This argument is equivalent to applying first a canonical transformation $Q^r = p_r, P_r = -r$, and then the construction in Arnold (1978).

4 GRAVITATIONAL PERTURBATIONS

We next describe the solution of the equations for the Weyl tensor component ψ_4 , given the particle trajectory. The approach is to use the separability of the equations to write

$$\psi_4(t, r, \theta, \phi) = \rho^4 \sum_{\ell m} \int_{-\infty}^{\infty} \mathcal{R}_{\ell m \omega}(r) S_{\ell, m}^{-2, \chi}(\theta) e^{i(m\phi - \omega t)} \frac{d\omega}{2\pi}, \quad (43)$$

where the radial function $\mathcal{R}_{\ell m \omega}(r)$ satisfies a homogeneous equation (in vacuum) or an inhomogeneous equation (in the present case, with source). The separated equation and the behaviour of the radial solutions were considered by Teukolsky (1973); we will thus describe in detail here only the aspects that are required either for our numerical techniques or for the treatment of the non-relativistic limit.

4.1 Angular eigenfunctions

We are interested here in the solutions of the latitude eigenfunctions $S_{\ell, m}^{s, \chi}(\theta)$ that satisfy the eigenvalue equation (Hughes 2000, appendix A):

$$\begin{aligned} -\mathcal{E}_{\ell, m}^s S_{\ell, m}^{s, \chi}(\theta) &= \partial_\theta^2 S_{\ell, m}^{s, \chi}(\theta) + \cot \theta \partial_\theta S_{\ell, m}^{s, \chi}(\theta) \\ &+ \chi^2 \cos^2 \theta S_{\ell, m}^{s, \chi}(\theta) - 2s \chi \cos \theta S_{\ell, m}^{s, \chi}(\theta) \\ &- \frac{m^2 + 2ms \cos \theta + s^2}{\sin^2 \theta} S_{\ell, m}^{s, \chi}(\theta). \end{aligned} \quad (44)$$

Here $S_{\ell, m}^s(\theta)$ denotes the values at $\phi = 0$; we understand that

$$S_{\ell, m}^s(\theta, \phi) = S_{\ell, m}^s(\theta) e^{im\phi}. \quad (45)$$

For gravitational wave problems using the gauge-invariant Weyl tensor component ψ_4 , one requires the $s = -2$ harmonics with $\chi \equiv a\omega$. The vertical quantum number ℓ begins at $\ell_{\min} = \max(|m|, |s|)$ by convention. The solution method is standard and is described in Appendix A.

4.2 The radial equation: homogeneous piece

The radial equation can be written as $\ell m \omega$, suppressing the indices

$$\Delta^2 \frac{d}{dr} \left(\Delta^{-1} \frac{d\mathcal{R}}{dr} \right) - V\mathcal{R} = -\mathcal{T}, \quad (46)$$

where \mathcal{T} is a source term to be described later and the potential is (Teukolsky 1973, equation 4.9):

$$V(r) = \frac{-K^2 - 4i(r - M)K}{\Delta} + 8i\omega r + \mathcal{E} - 2am\omega + a^2\omega^2 - 2. \quad (47)$$

We consider first the solution of the source-free homogeneous equation, subject to either the boundary condition of a purely ingoing gravitational wave at the horizon $r = r_{h+}$ or a purely outgoing wave at $r = \infty$. The matching condition in between in the presence of sources will be considered next.

It is standard to use the radial coordinate r_* defined by

$$\frac{dr_*}{dr} = \frac{r^2 + a^2}{\Delta} \quad (48)$$

or defined explicitly (e.g. Hughes 2000):

$$r_* = r + \frac{r_{h+}}{\sqrt{1 - a_*^2}} \ln \frac{r - r_{h+}}{2M} + \frac{r_{h-}}{\sqrt{1 - a_*^2}} \ln \frac{r - r_{h-}}{2M}. \quad (49)$$

In the r_* coordinate, the radial equation becomes

$$\frac{(r^2 + a^2)^2}{\Delta} \frac{d^2 \mathcal{R}}{dr_*^2} + 2 \frac{r\Delta - 2(r - M)(r^2 + a^2)}{\Delta} \frac{d\mathcal{R}}{dr_*} - V\mathcal{R} = 0. \quad (50)$$

4.2.1 Inner solution

We consider the inner region first. In this region, as $r_* \rightarrow -\infty$ and $r \rightarrow r_{h+}$, we have

$$r - r_{h+} \approx 2M \exp \left[\frac{\sqrt{1 - a_*^2}}{r_{h+}} (r_* - r_{h+}) \right]. \quad (51)$$

Then since $\Delta = (r - r_{h-})(r - r_{h+})$, we have $\Delta \propto e^{\Gamma r_*}$, where

$$\Gamma = \frac{\sqrt{1 - a_*^2}}{r_{h+}} = \frac{2\sqrt{M^2 - a^2}}{r_{h+}^2 + a^2}. \quad (52)$$

In the last equality, we have used the root equation for the horizon, $r_{h+}^2 - 2Mr_{h+} + a^2 = 0$. We further see that

$$\lim_{r \rightarrow r_{h+}} \frac{2(r - M)}{r^2 + a^2} = \Gamma \quad (53)$$

and

$$\lim_{r \rightarrow r_{h+}} \frac{K}{r^2 + a^2} = \omega - m\Omega_H \equiv \varpi. \quad (54)$$

Then in the limit $r_* \rightarrow -\infty$, the differential equation becomes

$$\frac{d^2 R}{dr_*^2} - 2\Gamma \frac{dR}{dr_*} + (\varpi^2 + 2i\Gamma\varpi)R = 0; \quad (55)$$

the two solutions are then exponentials,

$$\mathcal{R}_1(r_*) \propto e^{(-i\varpi + 2\Gamma)r_*} \quad \text{and} \quad \mathcal{R}_2(r_*) = e^{i\varpi r_*}. \quad (56)$$

Teukolsky (1973) obtained these solutions and found that \mathcal{R}_1 corresponds to the ingoing wave and \mathcal{R}_2 corresponds to the outgoing wave. Thus, interior to any matter sources, the physical solution must be that which matches to $\alpha_1 \mathcal{R}_1$, where α_1 is some (possibly complex) constant. Since $\Gamma > 0$ and \mathcal{R}_1 increases exponentially outwards relative to \mathcal{R}_2 , no numerical difficulty arises in starting at some large negative value of r_* , setting

$$\mathcal{R}_1 = \Delta^2 e^{-i\varpi r_*} \quad \text{and} \quad \frac{d\mathcal{R}_1}{dr_*} = (-i\varpi + 2\Gamma)\Delta^2 e^{-i\varpi r_*} \quad (57)$$

and integrating outwards with a standard (RK4) integrator.

4.2.2 Outer solution

The radial equation in the outer region ($r_* \rightarrow \infty$) is not so well behaved. In this limit, we find

$$\frac{\Delta}{(r^2 + a^2)^2} V \rightarrow -\omega^2 + 4i\omega r_*^{-1} + \mathcal{O}(r_*^{-2}) \quad (58)$$

and the radial equation becomes (keeping the leading-order terms in r_*^{-1}):

$$\frac{d^2 \mathcal{R}}{dr_*^2} - \frac{2}{r_*} \frac{d\mathcal{R}}{dr_*} + \left(\omega^2 - \frac{4i\omega}{r_*} \right) \mathcal{R} = 0. \quad (59)$$

This may be turned into a quadratic equation for the Wentzel–Kramers–Brillouin wavenumber k with the replacement $d/dr_* \rightarrow ik$; the solutions, to the lowest order in r_*^{-1} , are

$$k_3 = \omega - \frac{3i}{r_*} \quad \text{and} \quad k_4 = -\omega + \frac{i}{r_*}. \quad (60)$$

This implies an imaginary logarithmic divergence of the phases or equivalently a power-law behaviour of the real parts of the solutions at $r_* \rightarrow \infty$:

$$\mathcal{R}_3 \rightarrow r_*^3 e^{i\omega r_*} \quad \text{and} \quad \mathcal{R}_4 \rightarrow r_*^{-1} e^{-i\omega r_*}. \quad (61)$$

Here \mathcal{R}_3 corresponds to a purely outgoing wave and is the physical solution in problems where there is no incident gravitational

radiation. (\mathcal{R}_4 corresponds to a purely ingoing wave.) However, as noted by Press & Teukolsky (1973), if one integrates from large to small r_* , the \mathcal{R}_4 solution grows relative to \mathcal{R}_3 , so it quickly begins to dominate. Several solutions to this problem exist in the literature, such as using a highly accurate integrator such that the \mathcal{R}_4 solution remains subdominant (Press & Teukolsky 1973) or evolving a linear combination of \mathcal{R} and $d\mathcal{R}/dr_*$ that eliminates the subdominance of \mathcal{R}_4 as $r \rightarrow \infty$ (Press & Teukolsky 1973) or lacks the long-range imaginary part of the potential that causes the divergence (Sasaki & Nakamura 1982a,b).

An alternative, which we use here, is to note that equation (46) is a regular linear ODE with analytic coefficients except at $r \in \{r_{h-}, r_{h+}, \infty\}$. Therefore, if we desire \mathcal{R}_3 and $d\mathcal{R}_3/dr$ at any real value of $r > r_{h+}$, it is permissible to integrate the ODE on any convenient path through the complex plane. We note further that if $\Re r$ is large, then while $|\mathcal{R}_3|$ grows more rapidly than $|\mathcal{R}_4|$ on the *real axis*, if $\Im r$ is allowed to be positive, then $|\mathcal{R}_4|$ is exponentially enhanced relative to $|\mathcal{R}_3|$. This suggests that one may integrate not along the real axis itself but along a contour in the first quadrant of the complex plane that begins at large r where an asymptotic solution is valid and ends on the real axis.⁶ For concreteness, we note that the ratio of solutions obtained from equation (61) should, for large r_* , be

$$\left| \frac{\mathcal{R}_3}{\mathcal{R}_4} \right|^{1/2} \propto |r_*^2 e^{i\omega r_*}| \propto [(\Re r_*)^2 + (\Im r_*)^2] \exp(-\omega \Im r_*). \quad (62)$$

To evaluate \mathcal{R}_3 at some real r_0 , we integrate along the path

$$\Im r = \min \left\{ \frac{3}{\omega} \ln \frac{\Re r}{r_0}, \Re r \right\}, \quad (63)$$

for which \mathcal{R}_4 dominates as $\Re r \rightarrow \infty$. In practice, we follow such a path directly to $r_0 = r$ if we desire $\mathcal{R}_3(r)$ at $r > r_f \equiv \max\{|\omega|^{-1}, 3M\}$; for $r < r_f$, we integrate first to r_f and then leftwards along the real axis. We have experimented with both a complex RK4 integrator and a Bulirsch–Stoer method⁷; we have used the Bulirsch–Stoer integrator here since it is slightly faster for similar accuracy, but we found both methods to be workable.

The starting point for the integration is initialized in accordance with Press & Teukolsky (1973, equation D15) using terms through order r^{-2} (i.e. C_2); our default starting value of $\Re r$ is $1250 \max\{M, |\omega|^{-1}\}$.

4.3 Source term

We next need the source term $\mathcal{T}_{\ell m \omega}(r)$ in the Teukolsky equation. This is given by⁸

$$\mathcal{T}_{\ell m \omega}(r) = \int dt \mathcal{T}_{\ell, m}(r, t) e^{i\omega t}, \quad (64)$$

⁶ Since $r \approx r_*$ in the large-radius regime, we may construct the path of integration in either plane. Here the r -plane is more convenient because we have explicit analytic expressions for the ODE coefficients, so they can be found without writing a routine for the complex function $r(r_*)$ or expending the substantial computational resources to evaluate such a function at each integration step.

⁷ The implementation of the Bulirsch–Stoer method involved taking steps of $\Delta \Re r = -0.03 \min(\Re r, \omega^{-1})$. Each step was computed using the modified mid-point method with $N = 4, 6, 8$ and 16 substeps, and extrapolated to $N = \infty$ using a cubic polynomial in N^{-2} (see Press et al. 1992, sections 16.3 and 16.4).

⁸ These equations are provided by Mino et al. (1997) and in slightly different form by Hughes (2000, equation 4.39).

where

$$\mathcal{T}_{\ell,m}(r, t) = \Delta^2(r) \left\{ A_0 \delta(r - r_0) + \partial_r [A_1 \delta(r - r_0)] + \partial_r^2 [A_2 \delta(r - r_0)] \right\}. \quad (65)$$

Here r_0 denotes the radial coordinate of the particle at time t and the A coefficients are given as follows: for the δ -function,

$$\begin{aligned} A_0 = & -2 \frac{\Sigma}{\rho^2 \Delta^2} \left[\mathcal{L}_1^\dagger \mathcal{L}_2^\dagger S + 2ia\rho \sin\theta \mathcal{L}_2^\dagger S \right] C_{n\bar{m}} \\ & + \frac{2\sqrt{2}}{\rho^3 \Delta} \left[\left(\frac{iK}{\Delta} + \frac{2r}{\Sigma} \right) \mathcal{L}_2^\dagger S \right. \\ & \left. - \left(\frac{iK}{\Delta} - \frac{2r}{\Sigma} \right) \frac{2a^2 \sin\theta \cos\theta}{\Sigma} S \right] C_{n\bar{m}} \\ & + \frac{\bar{\rho}}{\rho^3} \left[\frac{K^2}{\Delta^2} + 2i\rho \frac{K}{\Delta} + i \frac{2\Delta\omega r - 2K(r - M)}{\Delta^2} \right] SC_{\bar{m}\bar{m}}; \end{aligned} \quad (66)$$

for the derivative of the δ -function,⁹

$$\begin{aligned} A_1 = & -\frac{2\sqrt{2}}{\rho^3 \Delta} \left[\mathcal{L}_2^\dagger S + \frac{2a^2 \sin\theta \cos\theta}{\Sigma} S \right] C_{n\bar{m}} \\ & + \frac{2\bar{\rho}}{\rho^3} \left(\rho - i \frac{K}{\Delta} \right) SC_{\bar{m}\bar{m}}; \end{aligned} \quad (67)$$

and for the second derivative of the δ -function,

$$A_2 = -\frac{\bar{\rho}}{\rho^3} SC_{\bar{m}\bar{m}}, \quad (68)$$

where we have suppressed the arguments of the spheroidal harmonic $S \equiv S_{\ell,m}^{-2,a\omega}(\theta, \phi)$. The coefficients of the stress-energy tensor are

$$C_{ab} = \mu \frac{(\mathbf{u} \cdot \mathbf{a})(\mathbf{u} \cdot \mathbf{b})}{\Sigma u^t}, \quad (69)$$

where \mathbf{a} and \mathbf{b} are null vectors (either \mathbf{n} or $\bar{\mathbf{m}}$). The values of $\mathcal{L}_1^\dagger \mathcal{L}_2^\dagger S$ and $\mathcal{L}_2^\dagger S$ can be obtained from equations (A8) and (A10).

Now for a quasi-periodic trajectory along the torus, we may write $\mathcal{T}_{\ell,m}(r, t)$ as a function of the angle variables, $\mathcal{T}_{\ell,m}(r, t) = \mathcal{T}_{\ell,m}[r, \boldsymbol{\psi}(t)]$, where each $\psi_i(t)$ advances at the rate $\dot{\psi}_i = \Omega_i$. Then we take the Fourier transform,

$$\mathcal{T}_{\ell,m}(r, \boldsymbol{\psi}) = \sum_{\mathbf{q}} \mathcal{T}_{\ell,m}(r|\mathbf{q}) e^{-iq \cdot \boldsymbol{\psi}}, \quad (70)$$

where \mathbf{q} is a lattice vector (i.e. q_r, q_θ and q_ϕ are all integers). Using $\boldsymbol{\psi} = \boldsymbol{\psi}^{(0)} + \boldsymbol{\Omega}t$, we may integrate equation (64) to get

$$\mathcal{T}_{\ell,m\omega}(r) = \sum_{\mathbf{q}} \mathcal{T}_{\ell,m}(r|\mathbf{q}) e^{iq \cdot \boldsymbol{\psi}^{(0)}} 2\pi\delta(\omega - \boldsymbol{\Omega} \cdot \mathbf{q}). \quad (71)$$

With equation (71), we may evolve each value of \mathbf{q} separately, treating $\mathcal{T}_{\ell,m}(r|\mathbf{q})$ as the source, and then sum the resulting perturbations.

The Fourier components $\mathcal{T}_{\ell,m}(r|\mathbf{q})$ may be evaluated as follows. We first see that

$$\mathcal{T}_{\ell,m}(r|\mathbf{q}) = \int \frac{d^3\boldsymbol{\psi}}{(2\pi)^3} \mathcal{T}_{\ell,m}(r, \boldsymbol{\psi}) e^{iq \cdot \boldsymbol{\psi}}. \quad (72)$$

Now if we increment $\boldsymbol{\psi}^\phi$ by some amount $\delta\boldsymbol{\psi}^\phi$, then it is easy to see that ϕ is increased by $\delta\boldsymbol{\psi}^\phi$, while the other phase-space coordinates $\{r, \theta, u_r, u_\theta, u_\phi\}$ remain fixed. Thus, $\mathcal{T}_{\ell,m}(r, \boldsymbol{\psi})$ is multiplied by $\exp(-im\delta\boldsymbol{\psi}^\phi)$. Since the complex exponential in equation (72) is multiplied by $\exp(iq_\phi\delta\boldsymbol{\psi}^\phi)$, it follows that $\mathcal{T}_{\ell,m}(r|\mathbf{q})$ is non-zero

⁹ There is a spurious factor of ρ in the second term of equation (4.40d) of Hughes (2000).

only if $q_\phi = m$. In this case, the $\boldsymbol{\psi}^\phi$ integral is also trivial, so we find

$$\mathcal{T}_{\ell,m}(r|\mathbf{q}) = \delta_{m,q_\phi} \int \frac{d\boldsymbol{\psi}^r d\boldsymbol{\psi}^\theta}{(2\pi)^2} \mathcal{T}_{\ell,m}(r, \boldsymbol{\psi}) e^{iq \cdot \boldsymbol{\psi}}. \quad (73)$$

This provides a means of computing $\mathcal{T}_{\ell,m}(r|\mathbf{q})$ while doing only a double integral over the torus instead of a triple integral. In practical computation, the integral is computed as a discretized sum over $N_r N_\theta$ equally spaced points on the $\boldsymbol{\psi}^\phi = 0$ subtorus. This completes the approximation of $\mathcal{T}_{\ell,m}(r|\mathbf{q})$ by a finite sum over δ -functions and their derivatives.

4.4 Solution to the inhomogeneous radial Teukolsky equation

We solve the full radial Teukolsky equation via a Green's function method. The starting point is to recognize that, given the boundary conditions, the solution must satisfy

$$\mathcal{R}(r) = \begin{cases} Z^{\text{down}} \mathcal{R}_1(r) & r < r_1 \\ Z^{\text{out}} \mathcal{R}_3(r) & r > r_1 \end{cases}, \quad (74)$$

where $Z^{\text{down,out}}$ are undetermined constants. We now suppose that the source contained a δ -function at some radius r_1 , that is, we had an inhomogeneous equation,

$$\Delta^2 \frac{d}{dr} \left(\Delta^{-1} \frac{d\mathcal{R}}{dr} \right) - V\mathcal{R} = -\delta(r - r_1). \quad (75)$$

This would imply the jump conditions that \mathcal{R} be continuous at r_1 and that its derivative jumps by

$$\mathcal{R}'(r_1 + \epsilon) - \mathcal{R}'(r_1 - \epsilon) = \frac{1}{\Delta(r_1)}. \quad (76)$$

These two conditions allow us to solve for $Z^{\text{down,out}}$:

$$Z^{\text{down}} = \frac{\mathcal{R}_3(r_1)}{\Delta(r_1)W_{31}(r_1)} \quad \text{and} \quad Z^{\text{out}} = \frac{\mathcal{R}_1(r_1)}{\Delta(r_1)W_{31}(r_1)}, \quad (77)$$

where the Wronskian is

$$W_{31}(r) = \mathcal{R}_3(r)\mathcal{R}'_1(r) - \mathcal{R}_1(r)\mathcal{R}'_3(r). \quad (78)$$

The Wronskian of the two solutions to a second-order ODE may be obtained by elementary means: in this case, we have $W(r) \propto \Delta(r)$, so we write $W_{31}(r) = \aleph\Delta(r)$. An evaluation at one point is sufficient to determine \aleph .

We thus have the full solution in the interior region ($r < r_-$):

$$\mathcal{R}_{\ell,m\omega}(r) = \sum_{\mathbf{q}} Z_{\ell,m,\mathbf{q}}^{\text{down}} \mathcal{R}_1(r) e^{iq \cdot \boldsymbol{\psi}^{(0)}} 2\pi\delta(\omega - \mathbf{q} \cdot \boldsymbol{\Omega}), \quad (79)$$

where the integration of Green's function gives

$$Z_{\ell,m,\mathbf{q}}^{\text{down}} = \aleph_{\ell,m\omega}^{-1} \int [A_0 \mathcal{R}_3 - A_1 \mathcal{R}'_3 + A_2 \mathcal{R}_3''] e^{iq \cdot \boldsymbol{\psi}} \frac{d^3\boldsymbol{\psi}}{(2\pi)^3}, \quad (80)$$

and A_0 and \mathcal{R}_3 are evaluated at the particle position. (The A_1 and A_2 terms are obtained similarly using integration by parts to move the radial derivative from the argument of \mathcal{T} to the argument of Green's function.) A similar equation is valid in the exterior region $r > r_+$ for the outgoing wave amplitude $Z_{\ell,m,\mathbf{q}}^{\text{out}}$ if we swap $\mathcal{R}_1 \leftrightarrow \mathcal{R}_3$.

Using equation (43), it follows that in the interior region,

$$\psi_4 = \rho^4 \sum_{\ell m, \mathbf{q}} Z_{\ell m, \mathbf{q}}^{\text{down}} \mathcal{R}_1(r) S_{\ell, m}^{-2, a\omega}(\theta) e^{im\phi} e^{iq \cdot \boldsymbol{\psi}^{(0)}} e^{-i\omega t} \quad (81)$$

and in the exterior region,

$$\psi_4 = \rho^4 \sum_{\ell m, \mathbf{q}} Z_{\ell m, \mathbf{q}}^{\text{out}} \mathcal{R}_3(r) S_{\ell, m}^{-2, a\omega}(\theta) e^{im\phi} e^{iq \cdot \boldsymbol{\psi}^{(0)}} e^{-i\omega t}. \quad (82)$$

Table 1. Comparison of our energy and angular momentum fluxes at ∞ and at the horizon to those of Drasco & Hughes (2006) (DH) for $M = 1$, $a_* = 0.9$ and semilatus rectum 6. The ‘Error’ column gives the maximum fractional error of any of the four columns relative to DH.

e	θ_{inc}	j_{max}	\dot{E}^{H}/μ^2	\dot{E}^{∞}/μ^2	\dot{L}^{H}/μ^2	\dot{L}^{∞}/μ^2	Error
0.1	20°	4	-4.2574E-6	+5.8126E-4	-6.7238E-5	+8.4497E-3	1.1E-2
		6	-4.2576E-6	+5.8700E-4	-6.7241E-5	+8.5310E-3	6.8E-4
		8	-4.2576E-6	+5.8738E-4	-6.7241E-5	+8.5362E-3	3.6E-5
		DH	-4.2576E-6	+5.8740E-4	-6.7241E-5	+8.5365E-3	
0.3	40°	4	-5.8169E-6	+7.0118E-4	-1.0006E-4	+7.6189E-3	3.7E-2
		6	-5.8857E-6	+7.2361E-4	-1.0061E-4	+7.8091E-3	4.4E-3
		8	-5.8882E-6	+7.2636E-4	-1.0063E-4	+7.8316E-3	5.8E-4
		DH	-5.8882E-6	+7.2678E-4	-1.0063E-4	+7.8350E-3	

At large radii, $\rho^4 \mathcal{R}_3 \rightarrow r^{-1} e^{i\omega r}$. Then, since the flux of gravitational waves at large radii is the time-average of $|\psi_4|^2/(4\pi\omega^2)$, we may integrate over the sphere (using $\int |S|^2 \sin\theta \, d\theta \, d\phi = 2\pi$) to get the emitted power to ∞ :

$$P_{\text{out}} = \sum_{\ell, m, q} \frac{|Z_{\ell m, q}^{\text{out}}|^2}{2\omega^2}, \quad (83)$$

where $\omega = \mathbf{q} \cdot \boldsymbol{\Omega}$. The power emitted into the black hole was derived by Teukolsky & Press (1974); the solution is

$$P_{\text{down}} = \sum_{\ell, m, q} \alpha \frac{|Z_{\ell m, q}^{\text{down}}|^2}{2\omega^2}, \quad (84)$$

where

$$\alpha = \frac{8192M^5 r_{\text{h}+}^5 \varpi (\varpi^2 + \Gamma^2)(\varpi^2 + 4\Gamma^2)\omega^3}{|C|^2}. \quad (85)$$

Here C is the Starobinsky–Teukolsky coefficient, whose squared absolute value is

$$|C|^2 = [(\lambda + 2)^2 + 4m\chi - 4\chi^2](\lambda^2 + 36m\chi - 36\chi^2) + 48(2\lambda + 3)\chi(2\chi - m) + 144\omega^2(M^2 - a^2), \quad (86)$$

and we have used $\chi = a\omega$ and $\varpi = \omega - m\Omega_{\text{H}}$.¹⁰

The energy and angular momentum radiated (both to infinity and into the hole) are required in order to follow the evolution of circular or equatorial orbits under the radiation reaction (e.g. Detweiler 1978; Shibata 1993, 1994; Kennefick 1998; Hughes 2000); a comparison of \dot{E} and \dot{L} to literature values can be used as a test of our code. The evolution of generic orbits that are both eccentric and inclined would also require a relation for \dot{Q} (Mino 2003; Hughes et al. 2005; Drasco & Hughes 2006), which is not required for this paper.

We have tested our code by checking our computed energy and angular momentum fluxes against the results from table VI of Drasco & Hughes (2006), for $M = 1$, $a_* = 0.9$, semilatus rectum $p \equiv 2/(r_-^{-1} + r_+^{-1}) = 6$, and a range of eccentricities e [defined by $r_+/r_- = (1+e)/(1-e)$] and inclinations $\theta_{\text{inc}} \equiv \pi/2 - \theta_{\text{min}}$. We consider all modes with $\max\{\ell, |q_\phi|, |q_\theta|, |q_r|\} \leq j_{\text{max}}$ and expect convergence as $j_{\text{max}} \rightarrow \infty$. Comparisons are given in Table 1.

¹⁰ Note that Hughes (2000, equation 4.18) contains a missing factor of m in the first term; $[(\lambda + 2)^2 + 4a\omega_{mk} - 4a^2\omega_{mk}^2]$ should read $[(\lambda + 2)^2 + 4ma\omega_{mk} - 4a^2\omega_{mk}^2]$. Also note that ‘ ϵ ’ as defined in Teukolsky & Press (1974) is $\Gamma/2$ here.

5 THE RESONANT AMPLITUDE

Having now solved for ψ_4 , it remains to compute the resonant amplitude $\mathcal{S}^{(m)}$ from Paper I. While it would, in principle, be possible to compute the metric perturbation directly, by constructing the master potential Ψ (Wald 1978; Ori 2003) and then utilizing the Chrzanowski (1975) procedure, we will find it more useful to express $\mathcal{S}^{(m)}$ directly in terms of ψ_4 .

Furthermore, since we are considering Lindblad resonances, the metric perturbations are required only in the interior and exterior regions, that is, at radii $r < r_-$ or $r > r_+$, where the vacuum Einstein equation is obeyed. This will simplify our task greatly.

The key to the computation of the resonant amplitude is the result from Paper I that

$$\mathcal{S}^{(m)} = \frac{2i}{m\Omega_s \mu_1 \mathcal{Z}\epsilon} \mathcal{P}^{(m)}, \quad (87)$$

where $\mathcal{P}^{(m)}$ is the power provided by the m Fourier mode of the metric perturbation to a test particle of mass $\mu_1 \rightarrow 0$ on an orbit that is slightly eccentric, oscillating between $R - \epsilon$ and $R + \epsilon$, where ϵ is small.

The power can be computed without the direct knowledge of the metric perturbations, but it breaks into two similar cases for the ILRs and OLRs. In both cases, we use the fact that the knowledge of ψ_4 in a neighbourhood around the test particle’s radius enables determination of the metric perturbations (up to gauge modes and to the zero-frequency ‘ $\ell = 0$ and 1 modes’ corresponding to changes in the mass and spin of the hole, which provide no power) and hence the power is the same as that which would be provided by a pure gravitational wave solution with the same ψ_4 .

The perturber in our case is on a circular equatorial orbit; hence, $\tilde{J}_r = \tilde{J}_\theta = 0$ and no $q_r, q_\theta \neq 0$ need be considered. The mode of interest has $q_\phi = m$, $\omega = m\Omega_s$ and pattern speed $\Omega_s = \Omega_\phi$ (evaluated at the perturber position). Without loss of generality, we set the initial longitude $\psi_\phi^{(0)} = 0$.

5.1 Inner Lindblad resonances

In the case of an ILR, the Weyl tensor component ψ_4 is given by equation (81). This is exactly the same as the case of an incoming gravitational wave with the azimuthal quantum number m and frequency $\omega = m\Omega_s$ with the specified amplitudes in each ℓ mode. In such a situation, one may see that the radial mode is

$$\mathcal{R}_{\ell m \omega}(r) = Z_{\ell m}^{\text{down}} \mathcal{R}_1(r) = Z_{\ell m}^{\text{down}} [c_{13} \mathcal{R}_3(r) + c_{14} \mathcal{R}_4(r)], \quad (88)$$

where c_{13} and c_{14} are constants evaluated in Appendix B. The power in incoming gravitational waves, outgoing waves and waves going

down into the hole are, respectively, given by

$$\begin{aligned} P_{\text{in}} &= \sum_{\ell m} \frac{(2\omega)^8}{|C|^2} \frac{|c_{14} Z_{\ell m}^{\text{down}}|^2}{2\omega^2}, \\ P_{\text{out}} &= \sum_{\ell m} \frac{|c_{13} Z_{\ell m}^{\text{down}}|^2}{2\omega^2} \quad \text{and} \\ P_{\text{down}} &= \sum_{\ell m} \frac{\alpha |Z_{\ell m}^{\text{down}}|^2}{2\omega^2}. \end{aligned} \quad (89)$$

Now we consider our test particle. It too emits gravitational waves, including a set of modes at the azimuthal quantum number m and at the frequency

$$\omega = m\Omega(R) - \kappa = m\Omega_s. \quad (90)$$

These waves are emitted both down into the hole and out to infinity, with amplitudes $Z_{1,\ell m}^{\text{down}}$ and $Z_{1,\ell m}^{\text{out}}$ that are calculable by the same procedure as for the perturber, but this time with Fourier modes $(q_r, q_\theta, q_\phi) = (-1, 0, m)$.

We may now obtain the power absorbed by the test particle using the conservation of energy. There is a correction to the power escaping to ∞ and down the black hole in accordance with, respectively,

$$\begin{aligned} \delta P_{\text{out}} &= \Re \sum_{\ell m} \frac{c_{13} Z_{\ell m}^{\text{down}} Z_{1,\ell m}^{\text{out}*}}{\omega^2} \quad \text{and} \\ \delta P_{\text{down}} &= \Re \sum_{\ell m} \frac{\alpha Z_{\ell m}^{\text{down}} Z_{1,\ell m}^{\text{down}*}}{\omega^2}. \end{aligned} \quad (91)$$

The power absorbed by the test particle is the negative of this, which can be found by expanding the real part as one-half of the sum of a quantity and its complex conjugate:

$$\begin{aligned} \sum_{m \in \mathbb{Z}} \mathcal{P}^{(m)} &= -\delta P_{\text{out}} - \delta P_{\text{down}} \\ &= -\frac{1}{2\omega^2} \sum_{\ell m} Z_{\ell m}^{\text{down}} (c_{13} Z_{1,\ell m}^{\text{out}*} + \alpha Z_{1,\ell m}^{\text{down}*}) \\ &\quad - \frac{1}{2\omega^2} \sum_{\ell m} Z_{\ell m}^{\text{down}*} (c_{13}^* Z_{1,\ell m}^{\text{out}} + \alpha Z_{1,\ell m}^{\text{down}}). \end{aligned} \quad (92)$$

We may identify the individual contributions $\mathcal{P}^{(m)}$ by noting that it is linear in the m Fourier mode of the metric perturbation and thus it arises from the terms proportional to $Z_{\ell m}^{\text{down}}$ or $Z_{\ell, -m}^{\text{down}*}$.¹¹ Therefore,

$$\begin{aligned} \mathcal{P}^{(m)} &= -\frac{1}{2\omega^2} \sum_{\ell} Z_{\ell m}^{\text{down}} (c_{13} Z_{1,\ell m}^{\text{out}*} + \alpha Z_{1,\ell m}^{\text{down}*}) \\ &\quad - \frac{1}{2\omega^2} \sum_{\ell} Z_{\ell, -m}^{\text{down}*} (c_{13}^* Z_{1,\ell, -m}^{\text{out}} + \alpha Z_{1,\ell, -m}^{\text{down}}). \end{aligned} \quad (93)$$

Here c_{13-} refers to the coefficient for negative values of m and ω , $c_{13-}(\ell, m, \omega) \equiv c_{13}(\ell, -m, -\omega)$, and similarly for α_- (note that the α coefficients are real). Inspection of the radial equation shows that $c_{13-}^* = c_{13}$ and $\alpha_- = \alpha$. In the particular case where both the perturber and the test particle are in the equatorial plane, there also exists a reflection symmetry of the emitted waveform across the equator, for example, $Z_{\ell, -m}^{\text{down}*} = (-1)^m Z_{\ell m}^{\text{down}}$. Therefore, the

¹¹ Since ψ_4 is a complex quantity whose real and imaginary parts encode different components of the Weyl tensor, perturbations in the metric tensor, curvature, etc., are not linear in ψ_4 alone, but rather are linear in ψ_4 and ψ_4^* . Thus, the m Fourier mode of the metric perturbation depends on both the m and $-m$ Fourier modes of ψ_4 .

two terms in equation (93) are equal. Thus, we see that the power absorbed by the test particle in all of the frequency ω modes is

$$\mathcal{P}^{(m)} = -\frac{1}{\omega^2} \sum_{\ell} Z_{\ell m}^{\text{down}} (c_{13} Z_{1,\ell m}^{\text{out}*} + \alpha Z_{1,\ell m}^{\text{down}*}). \quad (94)$$

This has the correct dependences: it is manifestly linear in μ_1 , which is essential since the computation of the resonant amplitude requires division by μ_1 , and also it is linear in the epicyclic oscillation amplitude ϵ since the order- q_r Fourier mode of the gravitational wave scales as $\epsilon^{|q_r|}$.

5.2 Outer Lindblad resonances

A related argument applies to the OLRs. This time we consider a perturber on a circular orbit, again emitting at frequency $\omega = m\Omega_s$, and a test particle on a slightly eccentric orbit emitting at frequency

$$\omega = m\Omega(R) + \kappa, \quad (95)$$

that is, we are considering the $(q_r, q_\theta, q_\phi) = (1, 0, m)$ Fourier mode on its torus. This time, since we are considering a vacuum solution outside the perturber's orbit, the perturber (or at least its $m \neq 0$ part) may be replaced by a gravitational wave coming out of the hole's past horizon. The radial mode amplitude is now

$$\mathcal{R}_{\ell m \omega}(r) = Z_{\ell m}^{\text{out}} \mathcal{R}_3(r) = Z_{\ell m}^{\text{down}} [c_{31} \mathcal{R}_1(r) + c_{32} \mathcal{R}_2(r)]. \quad (96)$$

The changes in the power escaping to infinity and going down into the hole are now, respectively,

$$\begin{aligned} \delta P_{\text{out}} &= \Re \sum_{\ell m} \frac{Z_{\ell m}^{\text{out}} Z_{1,\ell m}^{\text{out}*}}{\omega^2} \quad \text{and} \\ \delta P_{\text{down}} &= \Re \sum_{\ell m} \frac{\alpha c_{31} Z_{\ell m}^{\text{out}} Z_{1,\ell m}^{\text{down}*}}{\omega^2}, \end{aligned} \quad (97)$$

but we note that equation (B14) implies $\alpha c_{31} = -c_{13}^*$. The power absorbed by the test particle from the m Fourier mode of the metric perturbation is now

$$\mathcal{P}^{(m)} = -\frac{1}{\omega^2} \sum_{\ell} Z_{\ell m}^{\text{out}} (Z_{1,\ell m}^{\text{out}*} - c_{13}^* Z_{1,\ell m}^{\text{down}*}). \quad (98)$$

Equations (94) and (98) at first appear remarkable: they show that the torques at the Lindblad resonances, which depend on $S^{(m)}$, can be related to the overlap between the gravitational waveforms emitted by the perturber and a test particle at the location of the resonance. But this could have been expected: the same time-dependent multipole moments that are responsible for the gravitational wave emission also generate resonant torques.

We are now ready to compute the resonant amplitudes $S^{(m)}$. We consider three cases. First, we review the case of a Keplerian disc, showing how the Lindblad torques can be treated via the Teukolsky formalism. Then we consider a disc around a Schwarzschild black hole with a perturber, similar to the physical situation envisaged by Chang et al. (2010); this is the first case for which the relativistic machinery developed in Paper I and here is actually necessary and we find an additional $m = 1$ ILR with no Newtonian–Keplerian analogue.¹² Finally, we compute the resonance strengths in the case of an equatorial orbit around a Kerr black hole.

¹² The new ILR does, however, exist for any Newtonian potential with an innermost stable circular orbit (ISCO).

6 RESONANCES IN THE NON-RELATIVISTIC LIMIT

The problem of Lindblad resonance torques in Newtonian–Keplerian discs (i.e. discs in non-relativistic motion around a central point mass with negligible pressure gradient) has been treated many times; here, we treat it using the Teukolsky equations. We wish to find $|S^{(m)}|^2$ for each resonance. This requires us first to find $Z_{\ell m, q}^{\text{out, down}}$ for both circular orbits (the perturber) and slightly eccentric orbits (for the test particle). We work at radii $\gg M$. The solutions for the radial Teukolsky functions in this regime are described in Appendix C; the angular functions are simply the spin-weighted spherical harmonics. As is well known, the Lindblad resonances can be found at values of the test particle radius

$$r_1 = \left(\frac{m \mp 1}{m} \right)^{2/3} r_0 \equiv \zeta_m^\mp r_0, \quad (99)$$

where the upper and lower signs refer to the ILRs and OLRs, respectively.

6.1 Emitted waves: circular orbit

We consider first a particle on a circular Keplerian orbit at radius $r_0 \gg M$, orbiting at the angular velocity $\Omega_\phi = M^{1/2} r_0^{-3/2}$. The required stress-energy coefficients phased to zero longitude are

$$C_{nn} = \frac{\mu}{4r_0^2}, \quad C_{n\bar{m}} = \frac{-i\mu M^{1/2}}{2\sqrt{2}r_0^{5/2}} \quad \text{and} \quad C_{\bar{m}\bar{m}} = -\frac{\mu M}{2r_0^3}. \quad (100)$$

The leading-order source term is then

$$A_0 = -\frac{\mu}{2r_0^2} \mathbb{L}_1^\dagger \mathbb{L}_2^\dagger S \quad \left(\theta = \frac{\pi}{2} \right). \quad (101)$$

(the A_1 and A_2 terms have powers of $r_0^{-3/2}$ and r_0^{-1} , respectively; when they are integrated, the additional ∂_r or ∂_r^2 makes these subdominant to A_0). We will find it convenient to define

$$y_{\ell m} \equiv \mathbb{L}_1^\dagger \mathbb{L}_2^\dagger S \quad \left(\theta = \frac{\pi}{2} \right) \\ = \sqrt{2\pi \frac{(\ell+2)!}{(\ell-2)!}} Y_{\ell m} \quad \left(\theta = \frac{\pi}{2}, \phi = 0 \right) \quad (102)$$

so that $A_0 = -\mu y_{\ell m} / (2r_0^2)$.

Now for the circular orbit, a particular m mode is excited only at $\omega = m\Omega_\phi = mM^{1/2}r_0^{-3/2}$ and the Fourier mode of the torus that excites it is $(q_r, q_\theta, q_\phi) = (0, 0, m)$. The downward and outward radiation amplitudes are obtained from equation (80), with the formulae for \mathcal{R}_1 , \mathcal{R}_3 and \aleph from Appendix C,

$$Z_{\ell m; 0, 0, m}^{\text{down}} = \frac{\mathcal{R}_3(r_0)A_0}{\aleph} = \frac{\mu y_{\ell m}}{2(2\ell+1)k_1 r_0^{\ell+1}} \quad \text{and} \\ Z_{\ell m; 0, 0, m}^{\text{out}} = \frac{\mathcal{R}_1(r_0)A_0}{\aleph} = i^{2-\ell} \frac{(\ell-2)! \mu y_{\ell m} (2\omega)^{\ell+2} r_0^\ell}{2(2\ell+1)!}. \quad (103)$$

Note the $\propto r_0^{-(\ell+1)}$ and $\propto r_0^\ell$ radial behaviour; this is expected for sourcing the order- ℓ multipole.

6.2 Emitted waves: eccentric orbit

We now consider a test particle of mass μ_1 orbiting at radius r_1 and with slight eccentricity ϵ/r_1 such that the particle oscillates between $r_1 - \epsilon$ and $r_1 + \epsilon$. We are now interested in the $(\mp 1, 0, m)$ Fourier mode (where as in Paper I the upper sign represents the ILR and the lower sign represents the OLR), which has frequency $\omega =$

$(m \mp 1)M^{1/2}r_1^{-3/2}$. As this is a resonance, we will not distinguish between this value of ω and that for the perturber.

The computation of A_0 and negligibility of $A_{1,2}$ proceed in an exactly analogous way to that for the circular orbit; the only differences are that (i) the true radius r differs from its mean value r_1 ; and (ii) we must now work at general longitude since we no longer have trivial angle integrals. We find

$$A_0 = -\frac{\mu_1 y_{\ell m}}{2r^2} e^{-im\phi}. \quad (104)$$

The amplitude emitted to future null infinity is

$$Z_{1; \ell m; \mp 1, 0, m}^{\text{down}} = \int_0^{2\pi} \frac{\mathcal{R}_3(r)A_0}{\aleph} e^{\mp i\psi r} \frac{d\psi r}{2\pi}, \quad (105)$$

where the integrand may be evaluated at $\psi^\phi = 0$ since the ψ^ϕ integral is trivial. The waveform emitted into the future horizon $Z_{\ell m; \mp 1, 0, m}^{\text{out}}$ may be obtained by replacing $\mathcal{R}_3(r)$ with $\mathcal{R}_1(r)$.

The epicyclic motion in the Kepler potential can be found in any dynamics text (e.g. Murray & Dermott 2000); expressed in our variables, it is, at $\psi^\phi = 0$,

$$r = r_1 - \epsilon \cos \psi^r \quad \text{and} \quad \phi = 2 \frac{\epsilon}{r_1} \sin \psi^r. \quad (106)$$

To the first order in ϵ , we then have

$$\int_0^{2\pi} r^n e^{-im\phi} e^{\mp i\psi^r} \frac{d\psi^r}{2\pi} = \left(-\frac{n}{2} \mp m \right) \epsilon r_1^{n-1}. \quad (107)$$

Therefore, we conclude that

$$Z_{1; \ell m; \mp 1, 0, m}^{\text{down}} = \frac{\mu_1 \epsilon y_{\ell m}}{2(2\ell+1)k_1 r_1^{\ell+2}} \left(\frac{\ell+1}{2} \mp m \right) \quad \text{and} \\ Z_{1; \ell m; \mp 1, 0, m}^{\text{out}} = i^{2-\ell} \frac{(\ell-2)! \mu_1 \epsilon y_{\ell m} (2\omega)^{\ell+2} r_1^{\ell-1}}{2(2\ell+1)!} \\ \times \left(-\frac{\ell}{2} \mp m \right). \quad (108)$$

6.3 Resonant amplitudes

We are now ready to evaluate equations (94) and (98), each of which has two terms. We focus on the ILRs; the treatment of the OLRs is analogous. A comparison of the two terms shows that, using equation (108) and the relations in Appendix C,

$$\left| \frac{\alpha Z_{1; \ell m; \mp 1, 0, m}^{\text{down}}}{c_{13} Z_{1; \ell m; \mp 1, 0, m}^{\text{out}}} \right| \sim |\varpi| M \left(\frac{M}{r_1} \right)^{2\ell+1} \ll 1, \quad (109)$$

so the $Z_{1; \ell m; \mp 1, 0, m}^{\text{out}}$ term dominates in equation (94). The actual evaluation using equation (103) as well gives

$$\mathcal{P}^{(m)} = -i\mu\mu_1\epsilon\omega \sum_{\ell=m}^{\infty} \frac{(\ell-2)! (\ell+2m) y_{\ell m}^2 r_1^{\ell-1}}{(\ell+2)! 2\ell+1 r_0^{\ell+1}}. \quad (110)$$

The summation in equation (110) can be simplified using

$$\frac{(\ell-2)! y_{\ell m}^2}{(\ell+2)! (2\ell+1)} = \frac{1}{4\pi} \int_0^{2\pi} P_\ell(\cos \phi) \cos(m\phi) d\phi \\ = \frac{1}{4\pi(\ell!)} \frac{d^\ell}{d\zeta^\ell} \int_0^{2\pi} \frac{\cos(m\phi) d\phi}{\sqrt{1+\zeta^2-2\zeta\cos\phi}} \Bigg|_{\zeta=0} \\ = \frac{1}{4(\ell!)} \frac{d^\ell}{d\zeta^\ell} b_{1/2}^{(m)}(\zeta) \Bigg|_{\zeta=0}. \quad (111)$$

Here the first equality arises by considering the spherical harmonic addition theorem, applying it to points on the equator at longitudes 0 and ϕ , and taking the Fourier transform over ϕ ; the second arises

from the generating function relation for the Legendre polynomials; and the third from the definition of the Laplace coefficient. With this, and using the Taylor expansion formula (and the fact that the Taylor series of $b_{1/2}^{(m)}$ begins with the order- ζ^m term for $m \geq 0$), we find

$$\mathcal{P}^{(m)} = -i \frac{\mu \mu_1 \epsilon \omega}{4r_0^2} \left[b_{1/2}^{(m)'}(\zeta_m^-) + \frac{2mb_{1/2}^{(m)}(\zeta_m^-)}{\zeta_m^-} \right], \quad (112)$$

where the ' on the Laplace coefficient denotes differentiation with respect to the argument. It follows that

$$\mathcal{S}^{(m)} = \frac{\mu \omega}{2m \Omega_s \mathcal{Z} \zeta_m^- r_0^2} \left[\zeta_m^- b_{1/2}^{(m)'}(\zeta_m^-) + 2mb_{1/2}^{(m)}(\zeta_m^-) \right]. \quad (113)$$

The pre-factor simplifies using $\Omega_s = M^{1/2}/r_0^{3/2}$ and $\omega = m\Omega_s$, leaving us with

$$\mathcal{S}^{(m)} = \frac{qM^{1/2}(\zeta_m^-)^{1/2}}{2r_0^{1/2}} \left[\zeta_m^- b_{1/2}^{(m)'}(\zeta_m^-) + 2mb_{1/2}^{(m)}(\zeta_m^-) \right]. \quad (114)$$

This is equivalent to the result from Paper I using the Newtonian potential h_n .

For the OLRs, a similar argument holds: the $c_{13}^* Z_{1, \ell m}^{\text{down}^*}$ term dominates over $Z_{1, \ell m}^{\text{out}}$ in equation (98), yielding

$$\mathcal{P}^{(m)} = -i \mu \mu_1 \epsilon \omega \sum_{\ell=\max\{m, 2\}}^{\infty} \frac{(\ell-2)! (\ell+1+2m) y_{\ell m}^2 r_0^\ell}{(\ell+2)! 2\ell+1 r_1^{\ell+2}}. \quad (115)$$

We then repeat the conversion of the summation to a Taylor series, this time using the identity $b_{1/2}^{(m)}(\zeta^{-1}) = \zeta b_{1/2}^{(m)}(\zeta)$ to relate the series in powers of r_0/r_1 to the Laplace coefficient at r_1/r_0 . This gives

$$\mathcal{S}^{(\mathbb{D})} = \frac{qM^{1/2}(\zeta_m^+)^{1/2}}{2r_0^{1/2}} \left[-\zeta_m^+ b_{1/2}^{(m)'}(\zeta_m^+) + 2mb_{1/2}^{(m)}(\zeta_m^+) - 4(\zeta_m^+)^{-2} b_{1/2}^{(1)'}(0) \delta_{m1} \right], \quad (116)$$

where the last term arises for $m = 1$ because the summation over modes begins at $\ell = 2$, whereas the Taylor series of $b_{1/2}^{(1)}$ has a first-order term, $b_{1/2}^{(1)'}(0) = 1$. This can be compared to the result for Paper I, where the last term was $-\zeta_m^+ \delta_{m1}$. The two terms are exactly equal at resonance $\zeta_m^+ = 2^{2/3}$; recall that the resonance is, however, the only location where $\mathcal{S}^{(m)}$ is needed. Indeed, if one does a Newtonian calculation of $\mathcal{S}^{(m)}$ but working in the inertial frame (where the indirect term in the disturbing function is replaced by a term corresponding to the displacement of the primary), then one derives the last term in equation (116) in the form presented here. Of course, the two forms are equivalent on resonance as guaranteed by the gauge invariance arguments of Paper I.

7 RESONANCES IN THE SCHWARZSCHILD PROBLEM

We now come to the first case where we explicitly compute angular momentum transport coefficients in a black hole space-time: the Schwarzschild system. We first present the background coefficients and resonance locations, and then give the amplitudes. To simplify our expressions and avoid proliferation of ' r/M ', we will use units where the mass of the black hole is $M = 1$.

7.1 Circular orbits: a review

For circular orbits at radius r , the specific angular momentum and energy of a circular orbit are (Chandrasekhar 1992, section 19*bi* α):

$$\mathcal{L} = \frac{r}{\sqrt{r-3}} \quad \text{and} \quad \mathcal{E} = \frac{r-2}{\sqrt{r(r-3)}}. \quad (117)$$

Their derivatives are

$$\mathcal{L}' = \frac{r-6}{2(r-3)^{3/2}} \quad \text{and} \quad \mathcal{E}' = \frac{r-6}{2r^{3/2}(r-3)^{3/2}}. \quad (118)$$

The angular velocity is

$$\Omega = \frac{\mathcal{E}'}{\mathcal{L}'} = r^{-3/2}. \quad (119)$$

The conversion from the proper to coordinate time is

$$w^t = \frac{dt}{d\tau} = \sqrt{\frac{r}{r-3}}. \quad (120)$$

The epicyclic frequency is

$$\kappa = \frac{\sqrt{r-6}}{r^2} \quad (121)$$

and the specific epicyclic impedance is

$$\mathcal{Z} = \frac{1}{r-2} \sqrt{\frac{r-6}{r(r-3)}}. \quad (122)$$

We see that the epicyclic frequency and impedance both vanish at the ISCO $r = r_{\text{ISCO}} = 6$.

We now suppose that a perturber is placed on a circular equatorial orbit at radius $r_s > r_{\text{ISCO}} = 6$. Lindblad resonances of the azimuthal quantum number m occur at

$$D(r) = m \left(r^{-3/2} - r_s^{-3/2} \right) \mp \frac{\sqrt{r-6}}{r^2} = 0. \quad (123)$$

There is no simple closed-form solution to this equation. However, we can deduce its properties by noting that

$$D'(r) = \frac{3}{2} r^{-5/2} \left[-m \pm \frac{r-8}{\sqrt{r(r-6)}} \right]. \quad (124)$$

Since $(r-8)/\sqrt{r(r-6)} < 1$, it follows that $D'(r) < 0$ for all positive m and $r > r_{\text{ISCO}}$. Thus, we see that for each type of resonance (ILR or OLR) and for a given value of m , there is at most one solution to equation (123). Furthermore, we easily see that $D > 0$ for $r \approx r_{\text{ISCO}}$ and $D < 0$ at $r = \infty$, so there exist exactly one ILR and one OLR for each positive integer m .

Here we note a key difference from the Newtonian–Keplerian case: there exists an $m = 1$ ILR. Ordinarily, the innermost Lindblad resonance is the $m = 2$ ILR (mean motion ratio 2:1), in which the test particle goes through two epicyclic periods in every synodic period. Due to pericentre precession, the Schwarzschild metric admits the $m = 1$ ILR, in which the orbital frequency of the perturber is equal to the pericentre precession frequency of the test particle. This is *not* a uniquely relativistic phenomenon, but can occur in any system whose attractive potential at small r exhibits a steeper than r^{-1} dependence, for example, the potential in the equatorial plane of an oblate planet. Indeed, there is a ringlet of Saturn at 1.29 Saturn radii, whose pericentre precession rate nearly matches the orbital frequency of Titan and which has thus acquired a large forced eccentricity (Porco et al. 1984).

7.2 Resonance strengths

We may now compute $\mathcal{S}^{(m)}$ by the method employed in Section 5 for each of the resonances. The first three ILRs are displayed in Fig. 1, where we plot the resonance location r_1 as a function of the secondary location r_0 , and also the torque strength with the

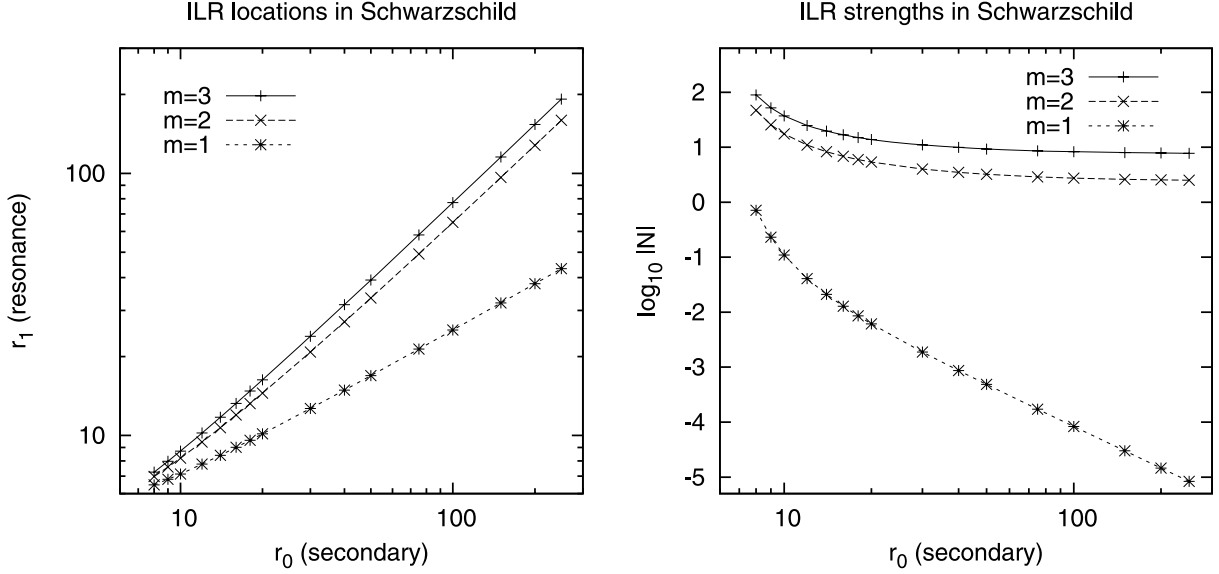


Figure 1. The locations and strengths of the ILRs in the Schwarzschild space–time, shown on logarithmic axes. The $m \geq 2$ resonances have Newtonian–Keplerian analogues; their strength in these units approaches a constant in the Newtonian–Keplerian regime, but grows rapidly as one approaches the ISCO. The $m = 1$ resonance exists only due to the pericentre precession and is found at a much smaller radius; it is also much weaker, although its strength grows as we move inwards.

Table 2. The resonant strengths in the Schwarzschild problem for $m = 1$ and 2 Lindblad resonances; here r_0 is the orbital radius of the perturber and r_1 is the resonance location. Truncation errors due to the choice of ℓ_{\max} are estimated to be ≤ 0.1 per cent for the cases given in the table.

r_0	$m = 1$ ILR (0:1)		$m = 2$ ILR (1:2)		$m = 2$ OLR (3:2)		$m = 1$ OLR (2:1)	
	r_1	N	r_1	N	r_1	N	r_1	N
8.00	6.48	-7.11E-1	6.97	-4.69E+1	9.55	+2.28E+1	11.33	+7.05E-2
9.00	6.80	-2.32E-1	7.57	-2.55E+1	10.91	+1.79E+1	12.99	+8.76E-2
10.00	7.13	-1.10E-1	8.19	-1.74E+1	12.26	+1.51E+1	14.62	+1.01E-1
12.00	7.78	-4.08E-2	9.44	-1.09E+1	14.92	+1.30E+1	17.85	+1.19E-1
14.00	8.40	-2.10E-2	10.70	-8.27E+0	17.57	+1.18E+1	21.07	+1.31E-1
16.00	9.01	-1.28E-2	11.97	-6.85E+0	20.21	+1.11E+1	24.26	+1.40E-1
18.00	9.58	-8.57E-3	13.23	-5.96E+0	22.84	+1.07E+1	27.46	+1.46E-1
20.00	10.14	-6.12E-3	14.50	-5.37E+0	25.47	+1.04E+1	30.65	+1.51E-1
30.00	12.67	-1.89E-3	20.82	-4.00E+0	38.60	+9.60E+0	46.56	+1.66E-1
40.00	14.89	-8.69E-4	27.13	-3.49E+0	51.72	+9.30E+0	62.45	+1.73E-1
50.00	16.91	-4.86E-4	33.44	-3.22E+0	64.83	+9.13E+0	78.33	+1.77E-1
75.00	21.36	-1.72E-4	49.21	-2.89E+0	97.59	+8.94E+0	118.03	+1.82E-1
100.00	25.25	-8.33E-5	64.97	-2.75E+0	130.36	+8.85E+0	157.72	+1.85E-1
150.00	32.00	-3.01E-5	96.47	-2.61E+0	195.88	+8.77E+0	237.10	+1.87E-1
200.00	37.91	-1.46E-5	127.98	-2.54E+0	261.40	+8.73E+0	316.47	+1.88E-1
250.00	43.25	-8.35E-6	159.48	-2.50E+0	326.92	+8.70E+0	395.84	+1.89E-1

perturbing mass and disc density normalized out,

$$N = \frac{T}{2\pi r_1 q^2 \Sigma(r_1)} = \mp \frac{\pi m w' \mathcal{Z}}{|D'(r_1)|} |\mathcal{S}^{(m)}|^2. \quad (125)$$

The normalized resonance strength as measured by N has the advantage of converging to a constant in the Newtonian–Keplerian limit, that is, as $r_0 \rightarrow \infty$, for the resonances that exist in this case ($m \geq 2$ ILRs and all OLRs). Its departure from the constant behaviour is indicative of relativistic effects.

The resonance positions and strengths are tabulated in Table 2. The maximum value of ℓ used in the computation is a balance between the computation time and overflow avoidance versus accuracy. At very large ℓ and small ω , the determination of, for example, \mathfrak{N} and c_{13} , is susceptible to overflow errors due to the power-law

behaviour with large indices ($r^{1-\ell}$ and $r^{2+\ell}$) of the radial solutions to the Teukolsky equation between $r \sim 2$ and $r \sim \omega^{-1}$.¹³ Fortunately, for the results in this paper, we do not need to work in a regime where overflow occurs. For most cases, we have used $\ell_{\max} = 20$ for the computations at $20 < r_0 \leq 250$ and $\ell_{\max} = 40$ at $8 \leq r_0 \leq 20$.¹⁴

¹³ In principle, such errors could be removed by working with $\ln \mathcal{R}(r)$ instead of $\mathcal{R}(r)$, but we have not done this as it would have resulted in much more complex code (including branching to avoid numerical instabilities when \mathcal{R} passes near zero). An alternative would have been to define a new floating-type data type with more bits in the exponent.

¹⁴ The exceptions are that for $20 < r_0 \leq 40$ we use $\ell_{\max} = 40$ for the $m = 3$ ILRs and for $r_0 > 20$ we use $\ell_{\max} = 30$ for the $m = 2$ OLRs.

For the $m = 1, 2$ and 3 ILRs presented, we have estimated the truncation error in ℓ by extrapolating¹⁵ the sequence of contributions from successive ℓ ; such errors are found to be ≤ 0.1 per cent ($m = 1$ and 2) and ≤ 1 per cent ($m = 3$).

7.2.1 The $m \geq 2$ ILRs

The $m \geq 2$ ILRs exist in the Newtonian–Keplerian limit as ($m - 1$): m mean motion resonances and are located at a fixed ratio of semimajor axes or, in this case, orbital radii:

$$\lim_{r_0 \rightarrow \infty} \frac{r_1}{r_0} = \left(\frac{m-1}{m} \right)^{2/3} = \begin{cases} 0.63 & m = 2 \\ 0.76 & m = 3. \end{cases} \quad (126)$$

These formulae would correspond in the left-hand panel of Fig. 1 to straight lines with unit slope (since this is a log–log plot). In fact they are relatively good approximations even at modest values of r_0 : for the $m = 2$ ILR, for example, r_1/r_0 increases from 0.63 ($r_0 = \infty$) to 0.67 ($r_0 = 50$) to 0.72 ($r_0 = 20$). As the secondary approaches the ISCO, however, the resonance locations must remain between the secondary and the ISCO, and hence

$$\lim_{r_0 \rightarrow r_{\text{ISCO}}} \frac{r_1}{r_0} = 1. \quad (127)$$

This behaviour can be seen in the left-hand panel of Fig. 1, where all of the resonance location curves converge to the point $(r_0, r_1) = (6, 6)$. Of course, for any finite mass ratio, the assumptions used throughout this paper of weak perturbations and a thin disc would break down before this point is reached.

The resonant strength (as measured by N) approaches a constant in this limit,

$$\lim_{r_0 \rightarrow \infty} N = -\frac{\pi}{6} (\zeta_m^-)^2 \left| \zeta_m^- b_{1/2}^{(m)}(\zeta_m^-) + 2m b_{1/2}^{(m)}(\zeta_m^-) \right|^2. \quad (128)$$

This evaluates to -2.36 for $m = 2$ and -7.50 for $m = 3$; the convergence to these constant values can be seen from the right-hand panel of Fig. 1. As one moves inward towards the ISCO, the strength $|N|$ increases. The qualitative effect is unsurprising since the resonance locations become closer to the secondary. It is, however, noteworthy that the $m \geq 2$ ILR strengths are enhanced substantially relative to the Newtonian–Keplerian limit even at large distances from the black hole: the deviation is already 10 per cent at $r_0 = 160$ and reaches a factor of 2 at $r_0 = 25$.

7.2.2 The $m = 1$ ILR

For the $m = 1$ resonance, the strength is, however, much less, especially in the nearly Newtonian regime. This is in part due to the location of the resonance, with $r_1 \ll r_0$, and also due to the fact that the Newtonian quadrupole tidal field does not contribute to $\mathcal{S}^{(m)}$: reflection symmetry across the equatorial plane allows only $m \in \{-2, 0, 2\}$ contributions to the tidal field and so the lowest order contribution to the resonance strength comes from the (gravitoelectric) octupole ($\ell = 3$).

While the $m = 1$ ILR does not exist in the Newtonian–Keplerian problem, its location and strength may be estimated in the large- r_0

limit. The $m = 1$ ILR location is determined by the condition that the pericentre precession rate,

$$\Omega - \kappa = \frac{\sqrt{r_1} - \sqrt{r_1 - 6}}{r_1^2} \approx \frac{3}{r_1^{5/2}}, \quad (129)$$

corresponds to the secondary orbital angular velocity, $r_0^{-3/2}$. This implies, for large r_0 ,

$$r_1 \approx 3^{2/5} r_0^{3/5} \approx 1.55 r_0^{3/5}. \quad (130)$$

One can see this behaviour in the left-hand panel of Fig. 1: equation (130) predicts that the $m = 1$ ILR location curve should be a straight line with slope $\frac{3}{5}$, which is indeed correct at large r_0 . The deviation from this expression is only 8 per cent at $r_0 = 20$, which is remarkable.

The strength of the resonance in the large- r_0 limit can be estimated from equation (110); the leading-order term is $\ell = 3$, which gives

$$\mathcal{S}^{(1)} \approx 4.36 r_0^{-19/10} \quad \text{and} \quad N \approx -19.2 r_0^{-13/5}. \quad (131)$$

This result is valid at very large r_0 . However, at even modest r_0 it substantially overestimates the strength of the $m = 1$ resonance: the true N is smaller by a factor of 0.75 at $r_0 = 250$ and 0.66 at $r_0 = 50$. The principal reason is that there is another contribution to $\mathcal{P}^{(1)}$ from the gravitomagnetic quadrupole mode ($\ell = 2$, negative parity), which does not exist in the Newtonian theory but has the correct symmetry properties for two equatorial orbits to interact via an $m = 1$ mode. Roughly speaking, the gravitomagnetic interaction should give a contribution to $\mathcal{S}^{(1)}$ that is suppressed by the product of the orbital velocities $v_0 v_1 \sim r_0^{-1/2} r_1^{-1/2} \sim r_0^{-4/5}$, but (due to the angular momentum barrier for $\ell = 2$ versus 3) enhanced relative to the gravitoelectric octupole by a factor of $(r_1/r_0)^{-1} \sim r_0^{2/5}$. Thus, overall, the gravitomagnetic quadrupole interaction is only weaker than the gravitoelectric octupole by a factor of $\sim r_0^{-2/5}$. It turns out that the two contributions to $\mathcal{S}^{(1)}$ have the opposite signs, resulting in a suppression of the $m = 1$ ILR strength. The correction is not small:

$$\frac{\mathcal{S}^{(1)}(\text{magnetic quadrupole})}{\mathcal{S}^{(1)}(\text{electric octupole})} = \begin{cases} -0.19, & r_0 = 250 \\ -0.38, & r_0 = 50, \end{cases} \quad (132)$$

and then the resonant torque depends on the square of $\mathcal{S}^{(m)}$ so these corrections are effectively doubled.

The reason for the opposite sign of the gravitomagnetic quadrupole contribution can be understood from linearized gravity arguments. To lowest order, a moving particle in the vicinity of a moving perturber experiences a gravitomagnetic ‘acceleration’ (Wald 1984, section 4.4a):

$$\mathbf{a} = -4\mathbf{v} \times \mathbf{B}, \quad \mathbf{B}(\mathbf{r}) = qM\mathbf{v}_0 \times \frac{\mathbf{r} - \mathbf{r}_0}{|\mathbf{r} - \mathbf{r}_0|^3}, \quad (133)$$

that is, \mathbf{B} is the field generated from the momentum in the same way as a magnetic field is generated by electric current. Here \mathbf{r}_0 is the position of the perturber and \mathbf{v}_0 is its velocity. The test particle experiences an inward gravitomagnetic acceleration that is strongest at an inferior conjunction (i.e. when the longitudes of the test particle and perturber are equal). This is the opposite of the Newtonian gravitoelectric octupole field, which produces an outward force at an inferior conjunction.

7.2.3 The OLRs

The OLRs, being external to the perturber, are more similar to their Newtonian counterparts than the ILRs. The limiting strengths as

¹⁵ Since there is a strong odd–even pattern to the contributions from successive multipoles, we used the last two even values of ℓ to generate a geometric sequence of even values of ℓ and followed a similar independent procedure for the odd values of ℓ .

$r_0 \rightarrow \infty$ for the $m = 1$ (2:1) and 2 (3:2) OLRs are $N = 0.19$ and 8.62, respectively; their behaviour at smaller radii is shown in Table 2.

For the strong $m = 2$ OLR, the resonant strength increases as we move inward because the Lindblad resonances are closer to the perturber than they are in the Newtonian–Keplerian case. However, the weaker $m = 1$ OLR (2:1) suffers from the same partial cancellation of gravitoelectric octupole and gravitomagnetic quadrupole contributions as the $m = 1$ ILR. Therefore, at small radii, it actually becomes weaker.

8 RESONANCES IN THE KERR PROBLEM

We may now move on to the resonances associated with the circular, equatorial orbits in the Kerr space–time. Again, we use units where the mass of the primary hole is $M = 1$ and hence $a = a_*$. We consider orbits with $\dot{\phi} > 0$; thus, $a > 0$ (prograde spin) refers to the case where the disc orbit and black hole spin are in the same direction and $a < 0$ (retrograde spin) refers to the opposite case. The machinery we have developed in the previous sections is completely general and may be used to compute resonance strengths in Kerr with no new difficulties.

The problem is very similar to that of the Schwarzschild space–time: there exists an ISCO at which $\kappa \rightarrow 0$ and hence once again there exists an $m = 1$ ILR. This time the basic frequencies are

$$\Omega = \frac{1}{r^{3/2} + a} \quad \text{and} \quad \kappa = \Omega \sqrt{1 - \frac{6}{r} + \frac{8a}{r^{3/2}} - \frac{3a^2}{r^2}} \quad (134)$$

(Okazaki, Kato & Fukue 1987, appendix). The sign of the a term in κ/Ω implies that pericentre precession is enhanced for $a < 0$; the same effect is responsible for the larger value of r_{ISCO} for retrograde spin.

In Fig. 2, we explore the location and strength of $m = 1$ ILR as a function of the secondary (perturber) location r_0 and the spin of the primary a . We would intuitively expect that the retrograde spin ($a < 0$) would both move the resonance location r_1 outwards and increase its strength. This expectation is confirmed numerically. Moreover,

the effect is quite strong: even at $r_0 = 250$, a spin of $|a| = 0.9$ leads to a factor of 1.17 difference in the $m = 1$ ILR location depending on the direction of the spin ($r_1 = 39.8$ for prograde and 46.4 for retrograde) and a factor of 2.4 in the strength $|N|$ (5.2×10^{-6} for prograde and 1.3×10^{-5} for retrograde). The difference in the resonant strength between prograde and retrograde configurations becomes greater as r_0 moves inwards, and at $r_0 = 20$ and $|a| = 0.9$, it is more than an order of magnitude.

At very small radii, we once again have the behaviour $r_1 \rightarrow r_0$ and $|N| \rightarrow \infty$ as $r_0 \rightarrow r_{\text{ISCO}}$. This behaviour is present but not obvious in Fig. 2 because r_{ISCO} depends on a (it is larger for the retrograde configuration).

The variation in the Lindblad resonance locations and strengths at fixed r_0 but varying a is displayed in Fig. 3 for $r_0 = 50$ and in Fig. 4 for $r_0 = 20$. For the retrograde spins, all of the resonances move closer to the perturber and correspondingly they are strengthened. However, we can see that the effect is strongest for the $m = 1$ ILR, which is unsurprising since it is closest to the hole and therefore most affected by spin.

9 DISCUSSION

The Newtonian formulae for the torque applied to a disc at the Lindblad resonances associated with a perturber on a circular equatorial orbit have been extended into the relativistic regime. The calculation has both revealed new physical effects and provided a mathematical connection between seemingly disparate phenomena: resonant torques and gravitational radiation.

At the *physical* level, we have learned that relativistic effects introduce an additional $m = 1$ ILR at which the pericentre precession rate of the test particle matches the pattern speed of the perturbation. This has no Newtonian–Keplerian analogue, but in quasi-Newtonian language, one can think of it as being due to the steepening of the potential. Indeed, any Newtonian potential with an ISCO will have this resonance. We found, however, that the quasi-Newtonian calculation of the resonant strength, which is due to the tidal octupole, is suppressed by tens of per cents due to gravitomagnetic corrections

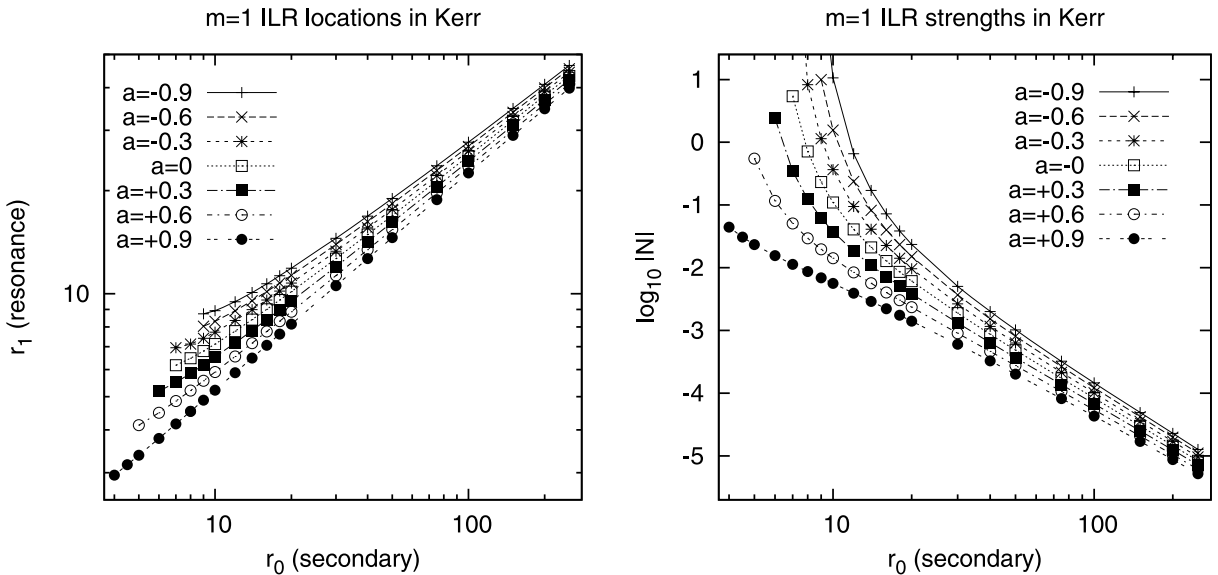


Figure 2. The locations (left-hand panel) and strengths (right-hand panel) of the $m = 1$ ILR for equatorial orbits in the Kerr space–time. The points show computations using our perturbation theory code, with the symbols indicating the choice of the primary spin a . For prograde orbits ($a > 0$), the resonance moves inwards and becomes weaker, whereas for retrograde orbits ($a < 0$), the resonance moves outwards and becomes stronger.

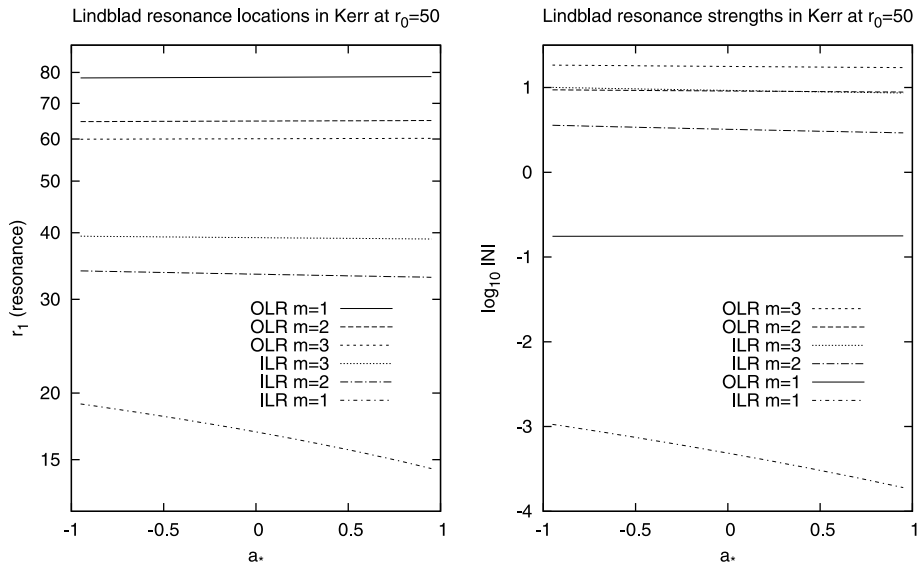


Figure 3. The locations and strengths of the Lindblad resonances as a function of the black hole spin for a perturber in a circular orbit at $r_0 = 50M$.

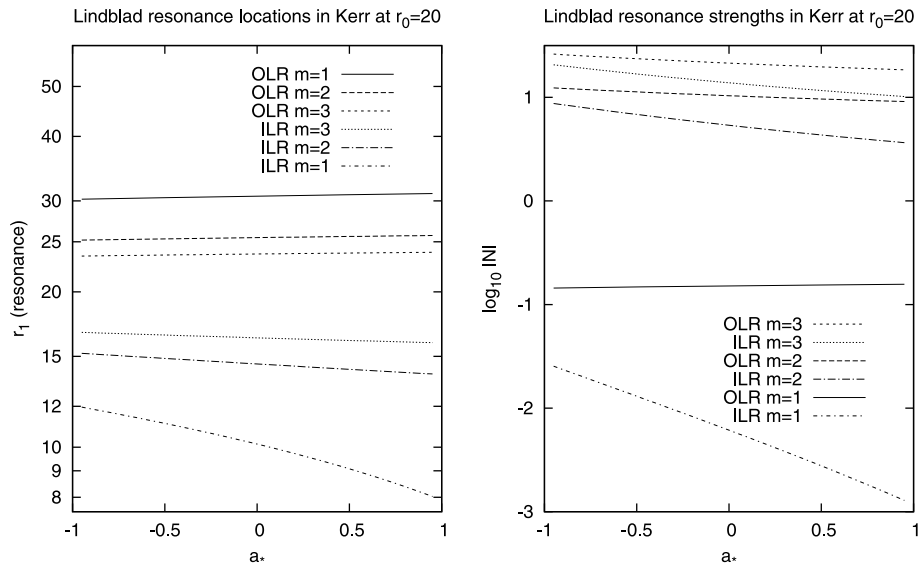


Figure 4. The locations and strengths of the Lindblad resonances as a function of the black hole spin for a perturber in a circular orbit at $r_0 = 20M$.

even at $r_0/M > 100$. In this sense, the $m = 1$ ILR is a relativistic beast.

At the *mathematical* level, our method of computation has revealed a connection between, on the one hand, angular momentum transfer via the Lindblad resonances and, on the other hand, the product of the gravitational wave signals emitted to infinity and into the hole by the perturber and the test particle (assuming the latter to be in an orbit of infinitesimal eccentricity). This connection arose from general principles: (i) the conservation of energy and angular momentum when the contribution to both from gravitational waves is included; (ii) the fact that, aside from the $\ell = 0$ and 1 modes that do not contribute to resonant transfer, the entire perturbed space-time structure in the vacuum regions is determined by the radiation degrees of freedom, described for Type D space-times by ψ_4 ; and (iii) the ability to describe the epicyclic motion of the test particle via Hamiltonian dynamics. This was not expected when we began the calculation and we are still lacking an intuitive explanation.

The relativistic corrections to the Lindblad resonance formulae – particularly, the existence of the new $m = 1$ ILR and the strengthening of the $m \geq 2$ ILRs – may be important in binary black hole merger scenarios that involve an inner disc. This is especially true for the proposal of Chang et al. (2010), in which a bright electromagnetic counterpart is produced by resonant heating of this inner disc. A full treatment of the disc evolution, including the new resonance as well as other Newtonian aspects of disc physics, is beyond the scope of this paper; however, simple considerations suggest that this would be a fruitful exercise. Chang et al. (2010) computed the inner disc evolution for a primary hole of mass $M = 10^7 M_\odot$ and mass ratio $q = 0.1$, used Newtonian formulae for the torque and treated the resonant torques as continuously distributed in radius (which may be appropriate for sufficiently small $|r_0 - r_1|$). They find that the inner disc is truncated at $r_1 < 0.63r_0$ until $r_0 \approx 20M$ (see figs 3 and 4 of Chang et al. 2010); it is thus plausible that in a full treatment, including the discrete nature of the Lindblad resonances,

the strong $m = 2$ ILR would truncate the disc. If this is the case, then even the weak $m = 1$ ILR could be a significant contributor to resonant heating: while it is three orders of magnitude weaker than the $m = 2$ ILR at $r_0 = 20$, if the material in the $m = 2$ ILR were mostly cleared, then it would be no longer obvious which resonance dominates the torque. This is especially true for retrograde configurations, where the $m = 1$ ILR is enhanced. While the distribution of values of a is presently quite uncertain, in the context of electromagnetic counterparts to a low-frequency gravitational wave detector such as the *Laser Interferometer Space Antenna*, the value of a for each event will in many cases be known to high precision (e.g. Lang & Hughes 2006). Due to the weakness of the $m = 1$ ILR, it may also be important to account for other weak resonances, for example, inclination resonances in the case of a spinning primary; we have not computed the strengths of inclination resonances in this paper, but note that the techniques described here should be applicable to that problem.

ACKNOWLEDGMENTS

CMH thanks Tanja Hinderer, Mike Kesden and Dave Tsang for numerous helpful conversations.

CMH is supported by the US Department of Energy under contract DE-FG03-02-ER40701, the National Science Foundation under contract AST-0807337 and the Alfred P. Sloan Foundation.

REFERENCES

- Abramowitz M., Stegun I., 1972, *Handbook of Mathematical Functions*. Dover Press, New York
- Arnold V., 1978, *Mathematical Methods of Classical Mechanics*. Springer-Verlag, New York
- Boyer R., Lindquist R., 1967, *J. Math. Phys.*, 8, 265
- Chandrasekhar S., 1992, *The Mathematical Theory of Black Holes*. Oxford Univ. Press, New York
- Chang P., Strubbe L., Menou K., Quataert E., 2010, *MNRAS*, 407, 2007
- Chrzanowski P., 1975, *Phys. Rev. D*, 11, 2042
- Detweiler S., 1978, *ApJ*, 225, 687
- Drasco S., Hughes S., 2006, *Phys. Rev. D*, 73, 024027
- Drasco S., Flanagan É., Hughes S., 2005, *Class. Quantum Grav.*, 22, S801
- Flanagan É., Hinderer T., 2010, preprint (arXiv:1009.4923)
- Goldberg J., Macfarlane A., Newman E., Rohrlich F., Sudarshan E., 1967, *J. Math. Phys.*, 8, 2155
- Goldreich P., Tremaine S., 1978, *ApJ*, 222, 850
- Goldreich P., Tremaine S., 1979, *ApJ*, 233, 857
- Goldreich P., Tremaine S., 1980, *ApJ*, 241, 425
- Goldstein H., Poole C., Saffko J., 2002, *Classical Mechanics*, 3rd edn. Addison-Wesley, San Francisco
- Hinderer T., Flanagan É., 2008, *Phys. Rev. D*, 78, 064028
- Hirata C. M., 2011, *MNRAS*, in press (doi:10.1111/j.1365-2966.2011.18617.x) (Paper I, this issue)
- Hughes S., 2000, *Phys. Rev. D*, 61, 084004
- Hughes S., Drasco S., Flanagan É., Franklin J., 2005, *Phys. Rev. Lett.*, 94, 221101
- Kennefick D., 1998, *Phys. Rev. D*, 58, 064012
- Lang R., Hughes S., 2006, *Phys. Rev. D*, 74, 122001
- Lin D., Papaloizou J., 1979, *MNRAS*, 186, 799
- Lynden Bell D., Kalnajs A., 1972, *MNRAS*, 157, 1
- Mano S., Suzuki H., Takasugi E., 1996, *Prog. Theor. Phys.*, 95, 1079
- Mino Y., 2003, *Phys. Rev. D*, 67, 084027
- Mino Y., Sasaki M., Shibata M., Tagoshi H., Tanaka T., 1997, *Prog. Theor. Phys. Supp.*, 128, 1
- Misner C., Thorne K., Wheeler J., 1973, *Gravitation*. W. H. Freeman and Co., San Francisco

- Murray C., Dermott S., 2000, *Solar System Dynamics*. Cambridge Univ. Press, Cambridge
- Newman E., Penrose R., 1966, *J. Math. Phys.*, 7, 863
- Okazaki A., Kato S., Fukue J., 1987, *PASJ*, 39, 457
- Ori A., 2003, *Phys. Rev. D*, 67, 124010
- Porco C., Nicholson P., Borderies N., Danielson G., Goldreich P., Holberg J., Lane A., 1984, *Icarus*, 60, 1
- Press W., Teukolsky S., 1973, *ApJ*, 185, 649
- Press W., Teukolsky S., Vetterling W., Flannery B., 1992, *Numerical recipes in C. The Art of Scientific Computing*. Cambridge Univ. Press, Cambridge
- Sasaki M., Nakamura T., 1982a, *Phys. Lett. A*, 89, 68
- Sasaki M., Nakamura T., 1982b, *Prog. Theor. Phys.*, 67, 1788
- Sasaki M., Tagoshi H., 2003, *Living Rev. Relativ.*, 6, 6
- Schmidt W., 2002, *Class. Quantum Grav.*, 19, 2743
- Shibata M., 1993, *Phys. Rev. D*, 48, 663
- Shibata M., 1994, *Phys. Rev. D*, 50, 6297
- Teukolsky S., 1973, *ApJ*, 185, 635
- Teukolsky S., Press W., 1974, *ApJ*, 193, 443
- Wald R., 1978, *Phys. Rev. Lett.*, 41, 203
- Wald R., 1984, *General Relativity*. Univ. Chicago Press, Chicago

APPENDIX A: SPHEROIDAL HARMONICS

This appendix considers the solution to the angular eigenmode equation, equation (44), for $S_{\ell,m}^{s,\chi}(\theta)$.

The most convenient way to solve equation (44) is to write the eigenfunctions as linear combinations of the spin-weighted spherical harmonics (Newman & Penrose 1966; Goldberg et al. 1967), as has been done in previous works (e.g. Press & Teukolsky 1973; Hughes 2000):

$$S_{\ell,m}^{\chi}(\theta) = \sum_{j=\max(|m|,|s|)}^{\infty} b_{j\ell m}(\chi) Y_{\ell,m}^s(\theta), \quad (\text{A1})$$

where the coefficients $b_{j\ell m}(\chi)$ satisfy the eigenvalue equation (Press & Teukolsky 1973, section IIIa):

$$\mathbf{C}\mathbf{b} = \mathcal{E}_{\ell,m}^s \mathbf{b}, \quad (\text{A2})$$

where \mathbf{b} is a vector of length $j_{\max} - j_{\min} + 1$, where $j_{\min} = \ell_{\min}$ and j_{\max} is the highest angular momentum harmonic used in the finite basis set. The matrix \mathbf{C} is real and symmetric, and is band-diagonal in the sense that $C_{jj'} = 0$ if $|j - j'| > 2$ (Press & Teukolsky 1973). In numerical computation, we truncate at j_{\max} , obtain the eigenvalues $\mathcal{E}_{\ell,m}^s$ and eigenvectors \mathbf{b} by Jacobi iteration, and compute the residual

$$e = \sqrt{\sum_{j>j_{\max}} (\mathbf{C}\mathbf{b})_j^2}; \quad (\text{A3})$$

j_{\max} is increased until e falls below some error threshold (usually 10^{-8}) for all desired ℓ . The eigenvectors are normalized using $\sum_j b_{j\ell m}^2 = 2\pi$, which is equivalent to the usual normalization,

$$\int_0^{\pi} \sin \theta |S_{\ell,m}^{s,\chi}(\theta)|^2 d\theta = 1. \quad (\text{A4})$$

The spin-weighted spherical harmonics are computed directly from the rotation matrices,

$$Y_{\ell,m}^s(\theta) = (-1)^m [\mathbf{D}(\theta)]_{-s,m} = (-1)^m [\exp(i\theta \mathbf{L}_2)]_{-s,m}, \quad (\text{A5})$$

where \mathbf{L}_2 is the angular momentum operator around the 2-axis in the spin- ℓ representation of $\text{SO}(3)$.¹⁶ The complex exponential is

¹⁶ With the standard (Condon–Shortley) phases, $i\mathbf{L}_2$ is real and anti-symmetric.

computed by a quadratic expansion for small θ ($\theta < 10^{-8}$), and for larger values by repeated squaring of the rotation matrix $\mathbf{D}(\theta)$ (each squaring doubles θ). For this process, we actually store $\mathbf{D}(\theta) - \mathbf{1}$, where $\mathbf{1}$ is the $(2\ell + 1) \times (2\ell + 1)$ identity matrix; this is numerically preferable for small θ to avoid the exponential amplification of rounding errors in the squaring process. The squaring process is then

$$\mathbf{D}(2\theta) - \mathbf{1} = 2[\mathbf{D}(\theta) - \mathbf{1}] + [\mathbf{D}(\theta) - \mathbf{1}]^2. \quad (\text{A6})$$

This method is slow but is stable, simple to code and does not suffer from underflow occurrences (common in many publicly available spherical harmonics routines even at modest ℓ). It also returns estimates of the θ -derivatives with no extra effort since

$$\frac{d\mathbf{D}(\theta)}{d\theta} = i\mathbf{L}_2\mathbf{D}(\theta). \quad (\text{A7})$$

For the evaluation of the source terms, we require $\mathcal{L}_2^\dagger S$ and $\mathcal{L}_1^\dagger \mathcal{L}_2^\dagger S$. Given S and $\partial_\theta S$, it is easy to compute

$$\mathcal{L}_2^\dagger S = \partial_\theta S + (-m \csc \theta + \chi \sin \theta + 2 \cot \theta)S. \quad (\text{A8})$$

We further see that

$$\begin{aligned} \mathcal{L}_1^\dagger \mathcal{L}_2^\dagger S &= \partial_\theta^2 S + (-2m \csc \theta + 2\chi \sin \theta + 3 \cot \theta) \partial_\theta S \\ &\quad + (m^2 \csc^2 \theta + \chi^2 \sin^2 \theta - 2 - 2m\chi \\ &\quad - 2m \csc \theta \cot \theta + 4\chi \cos \theta)S. \end{aligned} \quad (\text{A9})$$

We may now use the angular Teukolsky equation for S , which is a second-order ODE that expresses $\partial_\theta^2 S$ in terms of S , $\partial_\theta S$ and the eigenvalue \mathcal{E} . Substituting our $\partial_\theta^2 S$, we find

$$\begin{aligned} \mathcal{L}_1^\dagger \mathcal{L}_2^\dagger S &= 2(-m \csc \theta + \chi \sin \theta + \cot \theta) \partial_\theta S \\ &\quad + [-\chi^2 \cos 2\theta - 2m\chi + 2m^2 \csc^2 \theta \\ &\quad - 6m \csc \theta \cot \theta - 2 + 4 \csc^2 \theta - \mathcal{E}]S, \end{aligned} \quad (\text{A10})$$

which is the form we use.

APPENDIX B: SCATTERING MATRIX

Here we concern ourselves with the scattering matrix relating the four solutions of the radial Teukolsky equation,

$$\begin{pmatrix} \mathcal{R}_1(r) \\ \mathcal{R}_2(r) \end{pmatrix} = \begin{pmatrix} c_{13} & c_{14} \\ c_{23} & c_{24} \end{pmatrix} \begin{pmatrix} \mathcal{R}_3(r) \\ \mathcal{R}_4(r) \end{pmatrix}, \quad (\text{B1})$$

where c_{ab} are the four complex coefficients that we wish to compute. (We may also want the inverse matrix.) Our goal here is the numerical computation of the c_{ab} coefficients analytically from \aleph and the parameters of the problem.

The Wronskian of any two solutions is $W_{ab} = \mathcal{R}_a \mathcal{R}'_b - \mathcal{R}_b \mathcal{R}'_a$ and is proportional to Δ . In particular, the asymptotic solutions at the horizon give

$$W_{12} = 2(i\varpi - \Gamma) \frac{dr_*}{dr} \Big|_{r_{h+}} \Delta^2 = 2\beta\Delta, \quad (\text{B2})$$

where

$$\beta \equiv 2iMr_{h+}\omega - iam - 2\sqrt{M^2 - a^2}. \quad (\text{B3})$$

The solutions at large radii give $W_{34} = -2i\omega\Delta$. We have also set $W_{31} = \aleph\Delta$.

The above Wronskian elements constrain c_{ab} . First, equation (B1) sets W_{12} equal to W_{34} times the determinant of the matrix of c_{ab} , so

$$c_{13}c_{24} - c_{14}c_{23} = i\frac{\beta}{\omega}. \quad (\text{B4})$$

Secondly, the definition of \aleph implies that $\aleph\Delta = -c_{14}W_{34}$, so

$$c_{14} = -i\frac{\aleph}{2\omega}. \quad (\text{B5})$$

Further relations can be found from considering the conservation of energy. For a general case with

$$\mathcal{R}(r) = b_1 \mathcal{R}_1(r) + b_2 \mathcal{R}_2(r) = b_3 \mathcal{R}_3(r) + b_4 \mathcal{R}_4(r), \quad (\text{B6})$$

the conservation of energy (Teukolsky & Press 1974) then provides the relation

$$|b_3|^2 + \alpha|b_1|^2 = \frac{(2\omega)^8}{|C|^2} |b_4|^2 + \alpha_2|b_2|^2. \quad (\text{B7})$$

Here the b_2 term denotes the power emerging from the past horizon, whose value is not required here. This relation may be evaluated for the case of $\mathcal{R} = \mathcal{R}_1 + \sigma \mathcal{R}_2$; equating terms on both sides proportional to 1 and σ (or σ^*) gives, respectively,

$$|c_{13}|^2 + \alpha = \frac{(2\omega)^6}{|C|^2} |\aleph|^2 \quad (\text{B8})$$

and

$$c_{23}^* c_{13} = \frac{(2\omega)^8}{|C|^2} c_{24}^* c_{14}. \quad (\text{B9})$$

Equation (B9) enables us to solve for c_{23} in terms of the other coefficients; substituting in the determinant relation, equation (B4), eliminates c_{23} and generates a linear equation for c_{24} in terms of c_{13} and c_{14} :

$$\left[-\frac{(2\omega)^8 c_{14}^*}{|C|^2 c_{13}^*} c_{14} + c_{13} \right] c_{24} = i\frac{\beta}{\omega}. \quad (\text{B10})$$

Using equation (B8) and substituting for c_{14} (from equation B5) simplifies this to

$$c_{24} = -\frac{i\beta c_{13}^*}{\alpha\omega}, \quad (\text{B11})$$

and hence

$$c_{23} = -\frac{i\beta}{\alpha\omega} \frac{(2\omega)^8}{|C|^2} c_{14}^*. \quad (\text{B12})$$

The programme to compute c_{ab} is as follows:

(i) First, obtain c_{14} from equation (B5) and the solution for \aleph from Section 4.4.

(ii) Next, obtain c_{13} by integrating the \mathcal{R}_1 solution along the real axis to large r , where the \mathcal{R}_3 solution becomes dominant. By dividing with the asymptotic form for \mathcal{R}_3 (again keeping the first two coefficients in the expansion), obtain the coefficient of \mathcal{R}_3 in \mathcal{R}_1 , that is, c_{13} .

(iii) Evaluate β and then use equations (B11) and (B12) to obtain c_{24} and c_{23} .

The inverse transformation coefficients c_{31} , c_{32} , c_{41} and c_{42} can be obtained in accordance with

$$\begin{pmatrix} c_{31} & c_{32} \\ c_{41} & c_{42} \end{pmatrix} = \frac{\omega}{i\beta} \begin{pmatrix} c_{24} & -c_{14} \\ -c_{23} & c_{13} \end{pmatrix}; \quad (\text{B13})$$

we note that the substitution of the formula for the determinant in the denominator is required if this relation is used for numerical computation because of the very large correlation coefficient of the matrix, that is, for some practical cases, we have $c_{13}c_{24} \approx c_{14}c_{23}$. However, for formulae involving c_{31} it is more convenient to combine this with equation (B11) to obtain

$$c_{31} = -\frac{c_{13}^*}{\alpha}. \quad (\text{B14})$$

APPENDIX C: RADIAL MODES AT LOW FREQUENCY

This appendix describes the radial modes in the non-relativistic regime, that is, where $\omega \ll M^{-1}$ and $M \ll r \ll \omega^{-1}$. This is the regime relevant for Newtonian–Keplerian discs (Section 6). The angular modes simply reduce to spin-weighted spherical harmonics with separation constant $\mathcal{E} = \ell(\ell + 1)$.

There are infinite (logarithmically divergent in r or $r - r_{h+}$) phase errors in our approximations here; this does not concern us since the absolute phases of \mathcal{R}_1 at the horizon or of \mathcal{R}_3 at infinity cancel out of the computation.

The solution of the radial modes in terms of ${}_1F_1$ functions is described in greater generality by Mano, Suzuki & Takasugi (1996) (see also the review by Sasaki & Tagoshi 2003, section 4). We sketch here a simplified derivation for the specialized case of small ω , which does not require a ‘renormalized angular momentum parameter’ and has much shorter expressions.

C1 The \mathcal{R}_1 solution

The \mathcal{R}_1 solution (no radiation emerging from the past horizon) in this regime can be constructed by taking $\omega \rightarrow 0$. With this simplification, the radial Teukolsky equation can be reduced to a hypergeometric equation (Mano et al. 1996). The solution is

$$\mathcal{R} \propto (-x)^{2-i\tau/2} (1-x)^{-i\tau/2} {}_2F_1(\ell + 1 - i\tau, -\ell - i\tau; 3 - i\tau; x), \quad (\text{C1})$$

where

$$x = \frac{r_{h+} - r}{r_{h+} - r_{h-}} = -\frac{r - r_{h+}}{2\sqrt{M^2 - a^2}} \quad (\text{C2})$$

and $\tau = -am/\sqrt{M^2 - a^2}$. Outside the horizon we have $x < 0$ and we take the branch $\arg(1 - x) = \arg(-x) = 0$ of the fractional powers.

The normalization of \mathcal{R}_1 can be obtained by taking the limit as $r \rightarrow r_{h+}^+$ ($-x \rightarrow 0^+$). This gives

$$\mathcal{R}_1 \rightarrow \Delta^2 e^{im\Omega_H r_*} \approx 16(M^2 - a^2)^2 e^{im\varphi_0} (-x)^{2-i\tau/2}, \quad (\text{C3})$$

where $\varphi_0 = \frac{1}{2}a_* + \Omega_H M \ln(1 - a_*^2)$ and we have substituted for Ω_H in order to simplify the exponent of $-x$. We thus see that

$$\lim_{\omega \rightarrow 0} \mathcal{R}_1(r) = 16(M^2 - a^2)^2 e^{im\varphi_0} (-x)^{2-i\tau/2} (1-x)^{-i\tau/2} \times {}_2F_1(\ell + 1 - i\tau, -\ell - i\tau; 3 - i\tau; x). \quad (\text{C4})$$

The series can be made finite using the linear transformation formula (Abramowitz & Stegun 1972, equation 15.3.3):

$$\lim_{\omega \rightarrow 0} \mathcal{R}_1(r) = 16(M^2 - a^2)^2 e^{im\varphi_0} (-x)^{2-i\tau/2} (1-x)^{2+i\tau/2} \times {}_2F_1(2 - \ell, 3 + \ell; 3 - i\tau; x). \quad (\text{C5})$$

To reach the Keplerian regime, we must follow this to the regime where $-x \gg 1$. Taking the highest order ($r^{\ell-2}$) term in the series, we find

$$\mathcal{R}_1(r) \approx -16(M^2 - a^2)^2 e^{im\varphi_0} \frac{(2\ell)!}{(\ell + 2)!} \frac{\Gamma(3 - i\tau)}{\Gamma(\ell + 1 - i\tau)} \times \left(\frac{r}{2\sqrt{M^2 - a^2}} \right)^{\ell+2}. \quad (\text{C6})$$

For our purposes, this may be written as

$$\mathcal{R}_1(r) \rightarrow k_1 r^{\ell+2}, \quad (\text{C7})$$

where using the recursion relation for the Γ function,¹⁷

$$|k_1| = [2(M^2 - a^2)]^{(2-\ell)/2} \frac{(2\ell)!}{(\ell + 2)!} \left[\prod_{n=3}^{\ell} (n^2 + \tau^2) \right]^{-1/2}. \quad (\text{C8})$$

We will not require the *phase* of k_1 ; indeed, the phase is meaningless at the level of approximation here because in taking $\omega \rightarrow 0$ we introduce a phase error of $\sim \omega|r_*$, which diverges as one approaches the horizon.

C2 The \mathcal{R}_3 solution

We are now interested in the solutions that asymptote to a purely outgoing wave at $r \rightarrow \infty$. In this case, we keep ω but approximate $M, a \rightarrow 0$. Mano et al. (1996) also provides a solution in this case in terms of a confluent hypergeometric function. They find $\mathcal{R} \propto rf$, where $z = \omega r$ and $f(z)$ satisfies the relation

$$z^2 \frac{d^2 f}{dz^2} + [z^2 - 4iz - \ell(\ell + 1)]f = 0. \quad (\text{C9})$$

As is well known, this equation reduces to a ${}_1F_1$ -type series upon the substitution $f(z) = e^{\pm iz} g(z)$. Four solutions may be obtained this way, depending on the chosen leading power of z :

$$\begin{aligned} \mathcal{R}_A(r) &= r^{\ell+2} e^{-i\omega r} {}_1F_1(\ell + 3; 2\ell + 2; 2i\omega r), \\ \mathcal{R}_B(r) &= r^{1-\ell} e^{-i\omega r} {}_1F_1(2 - \ell; -2\ell; 2i\omega r), \\ \mathcal{R}_C(r) &= r^{\ell+2} e^{i\omega r} {}_1F_1(\ell - 1; 2\ell + 2; -2i\omega r) \quad \text{and} \\ \mathcal{R}_D(r) &= r^{1-\ell} e^{i\omega r} {}_1F_1(-2 - \ell; -2\ell; -2i\omega r). \end{aligned} \quad (\text{C10})$$

Of these, \mathcal{R}_B and \mathcal{R}_D have the advantage of having truncating (polynomial) ${}_1F_1$ series; due to the nature of their oscillating parts, they are manifestly linearly independent and provide a complete basis. The highest power in r shows that $\mathcal{R}_B(z)$ yields the \mathcal{R}_4 solution and $\mathcal{R}_D(z)$ yields the \mathcal{R}_3 solution. The normalization is easily obtained from the highest term:

$$\mathcal{R}_3(r) = i^{\ell-2} \frac{(2\ell)! r^{1-\ell} e^{i\omega r}}{(\ell - 2)! (2\omega)^{\ell+2}} {}_1F_1(-2 - \ell; -2\ell; -2i\omega r). \quad (\text{C11})$$

This is only valid in the limiting case where $M \rightarrow 0$; finite mass introduces a logarithmically divergent phase error due to the long-range nature of the background metric perturbation (the asymptotic expansion of $dr_*/dr - 1$ begins with the order- r^{-1} term).

For the Newtonian–Keplerian problem, we require the near-field solution $r \ll \omega^{-1}$, where

$$\mathcal{R}_3(r) = k_3 r^{1-\ell} \quad (\text{C12})$$

with

$$k_3 = i^{\ell-2} \frac{(2\ell)!}{(\ell - 2)! (2\omega)^{\ell+2}}. \quad (\text{C13})$$

A similar result allows us to normalize \mathcal{R}_4 : in the near-field zone, $\mathcal{R}_4(r) = k_4 r^{1-\ell}$ with

$$k_4 = i^{\ell-2} \frac{(2\ell)!}{(\ell + 2)!} (2\omega)^{2-\ell}. \quad (\text{C14})$$

¹⁷ The product is empty for $\ell = 2$, in which case it is understood to evaluate to unity.

C3 Wronskians and scattering coefficients

The Wronskian of the \mathcal{R}_1 and \mathcal{R}_3 solutions is easily evaluated in the Keplerian range of radii. It leads to $\aleph = (2\ell + 1)k_1k_3$; hence,

$$\aleph = i^{\ell-2} \frac{(2\ell + 1)!}{(\ell - 2)! (2\omega)^{\ell+2}} k_1. \quad (\text{C15})$$

Finally, for resonant amplitude problems, we will require c_{13} from $\mathcal{R}_1 = c_{13}\mathcal{R}_3 + c_{14}\mathcal{R}_4$. We see that in the near-field region $M \ll r \ll \omega^{-1}$, \mathcal{R}_1 is dominated by the growing-outward ($r^{\ell+2}$) solution,

while \mathcal{R}_3 and \mathcal{R}_4 are both dominated by the growing-inward ($r^{1-\ell}$) solution. Therefore, the ratio $c_{13}:c_{14}$ can be obtained by forcing the leading terms inward (i.e. coefficients of $\propto r^{1-\ell}$) to cancel. This is

$$c_{13} = -\frac{k_4}{k_3} c_{14} = i \frac{k_4 \aleph}{2\omega k_3} = i^{-\ell+1} \frac{(2\ell + 1)!}{(\ell + 2)!} (2\omega)^{1-\ell} k_1. \quad (\text{C16})$$

This paper has been typeset from a $\text{\TeX}/\text{\LaTeX}$ file prepared by the author.