

Search for new physics in events with photons, jets, and missing transverse energy in pp collisions at $\sqrt{s} = 7$ TeV



The CMS collaboration

E-mail: cms-publication-committee-chair@cern.ch

ABSTRACT: A search for physics beyond the standard model involving events with one or more photons, jets, and missing transverse energy has been performed by the CMS experiment. The data sample corresponds to an integrated luminosity of 4.93 fb^{-1} of proton-proton collisions at $\sqrt{s} = 7$ TeV, produced at the Large Hadron Collider. No excess of events with large missing transverse energy is observed beyond expectations from standard model processes, and upper limits on the signal production cross sections for new physics processes are set at the 95% confidence level. The results of this search are interpreted in the context of three models of new physics: a general model of gauge-mediated supersymmetry breaking, Simplified Models, and a theory involving universal extra dimensions. In the absence of evidence for new physics, exclusion regions are derived in the parameter spaces of the respective models.

KEYWORDS: Hadron-Hadron Scattering

ARXIV EPRINT: [1211.4784](https://arxiv.org/abs/1211.4784)

Contents

1	Introduction	2
2	Theoretical framework	3
2.1	General gauge-mediated supersymmetry breaking	3
2.2	Simplified Models	4
2.3	Universal extra dimensions	4
3	The CMS detector	5
4	Data selection	6
4.1	Photon and electron reconstruction and identification	6
4.2	Jet and missing transverse energy reconstruction and identification	8
4.3	Single-photon and diphoton event selections	8
5	Simulated samples	9
6	Background estimation methodology	11
6.1	Electron misidentification rate	12
7	Single-photon analysis	12
7.1	Background estimation	13
7.2	Results	13
8	Diphoton analysis	14
8.1	Background estimation	15
8.2	Results	16
9	Interpretation in models of new physics	17
9.1	General gauge mediated SUSY breaking	18
9.2	Simplified Models	21
9.3	Universal extra dimensions	22
10	Conclusions	22
A	Supplemental material	24
A.1	GGM interpretation	25
A.2	Simplified Model interpretation	27
A.3	UED interpretation	27
	The CMS collaboration	33

1 Introduction

The standard model (SM) of particle physics is a very successful theory describing existing experimental data. However it is not expected to describe physics up to the Planck scale, because of the extreme fine tuning required to control particle masses (hierarchy problem) [1–3], nor does it provide an explanation for dark matter. These issues with the SM motivate a broad program of searches for physics beyond the SM. Among the theories proposing physics beyond the SM, supersymmetry (SUSY) is of particular interest as it resolves these problems by introducing a symmetry between fermions and bosons resulting in a superpartner (sparticle) for each SM particle with identical quantum numbers except spin. Since no sparticles have been found yet, SUSY must be a broken symmetry with the masses of the supersymmetric particles being heavier than their SM partners. The version of supersymmetry based on general gauge-mediated (GGM) SUSY breaking [4–10] is of particular theoretical interest for new physics as it not only stabilizes the mass of the SM Higgs boson and drives the grand unification of forces, but also avoids the large flavor-changing neutral currents that trouble other SUSY-breaking scenarios. Another extension to the SM is the theory of universal extra dimensions (UED) [3], which predicts additional compactified dimensions beyond the regular four space-time dimensions of the SM. These extra dimensions (ED), which are accessible to standard model fields, could allow gauge coupling unification and provide new mechanisms for the generation of fermion mass hierarchies.

This paper describes a search for events with two signatures containing photons, which may indicate new-physics processes in a variety of theoretical scenarios including GGM supersymmetry and UED. Final states with photons are experimentally interesting as photons can be identified with relatively high purity and efficiency with the Compact Muon Solenoid (CMS) detector. The first signature studied consists of at least one isolated photon with high energy measured in the plane transverse to the beam direction (E_T), at least two hadronic jets, and large missing transverse energy (E_T^{miss}). The second signature is characterized by at least two isolated photons with high E_T , at least one jet, and large E_T^{miss} . This search is based on a data sample recorded with the CMS experiment corresponding to an integrated luminosity of $4.93 \pm 0.11 \text{ fb}^{-1}$ of pp collisions at $\sqrt{s} = 7 \text{ TeV}$ produced at the Large Hadron Collider (LHC).

The organization of this paper is as follows. This introductory section is followed in section 2 by a discussion of the theoretical framework used for the interpretation of this search, and then in section 3 by a description of the CMS detector. The event selection criteria are detailed in section 4 and the description of the simulated samples is given in section 5. The methodology to estimate backgrounds is explained in section 6. Sections 7 and 8 discuss details of the single-photon and diphoton analyses including the experimental results. Section 9.1 expresses the search results in terms of exclusion regions in the context of the GGM SUSY scenario, while in section 9.2 and section 9.3 the results are interpreted in the context of a final state driven “simplified” model, and universal extra dimensions, respectively. Conclusions are stated in section 10.

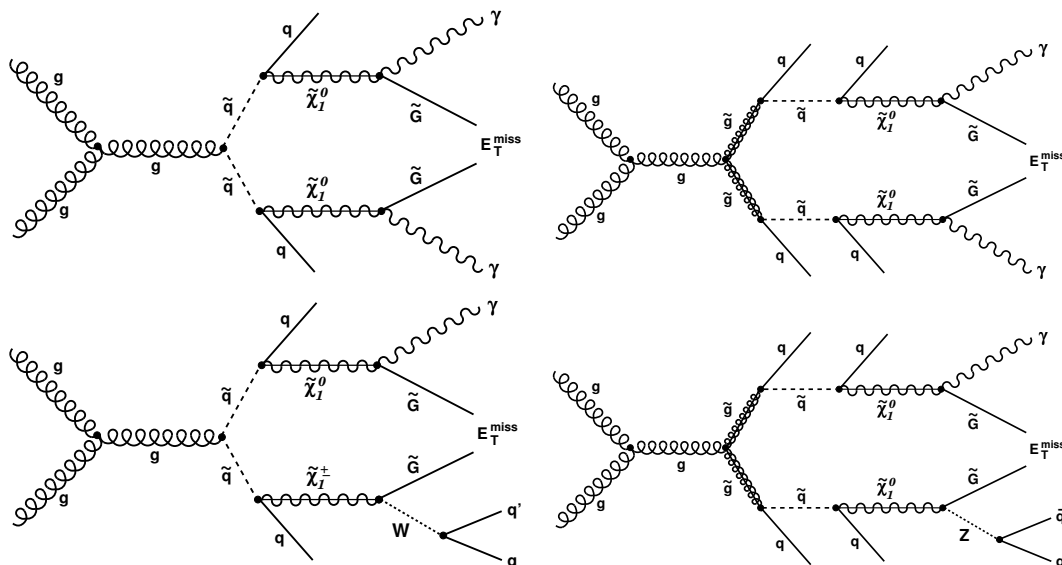


Figure 1. Example diagrams for GGM SUSY processes that result in a diphoton (top) and single-photon (bottom) final state through squark (left) and gluino (right) production at the LHC.

2 Theoretical framework

The result of this search is interpreted in the context of three models of new physics. We discuss in this section the theoretical framework on which these models are based.

2.1 General gauge-mediated supersymmetry breaking

The first model is a gauge-mediated SUSY scenario [11–13] in which the gravitino (\tilde{G}) is the lightest SUSY particle (LSP) and the lightest neutralino ($\tilde{\chi}_1^0$) is the next-to-lightest SUSY particle (NLSP). The gravitino escapes detection, leading to E_T^{miss} in the event. The neutralino in the GGM models that we consider consists predominantly of either the bino, the superpartner of the U(1) gauge field, or the wino, the superpartner of the SU(2) gauge fields. Assuming that R parity [14] is conserved, strongly-interacting SUSY particles are pair-produced at the LHC. Their decay chain includes one or more quarks and gluons, as well as the neutralino NLSP, which in turn decays into a gravitino and a photon or a Z boson. Figure 1 shows several diagrams of possible GGM processes that result in a single-photon or diphoton final state, in squark and gluino pair production processes. If the NLSP is bino-like, its branching fraction to a photon and gravitino is expected to be large, leading to an enhancement of the diphoton final state (see figure 1 top). If the NLSP is wino-like, its branching fraction to a photon and gravitino is reduced, leading to a relative enhancement of the single-photon final state (see figure 1 bottom). Therefore we perform searches in both the single-photon and diphoton final states in order to be sensitive to models with different NLSP composition.

Table 1 provides examples of such GGM decay chains leading to photons in the final state. The table is divided horizontally between single-photon and diphoton final states. The vertical direction differentiates between bino-NLSP and wino-co-NLSP cases. The

NLSP type	$\gamma + 2 \text{ jets} + E_T^{\text{miss}}$	$\gamma\gamma + \text{jet} + E_T^{\text{miss}}$
Bino-like	$\text{jets} + \tilde{\chi}_1^0 \tilde{\chi}_1^0 \rightarrow \text{jets} + \gamma + Z + \tilde{G}\tilde{G}$	$\text{jets} + \tilde{\chi}_1^0 \tilde{\chi}_1^0 \rightarrow \text{jets} + \gamma\gamma + \tilde{G}\tilde{G}$
Wino-like	$\text{jets} + \tilde{\chi}_1^0 \tilde{\chi}_1^0 \rightarrow \text{jets} + \gamma + Z + \tilde{G}\tilde{G}$ $\text{jets} + \tilde{\chi}_1^0 \tilde{\chi}_1^\pm \rightarrow \text{jets} + \gamma + W^\pm + \tilde{G}\tilde{G}$	$\text{jets} + \tilde{\chi}_1^0 \tilde{\chi}_1^0 \rightarrow \text{jets} + \gamma\gamma + \tilde{G}\tilde{G}$

Table 1. Examples of GGM cascades leading to the topologies of a single photon or diphotons in the final state.

number of jets produced in the cascades can vary depending on whether gluinos or squarks are produced, and the species of quarks in the final state. This search is also sensitive to the scenario in which the NLSP is a pure wino. In that case, the lightest chargino ($\tilde{\chi}_1^\pm$) is also a wino, and the chargino-neutralino mass difference is too small for one to decay into the other, resulting in the chargino to decay directly into a gravitino and a W boson (see figure 1). In this analysis we do not veto on the presence of isolated leptons since in the wino co-NLSP case we seek to detect the neutralino decays into Z bosons and chargino decays into W^\pm , both of which decay chains can result in leptons. The NLSP lifetime is a free parameter in GGM SUSY. Only prompt neutralino decays are considered in this analysis.

Previous searches for gauge-mediated SUSY breaking were performed by the ATLAS experiment with 36 pb^{-1} [15], 1.1 fb^{-1} [16], and 4.8 fb^{-1} [17] of pp collision data, by CMS with 36 pb^{-1} [18], as well as by experiments at the Tevatron [19, 20], LEP [21–24], and HERA [25].

2.2 Simplified Models

The experimental results of the single-photon and diphoton analyses are in addition interpreted in the context of Simplified Models (SMS) [26–31]. In SMS, a limited set of hypothetical particles and decay chains are introduced to produce a given topological signature such as the single or diphoton final state studied in this analysis. The amplitudes describing the production and decays of these particles are parametrized in terms of the particle masses. In particular, pairs of gluinos are initially produced that decay to jets and either a neutralino, and chargino or two neutralinos as shown in figure 2. The neutralino is then forced to decay into a photon and undetected LSP while the chargino is forced to produce a W boson resulting in either a single-photon or a diphoton final state. Simplified Models provide a benchmark different from other constrained models such as the GGM SUSY scenario for comparing different search strategies on a topological level. They also facilitate limit comparisons with other final state topologies.

2.3 Universal extra dimensions

Diphoton final states with large E_T^{miss} similar to those expected from GGM SUSY scenarios are also predicted by models based on universal extra dimensions. Here the existence of additional compactified dimensions are predicted in which SM fields can propagate.

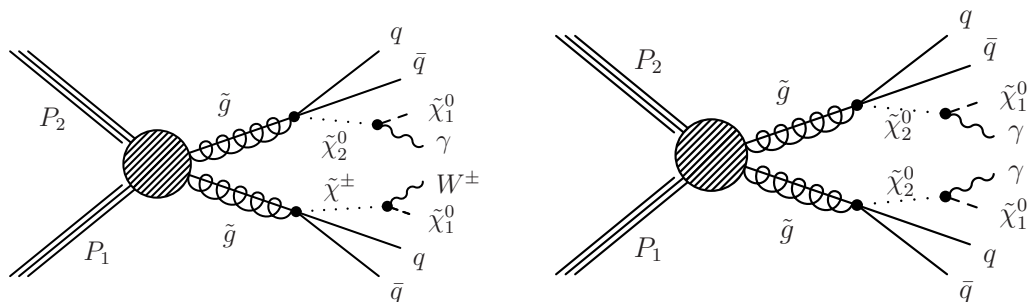


Figure 2. Example diagrams of Simplified Models resulting in single-photon (left) and diphoton (right) final states.

The UED scenario provides several significant consequences including gauge-coupling unification, supersymmetry breaking, and other phenomena beyond those predicted by the standard model [3, 32]. The propagation of SM particles through the additional dimensions leads to the existence of a series of excitations for each SM particle, known as a Kaluza-Klein (KK) tower, which can decay via cascades involving other KK particles until reaching the lightest Kaluza-Klein particle (LKP), which is the first level KK photon. SM particles such as quarks and leptons can also be produced in the cascades.

The UED space can be embedded in a larger space that has n large extra dimensions (LED) where only the graviton propagates with a $(4 + n)$ -dimensional Planck scale (M_D) of a few TeV. In this case the LKP is allowed to decay gravitationally, producing a photon and a graviton. As the dominant production mechanism at the LHC is from the strong interaction, KK quark and gluon pairs are produced, cascading down to two LKP decays resulting in the two photon plus jet(s) and E_T^{miss} final state. Previous UED studies have been performed by the D0 experiment at the Tevatron [20] and most recently by ATLAS [15].

3 The CMS detector

The central feature of the CMS detector is a superconducting solenoid, of 6 m internal diameter, providing an axial magnetic solenoid of 3.8 T along the beam direction. Within the field volume are a silicon pixel and strip tracker, a crystal electromagnetic calorimeter (ECAL), and a brass/scintillator hadron calorimeter (HCAL). Charged particle trajectories are measured by the silicon pixel and strip tracker system, covering $0 \leq \phi \leq 2\pi$ in azimuth and $|\eta| < 2.5$, where the pseudorapidity is $\eta = -\ln[\tan \theta/2]$, and θ is the polar angle with respect to the counterclockwise-beam direction. Muons are measured in gas-ionization detectors embedded in the steel return yoke. Extensive forward calorimetry complements the coverage provided by the barrel and endcap detectors.

The electromagnetic calorimeter, which surrounds the tracker volume, consists of 75 848 lead-tungstate crystals that provide coverage in pseudorapidity $|\eta| < 1.479$ in the barrel region (EB) and $1.479 < |\eta| < 3.0$ in two endcap regions (EE). The EB modules are arranged in projective towers. A preshower detector consisting of two planes of silicon

sensors interleaved with a total of $3 X_0$ of lead is located in front of the EE. In the region $|\eta| < 1.74$, the HCAL cells have widths of 0.087 in pseudorapidity and azimuth (ϕ). In the (η, ϕ) plane, and for $|\eta| < 1.48$, the HCAL cells map on to 5×5 ECAL crystal arrays to form calorimeter towers projecting radially outwards from close to the nominal interaction point. At larger values of $|\eta|$, the size of the towers increases and the matching ECAL arrays contain fewer crystals. Within each tower, the energy deposits in ECAL and HCAL cells are summed to define the calorimeter tower energies, subsequently used to provide the energies and directions of hadronic jets. In the 2011 collision data, unconverted photons with energy greater than 30 GeV are measured within the barrel ECAL with a resolution of better than 1% [33]. The HCAL, when combined with the ECAL, measures jets with a resolution $\Delta E/E \approx 100\%/\sqrt{E[\text{GeV}]} \oplus 5\%$. The CMS detector is nearly hermetic, allowing for reliable measurements of E_T^{miss} . A more detailed description of the CMS detector can be found in ref. [34].

4 Data selection

The data sample used in this analysis was recorded during the 2011 pp run of the LHC at a center-of-mass energy of 7 TeV and corresponds to an integrated luminosity of 4.93 fb^{-1} . Events were selected using the CMS two-level trigger system requiring the presence of at least one high-energy photon and significant hadronic activity or at least two photons. The first level of the CMS trigger system, composed of custom hardware processors, uses information from the calorimeters and muon detectors to select events in less than $3.2 \mu\text{s}$. The High Level Trigger processor farm further decreases the event rate from around 100 kHz to around 300 Hz, before data storage.

Photon triggers are utilized to select both the signal candidates and control samples used for background estimation. The efficiency for signal events to pass the trigger requirements ranges around 40–60%, while the efficiency for signal events which pass the photon offline selection is estimated to be greater than 99%. The single-photon search is based on the photon- H_T trigger requiring the presence of one photon with $E_T > 70 \text{ GeV}$ and the quantity H_T , the scalar sum of transverse momenta of reconstructed and calibrated calorimeter jets with $p_T > 40 \text{ GeV}$ and $|\eta| < 3.0$ in the event. Because of the continuous increase in the instantaneous luminosity, the trigger evolved with time from $H_T > 200$ to $H_T > 400 \text{ GeV}$. An inefficiency of this trigger during a short time period of data taking restricts the single-photon analysis to an integrated luminosity of 4.62 fb^{-1} . The diphoton measurement using an integrated luminosity of 4.93 fb^{-1} of pp collisions is based on a diphoton trigger with an E_T threshold of 36 GeV (22 GeV) for the leading (sub-leading) photon.

4.1 Photon and electron reconstruction and identification

Photon candidates are reconstructed from clusters of energy in the ECAL. The photon identification requires the ECAL cluster shape to be consistent with that expected from a photon, and the hadronic energy detected in the HCAL behind the photon shower not to

exceed 5% of the ECAL energy. To suppress hadronic jets being misreconstructed as photons, we require photon candidates to be isolated from other activity in the tracker, ECAL and HCAL. A cone of $\Delta R = \sqrt{(\Delta\eta)^2 + (\Delta\phi)^2} = 0.3$ is constructed around the direction of the photon candidate, and the scalar sums of transverse energies of tracks and calorimeter deposits within this ΔR cone are determined, after excluding the contribution from the photon candidate itself. These isolation sums for the tracker, ECAL and HCAL are added to form I_{comb} . This combined isolation sum is corrected for contributions from additional pp interactions (pileup) other than the hard scattering that produced the photon(s) and jets of interest.

With increasing instantaneous luminosity during the 2011 LHC operation, the number of interactions per bunch crossing has also increased, resulting in an approximately linear rise in the occupancy of the detector. The energy in the photon isolation cone is sensitive to pileup effects. In an effort to reduce the dependence on the variation of pileup, an effective energy proportional to the amount of pileup $E_{\text{pileup}} = \rho \times A_{\text{eff}}$ is subtracted from the combined photon-isolation variable. The ρ variable, which is described in detail in ref. [35], quantifies the amount of transverse momentum added to the event per unit area, e.g. by minimum bias particles. The variable A_{eff} corresponds to an effective area determined from the slope of the average isolation energy versus ρ . The values of ρ and the isolation compensation factor, $\rho \times A_{\text{eff}}$, are calculated from the data on an event by event basis. Separate effective areas are calculated for the ECAL and HCAL isolation.

The combined isolation sum is corrected for contributions from pileup using $I_{\text{comb}}^{\text{corr}} = I_{\text{comb}} - E_{\text{pileup}}$ [35]. The corrected combined isolation is required to be $I_{\text{comb}}^{\text{corr}} < 6 \text{ GeV}$, which is based on an optimization of S/\sqrt{B} as a figure of merit, where the signal S is from simulated SUSY-GGM events (see section 5) and the background B corresponds to a multijet simulated sample. As a cross check, data from a multijet-enriched sample consisting of events with low missing transverse energy $E_{\text{T}}^{\text{miss}} < 30 \text{ GeV}$, where the photon candidates passing all analysis requirements except the isolation cut, were also used as background sample. Using the same signal GGM sample, this test also results in an optimal value of $I_{\text{comb}}^{\text{corr}} < 6 \text{ GeV}$.

The criteria above are efficient for the selection not only of photons but also of electrons. To reliably separate them, we search for hit patterns in the pixel detector consistent with at least a single pixel hit matching a track from an electron. The candidates without pixel match are considered to be photons. Otherwise they are considered to be electrons, which are used to select control samples for background estimation.

Photons that fail either the shower shape or combined isolation requirement are referred to as misidentified photons. These objects are predominantly electromagnetically-fluctuated jets and are used for the background estimation based on data. The definition of the misidentified photon is designed to be orthogonal to our real candidate photons, but still similar to that of the real photon definition to provide an accurate background estimate. An upper bound on $I_{\text{comb}}^{\text{corr}}$ is introduced in order to avoid events with highly non-isolated misidentified photon objects where the resolution on $E_{\text{T}}^{\text{miss}}$ is expected to be different compared to events with real photons. An upper cut of $I_{\text{comb}}^{\text{corr}} < 30 \text{ GeV}$ (20 GeV) was found optimal for the single-photon (diphoton) analysis.

Photons which convert in the tracker material ahead of the ECAL are reconstructed and counted as photon objects. These photons can have slightly higher isolation sums than unconverted photons or, if they convert in the pixel detector, can be counted as electrons. Both possibilities of contamination have been studied and found to be negligible in this analysis.

4.2 Jet and missing transverse energy reconstruction and identification

Jets and $E_{\text{T}}^{\text{miss}}$ are reconstructed with a particle-flow (PF) technique [36, 37]. The PF event reconstruction consists of identifying every particle with an optimized combination of all sub-detector information. The energy of photons is obtained directly from the ECAL measurement, corrected for detector effects. The energy of electrons is determined from a combination of the track momentum at the primary interaction vertex, the corresponding ECAL cluster energy, and the energy sum of all bremsstrahlung photons attached to the track. The energy of muons is obtained from the corresponding track momentum. The energy of charged hadrons is determined from a combination of the track momentum and the corresponding ECAL and HCAL energy, corrected for detector effects, and calibrated for the non-linear response of the calorimeters. Finally, the energy of neutral hadrons is obtained from the corresponding calibrated ECAL and HCAL energy.

All these particles are clustered into jets using the anti- k_{T} clustering algorithm [38] with a distance parameter of 0.5. The jet momentum is determined as the vectorial sum of all particle momenta in this jet and is found in the simulation to be within 5% to 10% of the true momentum over the whole p_{T} spectrum and detector acceptance. An offset correction is applied to take into account the extra energy clustered in jets due to multiple pp interactions within the same bunch crossing, thereby reducing the dependence of jet energies on the instantaneous luminosity. Jet energy corrections are derived from simulation studies and are compared with in situ measurements using the energy balance of dijet and photon+jet events. Additional selection criteria are applied to each event. For example, jets identified to originate in spurious jet-like features from isolated electronic noise patterns in HCAL and ECAL are removed from the sample [37].

Jets selected for this analysis are required to have transverse momentum $p_{\text{T}} \geq 30$ GeV, $|\eta| \leq 2.6$ and to satisfy the following jet-selection requirements. The neutral-hadron fraction as well as the electromagnetic fraction of energy contributing to the shower created by the jet should each be < 0.99 , and the charged hadron fraction is required to be greater than zero. Events must contain at least one jet isolated from the photon candidates by $\Delta R \geq 0.5$ for the events to be retained in the signal sample.

4.3 Single-photon and diphoton event selections

The single-photon analysis requires the scalar sum of the transverse energy of all jets and all photons in the event, H_{T} , to be larger than 450 GeV, where the photon- H_{T} trigger is fully efficient. To closely resemble the trigger requirement, calorimeter jets with $p_{\text{T}} \geq 40$ GeV and $|\eta| \leq 3.0$ are used for the H_{T} calculation, but with the addition that these jets are pileup corrected. Both real and misidentified photons are included in the H_{T} calculation. Since the photon objects are also reconstructed as jets, the p_{T} of the jet is used in the H_{T} calculation

	Single photon			Diphoton		
	Signal	Multijet control	EWK control	Signal	ee control	ff control
$I_{\text{comb}}^{\text{corr}}$ [GeV]	< 6	$\geq 6, < 30$	< 6	< 6	< 6	$\geq 6, < 20$
pixel seed	veto	veto	required	veto	required	veto
Trigger	γ - H_T trigger with $p_T^\gamma \geq 70$ GeV, $H_T \geq 400$ GeV (using $p_T^{\text{jets}} \geq 40$ GeV, $ \eta < 3.0$)			$\gamma\gamma$ trigger with $p_T^{\gamma^{1,2}} \geq 36$ (22) GeV		
Photon(s)	$p_T^\gamma \geq 80$ GeV, $ \eta < 1.4$			$p_T^{\gamma^{1,2}} \geq 40$ (25) GeV, $ \eta < 1.4$		
PF Jet(s)	$p_T^{\text{jets } 1,2} \geq 30$ GeV, $ \eta < 2.6$			$p_T^{\text{jet}} \geq 30$ GeV, $ \eta < 2.6$		
H_T	$H_T \geq 450$ GeV (using $p_T^{\text{jets}, \gamma} \geq 40$ GeV, $ \eta < 3.0$)			—		
E_T^{miss}	$E_T^{\text{miss}} \geq 100$ GeV (6 excl. bins in E_T^{miss})			$E_T^{\text{miss}} \geq 50$ GeV (5 excl. bins in E_T^{miss})		

Table 2. Summary of the signal and control sample selection criteria used for the single-photon and diphoton analyses. Electron (ee) and misidentified photon (ff) categories are used in background estimations described in sections 7 and 8. The exclusive bins in E_T^{miss} are used in the limit setting procedure.

instead of the photon object, if the transverse momentum ratio between jet and photon object is greater than 95% and the photon and jet are within $\Delta R \leq 0.3$. This avoids a bias in H_T and E_T^{miss} due to the different isolation requirements for the genuine photon candidates and the misidentified photons in the multijet control samples. In addition, a photon with $E_T > 80$ GeV within $|\eta| < 1.4$ and at least two jets with $p_T \geq 30$ GeV and $|\eta| \leq 2.6$ are required. Events with isolated leptons are not rejected, and the lepton momenta are not included in the H_T determination to follow the trigger requirement.

To be within the full efficiency of the $\gamma\gamma$ trigger with an E_T threshold of 36 GeV (22 GeV) on the leading (sub-leading) photon, the diphoton offline analysis requires at least two photons with $E_T > 40$ GeV (25 GeV) for the leading (sub-leading) photon in the event and at least one jet with $p_T \geq 30$ GeV and $|\eta| \leq 2.6$. Table 2 contains a summary of the signal sample selection criteria for the single-photon and diphoton analyses. It also includes information on the background control samples described in section 6 as well as the search region for new physics in the variable of transverse missing energy as further discussed in section 9.

5 Simulated samples

Although this analysis uses methods based on data to estimate the background components, simulated samples are used to evaluate less significant backgrounds, which might be difficult to measure directly from the data, or to model the new physics (NP) signals and to validate the performance of the background estimation from data.

Scan name	Squark mass	Gluino mass	Bino mass	Wino mass
Squark-Gluino (Bino)	400–2000 GeV	400–2000 GeV	375 GeV	2000 GeV
Squark-Gluino (Wino)	400–2000 GeV	400–2000 GeV	5000 GeV	375 GeV
Gluino-Bino	5000 GeV	300–1500 GeV	50–1500 GeV	2000 GeV
Gluino-Wino	5000 GeV	300–1000 GeV	5000 GeV	100–1000 GeV
Wino-Bino	5000 GeV	5000 GeV	5–1000 GeV	115–1000 GeV

Table 3. Parameters varied in GGM signal scans used in the interpretation. Grid values along either axis in the scan are offset by 10–20 GeV to prevent degeneracies between the generated particles.

The simulated samples used in this search are produced in several ways. Depending on the process either the PYTHIA [39] or MADGRAPH [40] Monte Carlo (MC) event generators are used to generate event kinematics and fragment partons into jets. For most simulated data, in particular to study SM backgrounds, the generated events are passed through the full GEANT4-based [41] CMS detector simulation. Because of the large number of individual simulated samples required in the NP parameter space scans used in the interpretation of results in the light of NP, a fast detector simulation [42] based on a full description of the CMS detector geometry and a parameterization of single-particle showers and response is utilized to reduce the computation time for those samples. Event pileup corresponding to the luminosity profile of the analyzed data is added to all simulated samples and the generated events are reconstructed using the same software program as for the collision data.

In interpreting our results, multiple samples of simulated signal data are produced by varying model parameters individually (as in the case of the UED interpretation) or in pairs (in the case of the GGM and SMS interpretations). General gauge-mediated SUSY breaking requires the LSP to be a gravitino, and the NLSP needs to be a wino-like or bino-like neutralino to produce a final state with photon(s) plus E_T^{miss} . Bino-like neutralinos decay most of the time into a photon. Wino-like neutralinos decay mostly into Z bosons, but they also decay into a photon $\sim 20\%$ of the time, allowing our measurement to be sensitive to this channel. In the GGM scans, other SUSY particles are decoupled (forced to have high mass) in order to leave only the possibility of light squarks, gluinos and the desired neutralino NLSP or neutralino/chargino co-NLSP as kinematically allowed production particles. Table 3 shows the mass parameters varied in the five GGM planes investigated in this analysis [13]. The masses of these particles take values within the ranges indicated in the table as different scan grids are produced. In particular, the SUSY mass spectra are calculated in form of files following the SUSY Les Houches Accord (SLHA) [43] utilizing SUSPECT [44] with decay tables from SDECAY [45]. The SUSY GGM events are generated in a three-dimensional grid of squark, gluino, and NLSP masses. Squarks are taken to be degenerate in mass and all other SUSY particles are assumed to be heavy. In the scans where the NLSP mass is varied, the “next-to-next to LSP” (usually a gluino) is

required to have a higher mass, resulting in scans that only span above the diagonal in the corresponding mass plane. This is also the case for the Simplified Model scans described below. In the “Wino-Bino” scan shown at the bottom of table 3, we decouple the squarks and gluinos, leaving only electroweak production of wino-like neutralino/charginos to study our sensitivity to electroweak production of SUSY.

For the Simplified Model interpretation, more controls are exerted over the production and decay of sparticles, which are often forced to decay into a certain final state, e.g., 100% of the time. Two parameter scans referred to as the $W\gamma$ SMS (figure 2 left) and the $\gamma\gamma$ SMS (figure 2 right) are used in this analysis. They both span a grid in gluino and neutralino/chargino mass space, forcing the initial pair production of gluinos, which then decay to jets and neutralino or chargino. In the $\gamma\gamma$ Simplified Model, both gluinos are forced to decay to jets and neutralinos, which in turn decay to photons. The $W\gamma$ SMS forces one gluino to decay to a chargino, which is forced to always produce a W boson, and the other gluino decays as in the $\gamma\gamma$ Simplified Model. The $\gamma\gamma$ scan produces final states to which both the single-photon and diphoton analyses are sensitive, while the $W\gamma$ SMS scan is interpreted only through the single-photon analysis. The production cross sections of the GGM and SMS scans [46] are calculated at next-to-leading order (NLO) plus next-to-leading log in QCD using the PROSPINO program [47–51]. Except for the GGM “Wino-Bino” scan, the production in these scans is dominated by gluino-gluino, gluino-squark, and squark-squark production.

Simulated signal samples for the UED interpretation are generated using the UED model as implemented at leading order (LO) in PYTHIA [39]. Parameters for the UED model investigated in this analysis including the LO cross section are chosen to match previous UED searches by other experiments [15, 20]. The UED model has two varying parameters, the ultraviolet cutoff Λ and the radius of compactification R . In this study R is chosen as a free parameter while Λ is set to satisfy the relation $\Lambda R = 20$ [3]. Additional parameters that are used in the MC generation of the signal are chosen as follows. The number of large extra dimensions is $N = 2$ or 6, the $(N + 4)$ -dimensional Planck scale M_D is 5 TeV, while the number of KK excitation quark flavors is five. Sample points of $1/R$ ranging from 900 to 1600 GeV are produced in increments of 50 GeV.

6 Background estimation methodology

The NP signature of the photon(s) plus E_T^{miss} final state can be mimicked by SM processes in several ways. The largest backgrounds are due to events without true E_T^{miss} resulting from abundant hadronic processes, such as direct photon plus jets processes, and multi-jet production with electromagnetically rich jets misidentified as photons, which result in events with the same topology as the NP signal. The missing E_T in these hadronic events comes from poorly measured hadronic activity in the event. This background is referred to as background with false E_T^{miss} or as QCD background. The E_T^{miss} resolution for this background is much poorer than the resolution of the total E_T of the photon(s) and is determined by the resolution of the hadronic energy in the event. The strategy for determining the shape of the E_T^{miss} distribution for the QCD background is to find a

control sample that reproduces the hadronic activity in the candidate sample while having no significant true E_T^{miss} that mimics a substantial missing E_T contribution.

The second kind of background comes from processes with true E_T^{miss} . It is dominated by $W\gamma$ events and W plus jets production where the W decays into an electron plus a neutrino, with the electron or jet misidentified as a photon and the neutrino leading to E_T^{miss} . We refer to this sample as background with true E_T^{miss} or electroweak (EWK) background. It is determined in the following way. Since the photon is expected to behave almost identically to an electron in the electromagnetic calorimeter, electrons can be mistaken as photons except that electrons have hits matching the particle track in the pixel detector. We measure the electron-photon misidentification rate $f_{e\rightarrow\gamma}$ and determine the contribution of the EWK background by applying $f_{e\rightarrow\gamma}$ to our E_T^{miss} distribution (see section 6.1). The rates of other processes with true E_T^{miss} that have single photon or diphotons in their final states are quite small and are discussed for the single-photon and diphoton analyses separately in sections 7 and 8.

6.1 Electron misidentification rate

We determine the probability to misidentify an electron as a photon, by fitting the mass of the $Z \rightarrow e^+e^-$ peak seen in the ee and $e\gamma$ mass spectra, and comparing the integrals of these fits. For this purpose we identify a sample of ee events where pixel matches are required on both objects that otherwise satisfy the photon selection requirements (see details of diphoton analysis in section 8). The $e\gamma$ sample has the same requirements imposed on it as the real $\gamma\gamma$ sample, except a pixel match is required for one of the electromagnetic objects.

We extract the electron misidentification fraction from the ee and $e\gamma$ spectrum using the number of observed $Z \rightarrow ee$ events in the ee mass spectrum given as $N_{ee} = (1 - f_{e\rightarrow\gamma})^2 N_{Z \text{ true}}$ where $N_{Z \text{ true}}$ is the number of true $Z \rightarrow ee$ events. The observed $Z \rightarrow ee$ peak in the $e\gamma$ spectrum is $N_{e\gamma} = 2[f_{e\rightarrow\gamma}(1 - f_{e\rightarrow\gamma})] N_{Z \text{ true}}$ leading to $f_{e\rightarrow\gamma} = N_{e\gamma} / (2N_{ee} + N_{e\gamma})$. We can calculate the number of $Z \rightarrow ee$ events expected in the $\gamma\gamma$ spectrum using $N_{\gamma\gamma} = (f_{e\rightarrow\gamma})^2 \times N_{ee} / (1 - f_{e\rightarrow\gamma})^2$ and cross check the number of observed diphoton events.

We measure $f_{e\rightarrow\gamma}$ in bins of photon transverse momentum. The overall misidentification rate integrated over the whole p_T range is determined as $f_{e\rightarrow\gamma} = 0.015 \pm 0.002$ (stat.) ± 0.005 (syst.). This number is used for the diphoton analysis, while for $p_T > 80$ GeV a misidentification rate of $f_{e\rightarrow\gamma} = 0.0080 \pm 0.0025$ (stat.) is determined. The latter rate is used for the single-photon search since $p_T(\gamma) > 80$ GeV is the momentum region relevant for this analysis.

7 Single-photon analysis

The single-photon analysis targets especially SUSY scenarios in which the lightest gaugino comprises a large non-bino-like mixture. In this case the branching fraction of the lightest gaugino to a photon and the gravitino LSP is reduced and decays into other bosons like W , Z , or Higgs occur, leading to additional jets and possibly leptons in the final state, suppressing events with more than one photon. Events with leptons or more than one photon are not removed in the single-photon analysis. The potential overlap with the diphoton selection has been studied and is found to be negligible.

7.1 Background estimation

The dominant background in the single-photon analysis is a composition of processes such as γ +jets and multijet QCD production with one jet misidentified as a photon. The shape of the E_T^{miss} distribution is similar for both background contributions, as the event topologies are very similar. Therefore, these two contributions to the QCD background are estimated together from the same control sample. This background sample is selected by applying the signal selection requirements, except that the photon candidate is required to fail the photon identification criteria but to satisfy a loose isolation requirement. Such misidentified photon candidates follow a definition orthogonal to the photon identification criteria in the signal selection. The background control sample is weighted to correct for the difference in p_T spectra of misidentified and genuine photons. The weights as a function of the photon transverse energy are determined in bins of p_T from the ratio of events in the misidentified and genuine photon samples for $E_T^{\text{miss}} < 100$ GeV, which is taken as a signal-depleted region for the normalization of the QCD background to the single-photon data.

The EWK background contribution is much smaller than the QCD background. The dominant contributions are from $t\bar{t}$ production or events with W or Z bosons with one or more neutrinos in the final state in which the electron is misidentified as a photon. This background is modeled from the data using an electron control sample selected by the same trigger as the signal dataset. The electron control sample is weighted according to the misidentification rate, $f_{e\rightarrow\gamma}$, measured in $Z \rightarrow ee$ events, as discussed in section 6.1.

Additional backgrounds can contribute due to initial-state radiation (ISR) and final-state radiation (FSR) of photons. Both ISR and FSR, in events with electrons in the final state, are already covered by the EWK background prediction from data. The remaining contributions from W, Z, and $t\bar{t}$ events are taken from MC simulation.

7.2 Results

The dominant systematic uncertainty in the background estimation arises from the small number of events in the misidentified-photon control sample. The statistical uncertainty associated with the $E_T^{\text{miss}} < 100$ GeV sample, where the normalization of misidentified and genuine photon samples is calculated in bins of photon p_T , is propagated as a systematic uncertainty. The uncertainty is taken to be correlated among the E_T^{miss} bins, as a given E_T^{miss} bin receives contributions from several photon p_T normalization bins. The method assumes, that the E_T^{miss} and the photon momentum are uncorrelated. This has been validated in simulation up to 5%, which is assigned as additional systematic uncertainty.

In comparison, the systematic uncertainty due to the statistically limited electron control sample used for the electroweak background prediction is negligible. In addition, the small uncertainty in the electron misidentification rate $f_{e\rightarrow\gamma} = 0.008 \pm 0.0025$ is propagated resulting in small systematic uncertainties in the EWK background prediction. Finally, a conservative uncertainty of 50% on the ISR and FSR contributions to the W/Z and $t\bar{t}$ cross sections is added.

All background components are shown in figure 3 together with the data (points with errors bars) and two GGM benchmark signal samples, one excluded (red line) and one not

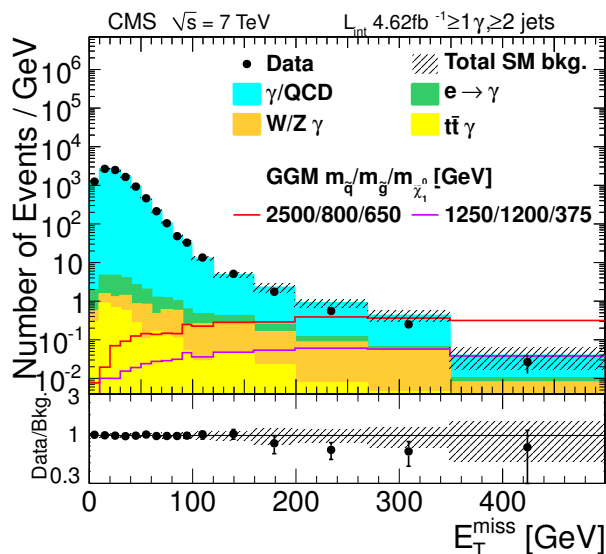


Figure 3. Missing E_T spectrum of single-photon data (dots with error bars) compared to various SM background predictions (solid colored histograms). The shaded area indicates the uncertainty in the total background prediction. The E_T^{miss} spectrum for two example GGM points (red upper and blue lower solid curves with masses of $m_{\tilde{q}}/m_{\tilde{g}}/m_{\tilde{\chi}_1^0}$ in GeV) on either side of our exclusion boundary are also shown. At the bottom, the ratio of data over standard model prediction is shown as a function of E_T^{miss} . The error bars take into account only the statistical error of the data sample, while the hatched area is the uncertainty in the expected background from the SM processes.

E_T^{miss} bins [GeV]	100–120	120–160	160–200	200–270	270–350	> 350
QCD (from data)	262 ± 37	173 ± 27	82 ± 24	55 ± 14	29 ± 11	6.8 ± 4.2
$e \rightarrow \gamma$ (from data)	4.5 ± 1.9	6.0 ± 2.5	3.2 ± 1.3	2.3 ± 1.0	0.8 ± 0.4	0.4 ± 0.2
FSR/ISR (W, Z)	4.7 ± 1.3	8.2 ± 1.8	5.5 ± 1.5	5.4 ± 1.3	4.0 ± 1.3	1.7 ± 0.9
FSR/ISR ($t\bar{t}$)	0.6 ± 0.3	1.7 ± 0.6	0.9 ± 0.4	0.5 ± 0.4	0.4 ± 0.3	≤ 0.01
Total SM estimation	272 ± 37	189 ± 27	91 ± 24	63 ± 14	34 ± 11	8.8 ± 4.3
Data	283	199	70	39	20	4

Table 4. Resulting event yields for the ≥ 1 photon and ≥ 2 jet selection in 4.62 fb^{-1} of data for six distinct signal search bins.

excluded (blue line) by this analysis. The same information is summarized in table 4. No excess beyond standard model predictions is observed.

8 Diphoton analysis

The diphoton analysis is most sensitive to SUSY scenarios in which the lightest neutralino is bino-like decaying into a photon and the gravitino as LSP, as well as models predicting universal extra dimensions. To keep the analysis as inclusive as possible, no veto is applied on additional leptons in the event.

8.1 Background estimation

To estimate the QCD background from data in the diphoton analysis, two different datasets are utilized. The first sample contains two misidentified photons, and in what follows referred to as the ff (“fake-fake”) sample, comprising multijet events. This is the main dataset to estimate the QCD background. The second data sample contains events with two electrons (ee) with an invariant mass between 81 and 101 GeV, and is dominated by $Z \rightarrow ee$ decays. The ee sample is used to study systematic effects on our background estimate. We do not utilize a sample consisting of a real and a misidentified photon (“photon-fake” sample) for our background estimate. Since only one of the photons is misidentified, such a sample would still contain real diphoton events, giving rise to a potentially large contamination from signal events. In addition, a “photon-fake” sample includes events from photon-jet QCD production. Such events have kinematic properties (“back-to-back”) that are quite different from our expected signal events and thus “photon-fake” events do not constitute a good choice for a background sample.

Comparing the E_T^{miss} resolution between diphoton signal and background events, the E_T resolution for electrons and misidentified photons is similar to the resolution for true photons. It is negligible compared with the resolution for the hadronic energy, which dominates the E_T^{miss} resolution. The events in both control samples are reweighted to reproduce the diphoton transverse energy distribution in the signal data sample, and, therefore, the transverse energy of hadronic recoil against the photons. The E_T^{miss} distributions in the reweighted control samples show good agreement with the diphoton signal samples within uncertainties as shown for the ff sample in figure 4. The shape of the E_T^{miss} distribution for the ff sample is used to determine the magnitude of the QCD background after normalizing the ff background shape to the diphoton data in the region of low missing transverse energy $E_T^{\text{miss}} < 20$ GeV, which is dominated by QCD background. We choose to use the prediction from the ff sample as the estimator of the QCD background while the difference from the sideband-subtracted ee sample to the ff estimate is taken as an estimate of the systematic uncertainty in the determination of the QCD background. The ee sample has been corrected for a small contribution from diboson production (WZ and ZZ) using PYTHIA with NLO cross section resulting in a correction of 0.2–18% depending on E_T^{miss} bins, and ee events with true E_T^{miss} . As an illustration of the reliability of the QCD background estimate, in the E_T^{miss} control region from 30 to 50 GeV, 3443 candidate diphoton events are observed in the sample requiring ≥ 1 jet in the event. In the same E_T^{miss} region the prediction from the ff and ee sample yields 3636 ± 79 (stat.) and 3045 ± 26 (stat.) events, respectively.

The estimated EWK background is determined with the ee and $e\gamma$ samples as described in section 6 and is calculated to be much smaller than the QCD background. Other backgrounds such as $Z\gamma\gamma \rightarrow \nu\nu\gamma\gamma$, $W\gamma\gamma \rightarrow \ell\nu\gamma\gamma$, $t\bar{t}\gamma\gamma$, or $Z\gamma\gamma$ events where the $Z \rightarrow \tau\tau$ is followed by a τ decay such as $\tau \rightarrow \pi\nu$ or $\tau \rightarrow e(\mu)\nu\nu$ have been found to be $< 0.1\%$ using simulations.

Drell-Yan events can also contribute as background if both electrons are misidentified as photons. While the Drell-Yan process does not have true E_T^{miss} , it can have mismeasured

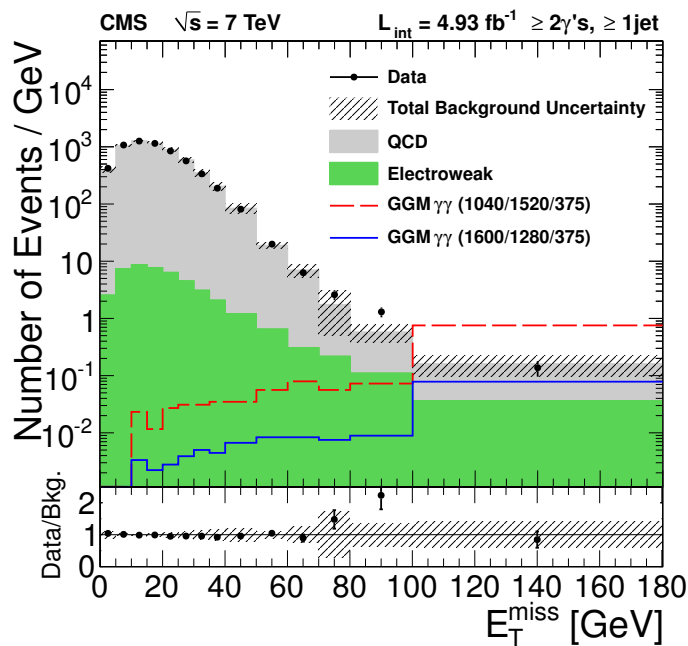


Figure 4. The E_T^{miss} spectrum of $\gamma\gamma$ data compared to QCD prediction together with small EWK background for events with at least one jet. The hatched areas indicate the total background uncertainties. Two example GGM points (dashed red upper and solid blue lower curves with masses of $m_{\tilde{q}}/m_{\tilde{g}}/m_{\tilde{\chi}_1^0}$ in GeV) on either side of our exclusion boundary are also shown. At the bottom, the ratio of data over standard model prediction is shown as a function of E_T^{miss} . The error bars take into account only the statistical error of the data sample, while the hatched area is the error on the expected background from the SM processes.

E_T^{miss} due to resolution effects in the accompanying hadronic activity. Given the high expected electron pixel match efficiency, and the relatively low cross section for Drell-Yan production, the contribution from this background is also negligible.

8.2 Results

The E_T^{miss} distribution in the $\gamma\gamma$ sample requiring ≥ 1 jet in the event is presented in figure 4 as points with errors bars. The green shaded area shows the estimated amount of the EWK background while the QCD background prediction from the ff sample is shown in grey after normalization to the $\gamma\gamma$ sample minus the estimated EWK contribution in the region $E_T^{\text{miss}} \leq 20$ GeV. The hatched areas indicate the total background uncertainties.

Table 5 summarizes the observed number of $\gamma\gamma$ events in bins of E_T^{miss} as well as the expected QCD and EWK background with statistical and systematic uncertainty. The systematic error is determined from the difference between the ff sample used to predict the QCD background and the ee sample utilized as an alternative background estimate after the ee data are sideband subtracted and corrected for a small diboson contributions. For the region of large missing transverse energy, no excess of data over the SM expectation is found. We observe 11 diphoton events with $E_T^{\text{miss}} \geq 100$ GeV while the total background expectation is calculated to be 13.0 ± 4.2 (stat.) ± 1.7 (syst.) events.

E_T^{miss} bins [GeV]	50–60	60–70	70–80	80–100	> 100
QCD background	$183.8 \pm 17.7 \pm 12.5$	$67.3 \pm 10.7 \pm 13.6$	$15.4 \pm 5.1 \pm 11.5$	$9.4 \pm 4.0 \pm 0.7$	$10.1 \pm 4.2 \pm 1.4$
EWK background	$6.5 \pm 0.3 \pm 2.2$	$3.1 \pm 0.2 \pm 1.0$	$2.2 \pm 0.2 \pm 0.7$	$2.2 \pm 0.2 \pm 0.8$	$2.9 \pm 0.2 \pm 1.0$
Total background	$190.3 \pm 17.7 \pm 12.7$	$70.4 \pm 10.7 \pm 13.7$	$17.6 \pm 5.1 \pm 11.5$	$11.6 \pm 4.0 \pm 1.0$	$13.0 \pm 4.2 \pm 1.7$
Data	199	63	26	26	11

Table 5. Number of diphoton candidates from data as well as estimates of QCD and EWK background in bins of E_T^{miss} . The first error is statistical and the second is systematic for each entry.

9 Interpretation in models of new physics

We determine the efficiency for NP signal events to pass our analysis selections by applying correction factors derived from data to the MC simulation of the signal. Since there is no large clean sample of genuine photons in the data, we rely on the similarities between the detector response to electrons and photons to extract the photon identification efficiency. A scale factor is obtained and applied to the photon efficiency in MC simulation by forming a ratio between the electron efficiency from $Z \rightarrow ee$ events that pass all photon selections (except for the pixel match) and the corresponding electron efficiencies from simulation. The obtained data-to-MC scale factor 0.994 ± 0.002 (stat.) ± 0.035 (syst.) is applied to the photon efficiencies obtained from MC simulation. Other sources of the larger systematic uncertainties in the signal yield include the error on integrated luminosity (2.2%) [52], pileup effects on photon identification (2.5%), and small parton distribution functions (PDF) uncertainties in the acceptance. Systematic uncertainties in the theoretical cross section prediction consist of the PDF uncertainty (4–66%) and renormalization scale (4–28%) uncertainty depending on the parameters of the NP signal.

The goal of this analysis is to find evidence for the production of NP by observing an excess of events above the SM background in the high E_T^{miss} region of the single-photon and diphoton signal samples. Since no such excess is observed, upper limits are derived on potential signals of various NP models. The statistical approach used to derive limits constructs a test statistic as the product of likelihood ratios in bins of E_T^{miss} . These likelihoods are functions of the predicted signal and background yields in each bin. Systematic uncertainties are introduced as nuisance parameters in the signal and background models. Log-normal distributions are taken as a suitable choice for the probability density distributions of the nuisance parameters in order to incorporate uncertainties in the background rates, integrated luminosity, and the signal acceptance times efficiency.

In order to compare the compatibility of the observed data with a NP signal hypothesis, we use a LHC-style profiled likelihood test statistics [53]. In particular, for the comparison of the data to a signal-plus-background hypothesis, where the signal and background expectations are functions of nuisance parameters θ and the signal is scaled by a signal strength parameter μ , we construct a one-sided test statistic $-2 \ln \tilde{q}_\mu$ based on the profile likelihood ratio $\tilde{q}_\mu = \mathcal{L}(\text{data}|\mu, \hat{\theta}_\mu) / \mathcal{L}(\text{data}|\hat{\mu}, \hat{\theta})$ with constraint $0 \leq \hat{\mu} \leq \mu$ [53]. Here, $\hat{\theta}_\mu$ refers to the conditional maximum likelihood estimators of θ given the signal strength

parameter μ and the actual data. The pair of parameter estimators $\hat{\theta}$ and $\hat{\mu}$ correspond to the global maximum of the likelihood. The modified frequentist CL_S criterion [54, 55] is used to determine upper limits on the cross section of a possible NP signal at the 95% confidence level (CL).

To achieve optimal sensitivity, the limits are calculated in distinct bins and multiple exclusive search channels in E_T^{miss} are combined into one test statistic considering the bin-to-bin correlations of the systematic uncertainties. For the single-photon analysis, six distinct bins for $E_T^{\text{miss}} \geq 100$ GeV are used, [100,120), [120,160), [160,200), [200,270), [270,350), and [350, ∞) given in GeV, while the diphoton analysis uses the following E_T^{miss} ranges given in GeV: [50,60), [60,70), [70,80), [80,100), and [100, ∞). These bins in E_T^{miss} correspond to the event yields given in tables 4 and 5. In general, the sensitivity is dominated by the highest E_T^{miss} bin. Since in both searches the estimated background exceeds slightly the observed data in the highest E_T^{miss} bin, the observed limits are generally slightly stronger than the expected limits. Some regions of the possible signal phase space, e.g. where the LSP receives only a small amount of transverse momentum, resulting in small E_T^{miss} , also benefit from other search bins and therefore from the combination.

A possible contamination by signal in the control samples used for the background estimation has been studied and was found to be negligible for the diphoton final state. For the single-photon analysis the expected contamination for a given signal is considered in the limit calculation in the signal-plus-background hypothesis. The background overestimation due to the contamination is typically a few percent, if the signal cross section is of the same order than the cross section limits.

9.1 General gauge mediated SUSY breaking

Since the physical neutralinos $\tilde{\chi}^0$ and charginos $\tilde{\chi}^\pm$ are an admixture of gaugino eigenstates, different scenarios of gaugino mixing have been studied. In the first case, referred to as bino-like, the lightest neutralino is assumed to be pure bino-like, while the lightest chargino is assumed to be heavy and decoupled. In this case, the production of the neutralino occurs mostly in the cascade decays of the squarks and gluinos, since the neutralino pair production cross section is very small. In the second case, referred to as wino-like, the neutralino and chargino have comparable mass and are assumed to be pure wino-like. In this case, both the neutralino and chargino are produced in squark and gluino decays, but direct chargino-neutralino production may also contribute. Furthermore, in the wino-like case, the expected event yields for the single-photon and diphoton analyses are reduced since the chargino (neutralino) may decay to a W (Z) and the gravitino (see figure 1).

The resulting upper limits on the GGM production cross section, at 95% CL, as well as exclusion contours are shown in figure 5 for the gluino versus squark mass plane from 400 to 2000 GeV in squark and gluino mass, with the neutralino mass set at 375 GeV. This mass value is chosen to represent a reasonably light NLSP, but high enough to be outside current exclusion limits. For the wino-like scenario, the single-photon cross section upper limit is of order 0.03–0.1 pb at 95% CL with a typical acceptance of $\sim 7\%$. For the bino-like scenario, the diphoton cross section limit is of order 0.003–0.01 pb at 95% CL with a typical acceptance of $\sim 30\%$ for $E_T^{\text{miss}} > 100$ GeV. Squark and gluino masses up to

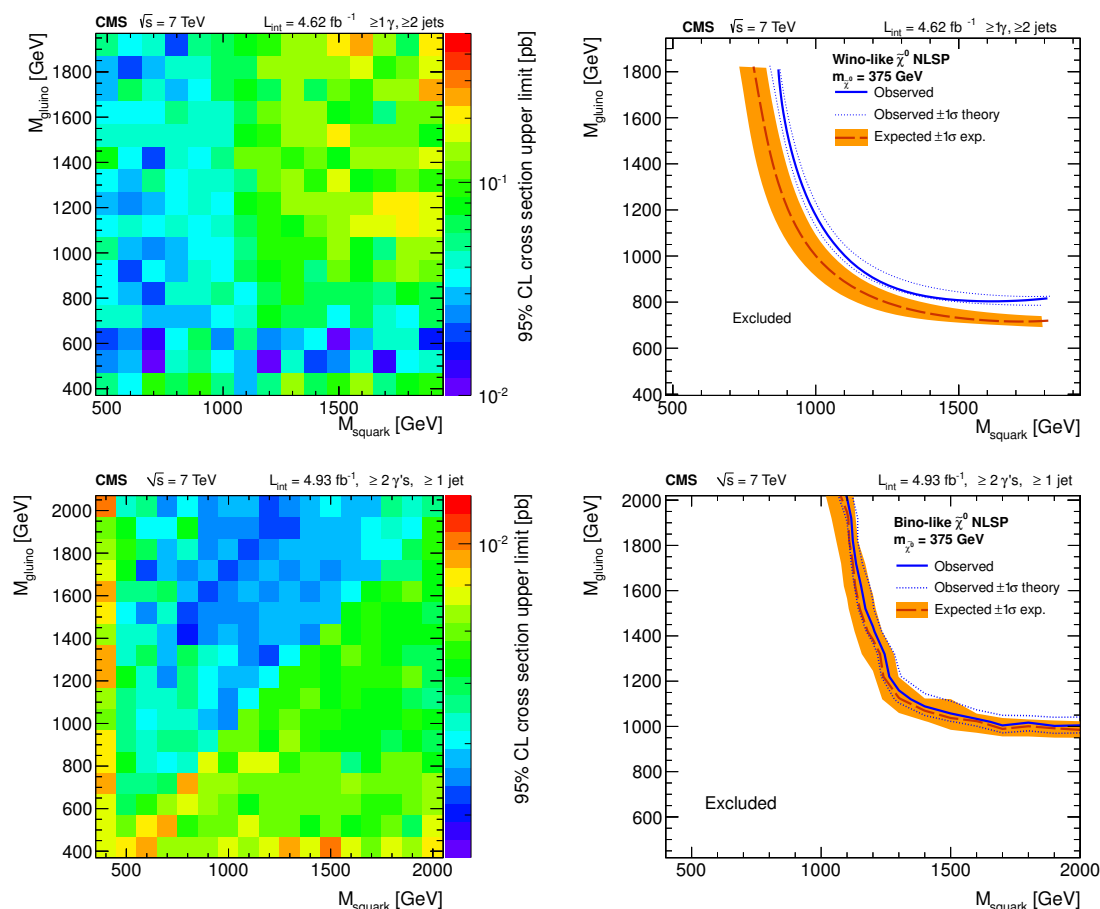


Figure 5. Observed upper limits at 95% CL on the signal cross section (left) and corresponding exclusion contours (right) in gluino-squark mass space for the single-photon search in the wino-like scenario (top) and the diphoton analysis for a bino-like neutralino (bottom). The shaded uncertainty bands around the expected exclusion contours correspond to experimental uncertainties, while the NLO renormalization and PDF uncertainties of the signal cross section are indicated by dotted lines around the observed limit contour.

about 800 GeV are excluded in the wino-like scenario by the single-photon search, while the diphoton analysis excludes squarks and gluinos up to masses of ~ 1 TeV for a bino-like neutralino, both limits at 95% CL. The corresponding 95% CL limits on the signal cross section and exclusion contours for the single-photon (diphoton) analysis in the bino-like (wino-like) scenario are available in appendix A.

As further interpretation of the single-photon and diphoton results, figure 6 shows the exclusion contours in the plane of gluino versus neutralino mass for the single-photon wino-like and the diphoton bino-like scenarios. The diphoton search excludes gluino production for a bino-like neutralino for gluino masses up to about 1 TeV rather independent of the neutralino mass. The 95% CL upper limits on the signal cross section for the single-photon (diphoton) wino-like (bino-like) scenario in the gluino-neutralino mass plane as well as the corresponding single-photon bino-like and diphoton wino-like 95% CL limit plots and contours can be found in appendix A.

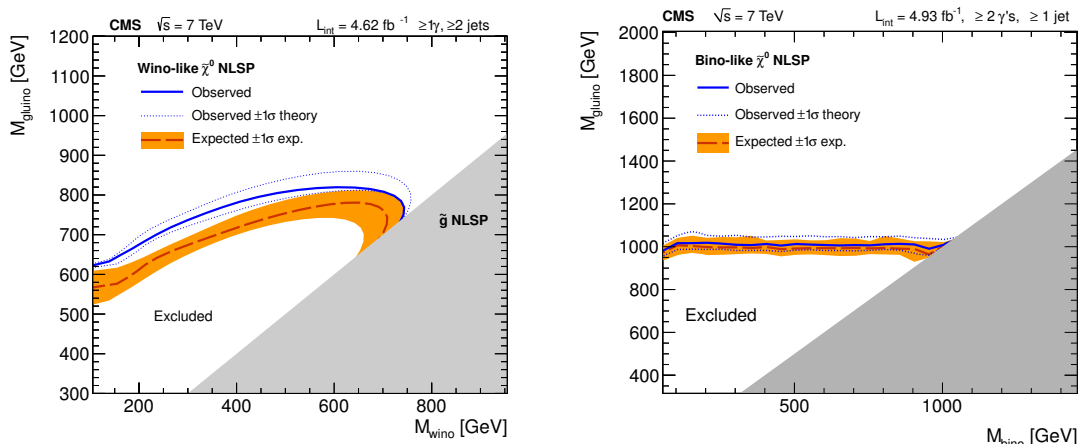


Figure 6. Exclusion contours at 95% CL in the plane of gluino versus neutralino mass for the single-photon search in the wino-like scenario (left) and the diphoton analysis for a bino-like neutralino (right).

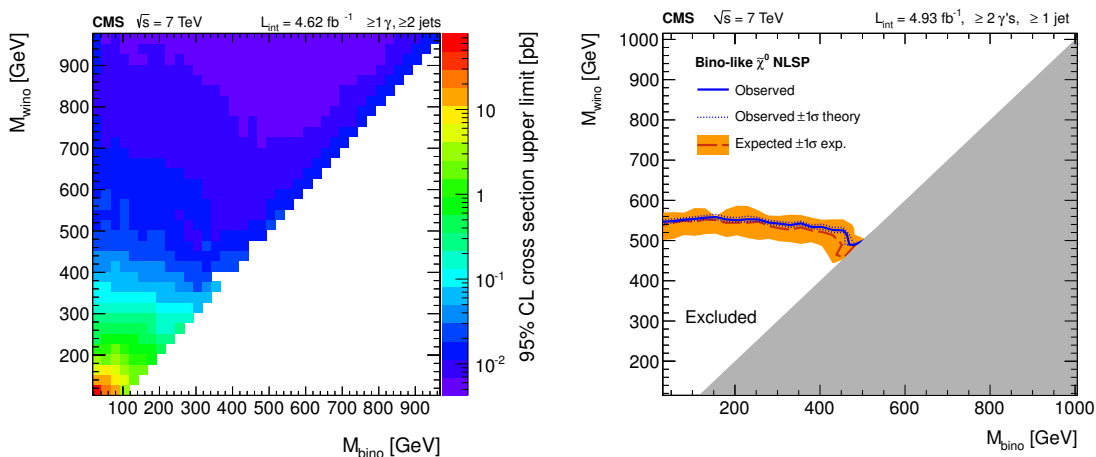


Figure 7. 95% CL exclusion contour and corresponding observed and expected contours in the bino-like versus wino-like gaugino mass for the diphoton (right) and the cross section limit for the single-photon analysis (left).

Finally, we study for the first time in the final state with photons the electroweak production of winos, i.e. the pair and associated production of wino-like neutralinos and charginos, that decay to a bino-like NLSP by decoupling the squarks and gluinos leaving only electroweak production in the simulated samples. Figure 7 shows limits on the signal cross section and exclusion contours in the plane of wino-like versus bino-like gaugino mass for the single-photon and diphoton analyses, where the diphoton search excludes wino masses up to about 500 GeV almost independent of the bino mass. Since no continuous exclusion contour line can be drawn for the single-photon analysis, we can only present the 95% CL upper limits on the signal cross section. The corresponding 95% CL upper limits on the signal cross section in the plane of wino-like versus bino-like gaugino mass for the diphoton analysis are available in appendix A.

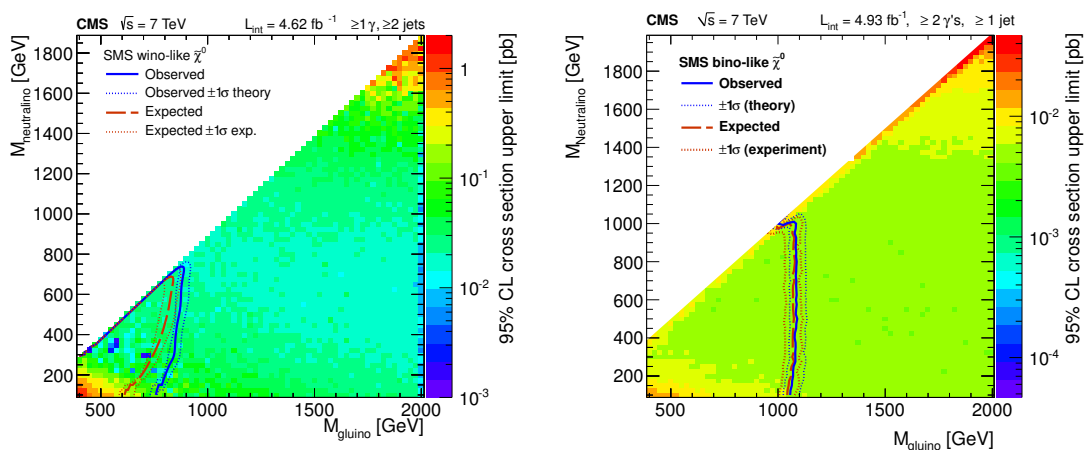


Figure 8. Results for Simplified Models in form of 95% CL upper limits on the cross section plus overlaid exclusion contours for the single-photon analysis in the $W\gamma$ Simplified Model (left) and for the diphoton analysis in the $\gamma\gamma$ SMS interpretation (right).

9.2 Simplified Models

In this section we interpret the results of our single-photon and diphoton search in terms of Simplified Models, which allow a presentation of our exclusion potential in the context of a larger variety of fundamental models, not necessarily in the GGM framework. For the SMS interpretation, we force the initial pair production of gluinos, which decay to jets and a neutralino or chargino. Two cases are studied. Firstly, in the $\gamma\gamma$ Simplified Model both gluinos decay to jets and neutralino, which are forced to decay to photons plus gravitino (see figure 2) producing a final state with two photons. This model is sensitive to both the diphoton and single-photon analyses. Secondly, in the $W\gamma$ SMS, one gluino is forced to decay to a chargino, which always produces a W boson, and the other gluino decays as in the $\gamma\gamma$ SMS scan resulting in a photon, allowing only the single-photon analysis to be interpreted within this Simplified Model.

The results in the form of upper limits on the cross section and overlaid exclusion contours, at 95% CL, in the neutralino versus gluino mass plane are shown in figure 8 for the single-photon analysis in the case of the $W\gamma$ Simplified Model, and for the diphoton analysis in the $\gamma\gamma$ SMS interpretation. The Simplified Model results in the gluino-neutralino mass plane are similar to the GGM interpretation resulting in slightly more stringent but similar limits as compared to the single-photon and diphoton contours shown in figure 6. This is not unexpected since both processes probe very similar production and decay chains and by construction, the SMS captures the main features of the full GGM model well. Additional figures such as the corresponding acceptances in the gluino-neutralino mass plane for the single-photon (diphoton) analysis in the $W\gamma$ ($\gamma\gamma$) SMS interpretation and corresponding results from the single-photon analysis in the $\gamma\gamma$ Simplified Model are available in appendix A.

9.3 Universal extra dimensions

Diphoton final states with large E_T^{miss} are also predicted by UED models [3] postulating the existence of additional spatial dimensions of compactification radius R . For the investigated model the UED space is embedded in an additional space of large extra dimensions where only the graviton propagates and the LKP decays gravitationally, producing a photon and a graviton. The diphoton analysis results can thus be interpreted in the context of the UED model. The model parameters are chosen to match a study by the D0 collaboration, which excludes $1/R < 477$ GeV [20] and a more recent result by the ATLAS experiment excluding $1/R < 728$ GeV [15]. To determine the effect of the number of large ED on the potential limit for UED, n was varied. By changing the number of large ED, the branching ratios of the different decay channels are changed but the overall UED production cross section remains the same. For $n \geq 3$ decays involving a heavy graviton with mass of order $(1/R)$ dominate while for $n = 2$ decays involving light gravitons are more prevalent [56]. For n equal to 4 and 6, the E_T^{miss} distributions are very similar allowing the comparison only for $n = 6$ to $n = 2$ where the E_T^{miss} distribution is flatter resulting in a slightly lower efficiency.

To determine the acceptance times efficiency, UED signal simulated samples generated with $1/R$ ranging from 900 to 1600 GeV as described in section 5 are analyzed adopting the same selection criteria as used for the GGM diphoton analysis. The cross section upper limit for the production of KK particles, which would indicate the presence of UED, can be calculated in the same way as for the GGM limit calculation. The maximum UED production cross section is computed using the acceptance times efficiency from signal Monte Carlo simulations and the same luminosity, background estimate, and number of observed $\gamma\gamma$ signal events as for the GGM limit calculation. The signal acceptance times efficiency is rather flat in the region of interest ranging from about 0.42 at $1/R \sim 900$ GeV to 0.46 at $1/R \sim 1600$ GeV. The UED cross sections and the 95% CL upper limit on the signal cross section are interpolated and their intersection is determined and shown in figure 9. Uncertainties due to PDFs and renormalization scale are shown as the shaded region, while the intersection of the central value implies that the range of $1/R < 1380$ GeV for $n = 6$ is excluded with an expected limit of 1350 GeV. This is the best UED limit to date. For $n = 2$ the exclusion limit is reduced to 1350 GeV for an expected limit of 1340 GeV. The corresponding UED acceptance times efficiency distributions for $n = 2$ and 6 as well as the 95% CL cross section upper limit for $n = 2$ are available in appendix A.

10 Conclusions

In summary, a search for physics beyond the standard model has been performed in single-photon and diphoton events using the E_T^{miss} spectrum comparing data and SM background expectations. This search is based on 2011 CMS data comprising 4.93 fb^{-1} of pp collisions at $\sqrt{s} = 7$ TeV. No evidence of NP is found and upper limits are derived for three theoretical interpretations. First, in the SUSY GGM model the single-photon (diphoton) analysis derives exclusion regions for the production cross section in the parameter space of squark and gluino masses of order 0.03–0.1 pb (0.003–0.01 pb) at the 95% CL for a wino-like (bino-like) scenario, corresponding to the exclusion of squark and gluino masses

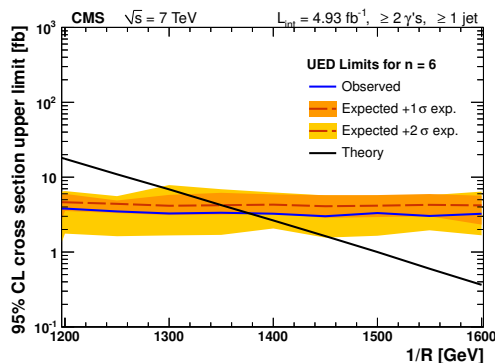


Figure 9. Upper limit on the UED model cross section for $n=6$ at 95% CL compared with expected UED production cross sections (black diagonal line). The shaded region shows the uncertainty due to PDFs and renormalization scale on the expected limit.

up to masses of order 800 GeV (1 TeV). Exclusion contours at the 95% CL are presented in the plane of gluino versus neutralino mass for a wino-like (bino-like) neutralino with the single-photon (diphoton) analysis. In addition, for the first time, electroweak production is studied in the plane of wino-like versus bino-like gaugino mass where the diphoton search excludes wino masses up to ~ 500 GeV.

The single-photon and diphoton analyses are in addition interpreted in the context of Simplified Models resulting in similar exclusion limits and contours. Finally, the diphoton analysis is reinterpreted as a search for universal extra dimensions, leading to 95% exclusion values of the inverse compactification radius $1/R < 1380$ GeV for $n = 6$ large extra dimensions constituting the currently best limit on the considered UED model.

Acknowledgments

We would like to thank David Shih for stimulating discussions and help with the production of our SUSY simulated samples for which he kindly provided SLHA files.

We congratulate our colleagues in the CERN accelerator departments for the excellent performance of the LHC and thank the technical and administrative staffs at CERN and at other CMS institutes for their contributions to the success of the CMS effort. In addition, we gratefully acknowledge the computing centres and personnel of the Worldwide LHC Computing Grid for delivering so effectively the computing infrastructure essential to our analyses. Finally, we acknowledge the enduring support for the construction and operation of the LHC and the CMS detector provided by the following funding agencies: the Austrian Federal Ministry of Science and Research; the Belgian Fonds de la Recherche Scientifique, and Fonds voor Wetenschappelijk Onderzoek; the Brazilian Funding Agencies (CNPq, CAPES, FAPERJ, and FAPESP); the Bulgarian Ministry of Education, Youth and Science; CERN; the Chinese Academy of Sciences, Ministry of Science and Technology, and National Natural Science Foundation of China; the Colombian Funding Agency (COLCIENCIAS); the Croatian Ministry of Science, Education and Sport; the Research Promotion Foundation, Cyprus; the Ministry of Education and Research, Recurrent fi-

nancing contract SF0690030s09 and European Regional Development Fund, Estonia; the Academy of Finland, Finnish Ministry of Education and Culture, and Helsinki Institute of Physics; the Institut National de Physique Nucléaire et de Physique des Particules / CNRS, and Commissariat à l'Énergie Atomique et aux Énergies Alternatives / CEA, France; the Bundesministerium für Bildung und Forschung, Deutsche Forschungsgemeinschaft, and Helmholtz-Gemeinschaft Deutscher Forschungszentren, Germany; the General Secretariat for Research and Technology, Greece; the National Scientific Research Foundation, and National Office for Research and Technology, Hungary; the Department of Atomic Energy and the Department of Science and Technology, India; the Institute for Studies in Theoretical Physics and Mathematics, Iran; the Science Foundation, Ireland; the Istituto Nazionale di Fisica Nucleare, Italy; the Korean Ministry of Education, Science and Technology and the World Class University program of NRF, Korea; the Lithuanian Academy of Sciences; the Mexican Funding Agencies (CINVESTAV, CONACYT, SEP, and UASLP-FAI); the Ministry of Science and Innovation, New Zealand; the Pakistan Atomic Energy Commission; the Ministry of Science and Higher Education and the National Science Centre, Poland; the Fundação para a Ciência e a Tecnologia, Portugal; JINR (Armenia, Belarus, Georgia, Ukraine, Uzbekistan); the Ministry of Education and Science of the Russian Federation, the Federal Agency of Atomic Energy of the Russian Federation, Russian Academy of Sciences, and the Russian Foundation for Basic Research; the Ministry of Science and Technological Development of Serbia; the Secretaría de Estado de Investigación, Desarrollo e Innovación and Programa Consolider-Ingenio 2010, Spain; the Swiss Funding Agencies (ETH Board, ETH Zurich, PSI, SNF, UniZH, Canton Zurich, and SER); the National Science Council, Taipei; the Thailand Center of Excellence in Physics, the Institute for the Promotion of Teaching Science and Technology and National Electronics and Computer Technology Center; the Scientific and Technical Research Council of Turkey, and Turkish Atomic Energy Authority; the Science and Technology Facilities Council, UK; the US Department of Energy, and the US National Science Foundation.

Individuals have received support from the Marie-Curie programme and the European Research Council (European Union); the Leventis Foundation; the A. P. Sloan Foundation; the Alexander von Humboldt Foundation; the Belgian Federal Science Policy Office; the Fonds pour la Formation à la Recherche dans l'Industrie et dans l'Agriculture (FRIA-Belgium); the Agentschap voor Innovatie door Wetenschap en Technologie (IWT-Belgium); the Ministry of Education, Youth and Sports (MEYS) of Czech Republic; the Council of Science and Industrial Research, India; the Compagnia di San Paolo (Torino); and the HOMING PLUS programme of Foundation for Polish Science, cofinanced from European Union, Regional Development Fund.

A Supplemental material

The appendix contains additional figures such as limit contours from the three interpretations (GGM, SMS, and UED) that are not part of the main body of the paper.

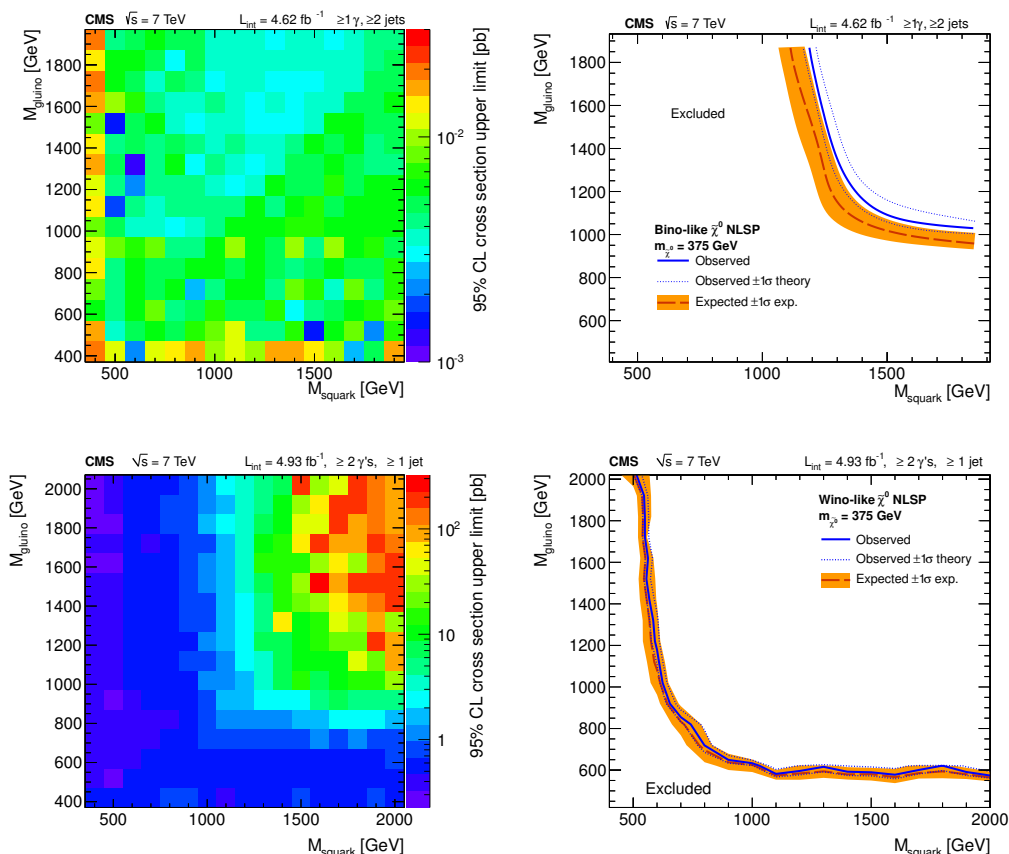


Figure 10. 95% CL upper limits on the signal cross section (left) and corresponding exclusion contours (right) in gluino-squark mass space for the single-photon bino-like (top) and diphoton wino-like (bottom) scenario. The shaded uncertainty bands around the expected exclusion contours correspond to experimental uncertainties, while the NLO renormalization and PDF uncertainties of the signal cross section are indicated around the observed limit contour.

A.1 GGM interpretation

This section contains additional 95% CL upper limits on the signal cross section and exclusion contours in the interpretation of the GGM SUSY breaking scenario.

Figure 10 shows the upper limits on the GGM production cross section as well as exclusion contours in the squark versus gluino mass plane for the single-photon bino-like neutralino and the diphoton wino-like scenario.

As further interpretation of the single-photon and diphoton results, figure 11 shows the 95% CL upper limits on the signal cross section for the single-photon (diphoton) wino-like (bino-like) scenario in the gluino-neutralino mass plane, while figure 12 displays 95% CL upper limits on the signal cross section and exclusion contours for the single-photon (diphoton) bino-like (wino-like) scenarios.

Figure 13 shows the the 95% CL upper limits on the signal cross section in the plane of wino-like versus bino-like gaugino mass for the diphoton analysis.

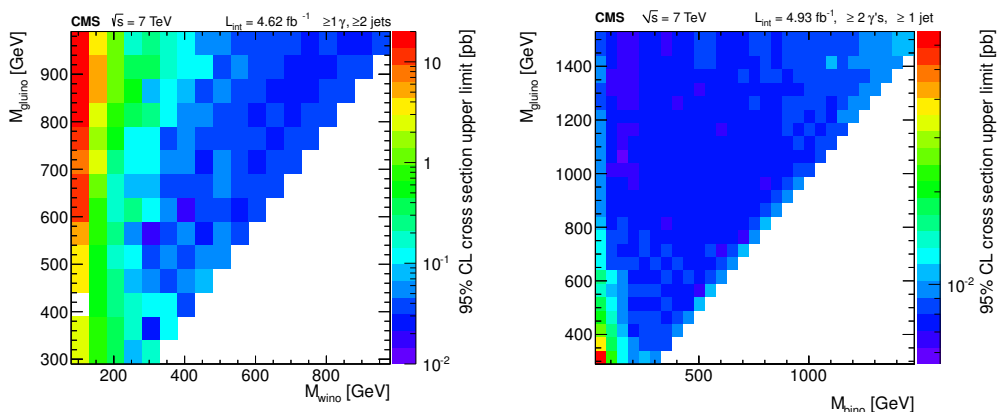


Figure 11. 95% CL upper limits on the signal cross section in the plane of gluino versus neutralino mass for the single-photon search in the wino-like scenario (left) and the diphoton analysis for a bino-like neutralino (right).

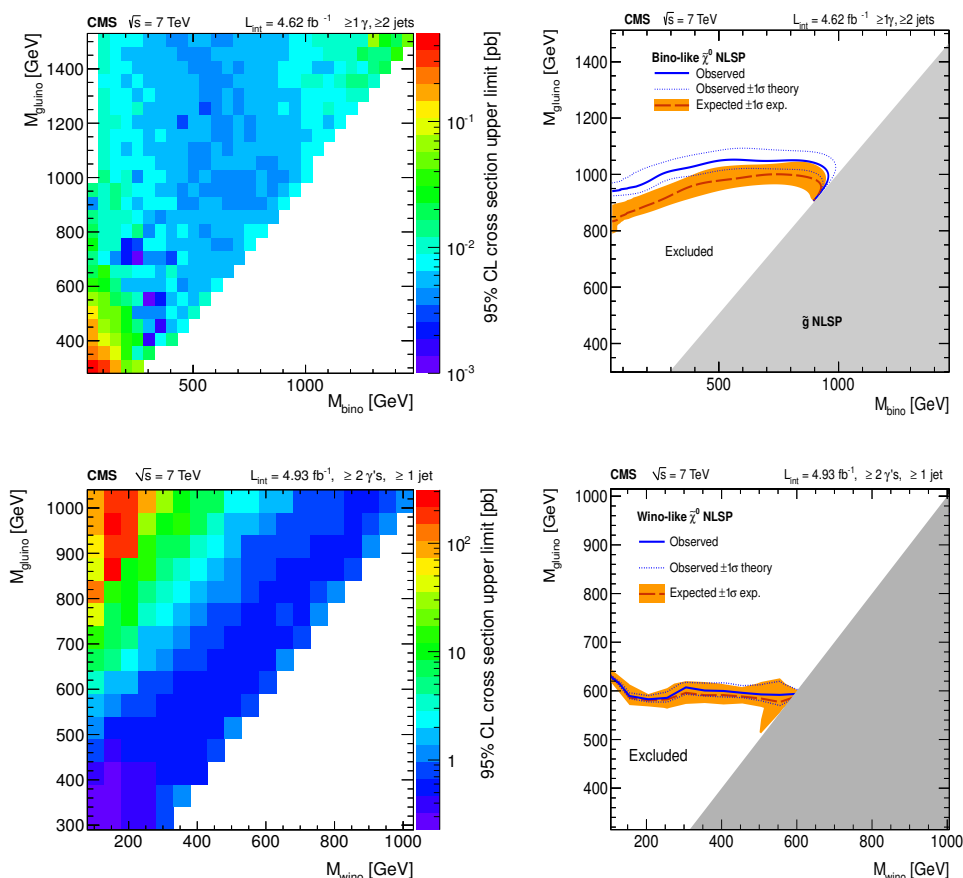


Figure 12. 95% CL upper limits on the signal cross section (left) and corresponding exclusion contours (right) in the plane of gluino versus neutralino mass for the single-photon bino-like (top) and the diphoton wino-like scenario (bottom).

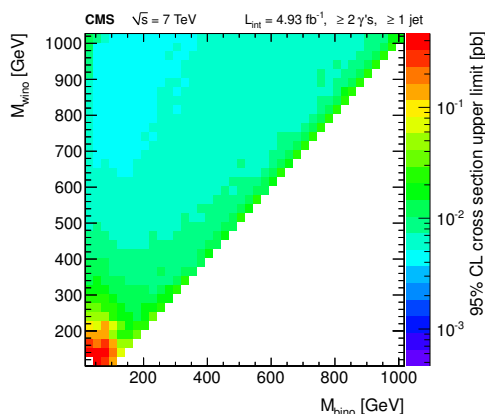


Figure 13. 95% CL upper limits on the signal cross section in the plane of bino-like versus wino-like gaugino mass for the diphoton analysis.

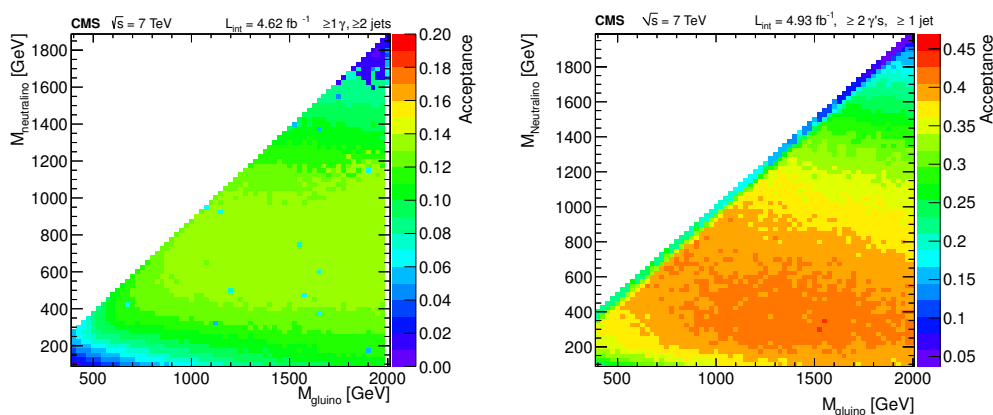


Figure 14. Acceptance for the single-photon analysis in the $W\gamma$ Simplified Model (left) and for the diphoton analysis in the $\gamma\gamma$ SMS interpretation (right).

A.2 Simplified Model interpretation

This section contains additional figures from the interpretation of the single and diphoton analyses in terms of Simplified Models. Acceptances for the single-photon analysis in the case of the $W\gamma$ Simplified Model and for the diphoton analysis in the $\gamma\gamma$ SMS interpretation are shown in the neutralino versus gluino mass plane in figure 14.

The SMS results from the single-photon analysis for the $\gamma\gamma$ Simplified Model are given in figure 15. The distribution of acceptance as well as upper limits on the cross section plus exclusion contours are displayed.

A.3 UED interpretation

This section contains additional figures from the interpretation of the diphoton analysis in terms of universal extra dimension models. The UED acceptance times efficiency is shown in figure 16 for $n = 2$ and 6 large ED.

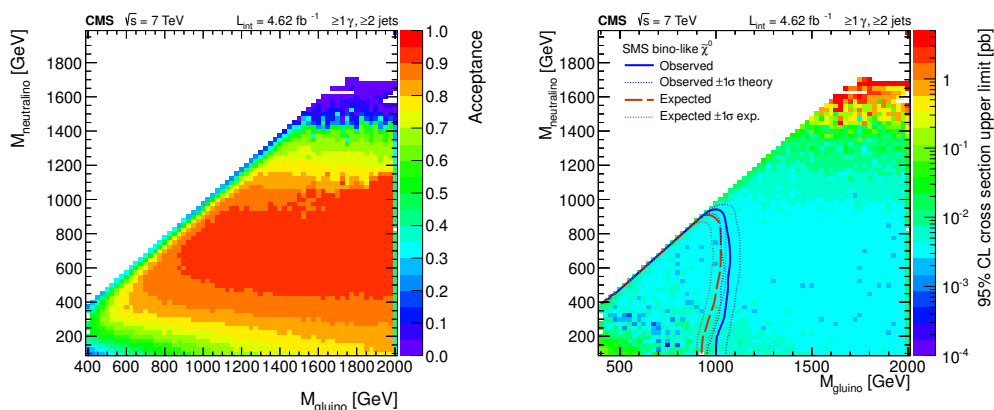


Figure 15. Acceptance (left) and 95% CL observed upper limit on the cross section plus exclusion contours (right) in the gluino-neutralino mass plane for the single-photon analysis interpreted in the $\gamma\gamma$ Simplified Model.

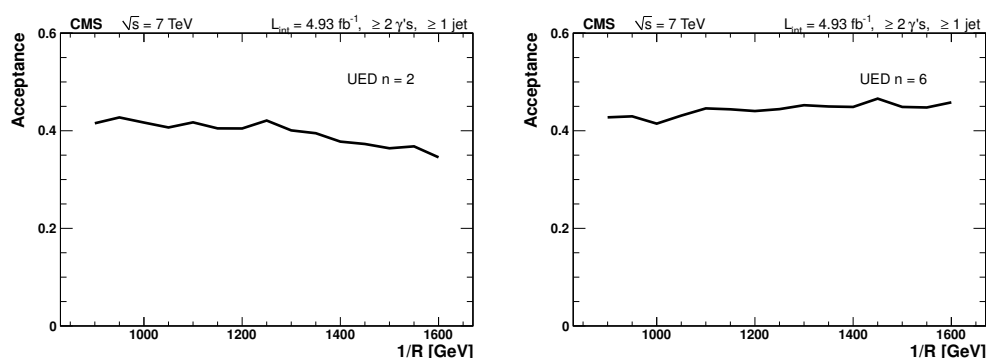


Figure 16. UED acceptance times efficiency for $n = 2$ large ED (left) and for $n = 6$ large ED (right).

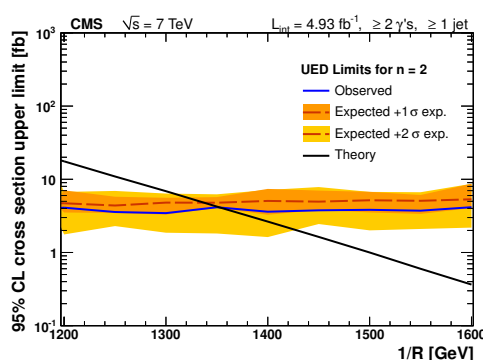


Figure 17. UED cross section upper limit for $n = 2$ large ED at 95% CL compared with expected UED production cross sections (black diagonal line). The shaded region shows the uncertainty due to PDFs and renormalization scale on the expected limit.

The UED cross section upper limit is shown in figure 17 for $n = 2$ large ED. The 95% CL limit for $n = 2$ is compared with the expected UED production cross sections resulting in an exclusion limit of 1350 GeV for an expected limit of 1340 GeV.

Open Access. This article is distributed under the terms of the Creative Commons Attribution License which permits any use, distribution and reproduction in any medium, provided the original author(s) and source are credited.

References

- [1] J. Wess and B. Zumino, *Supergauge transformations in four-dimensions*, *Nucl. Phys. B* **70** (1974) 39 [[INSPIRE](#)].
- [2] H.-C. Cheng and I. Low, *TeV symmetry and the little hierarchy problem*, *JHEP* **09** (2003) 051 [[hep-ph/0308199](#)] [[INSPIRE](#)].
- [3] T. Appelquist, H.-C. Cheng and B.A. Dobrescu, *Bounds on universal extra dimensions*, *Phys. Rev. D* **64** (2001) 035002 [[hep-ph/0012100](#)] [[INSPIRE](#)].
- [4] P. Fayet, *Mixing between gravitational and weak interactions through the massive gravitino*, *Phys. Lett. B* **70** (1977) 461 [[INSPIRE](#)].
- [5] M. Dine, A.E. Nelson, Y. Nir and Y. Shirman, *New tools for low-energy dynamical supersymmetry breaking*, *Phys. Rev. D* **53** (1996) 2658 [[hep-ph/9507378](#)] [[INSPIRE](#)].
- [6] H. Baer, M. Brhlik, C.-h. Chen and X. Tata, *Signals for the minimal gauge mediated supersymmetry breaking model at the Fermilab Tevatron collider*, *Phys. Rev. D* **55** (1997) 4463 [[hep-ph/9610358](#)] [[INSPIRE](#)].
- [7] S. Dimopoulos, S.D. Thomas and J.D. Wells, *Sparticle spectroscopy and electroweak symmetry breaking with gauge mediated supersymmetry breaking*, *Nucl. Phys. B* **488** (1997) 39 [[hep-ph/9609434](#)] [[INSPIRE](#)].
- [8] J.R. Ellis, J.L. Lopez and D.V. Nanopoulos, *Analysis of LEP constraints on supersymmetric models with a light gravitino*, *Phys. Lett. B* **394** (1997) 354 [[hep-ph/9610470](#)] [[INSPIRE](#)].
- [9] H. Baer, P. Mercadante, X. Tata and Y.-l. Wang, *The reach of Tevatron upgrades in gauge mediated supersymmetry breaking models*, *Phys. Rev. D* **60** (1999) 055001 [[hep-ph/9903333](#)] [[INSPIRE](#)].
- [10] G. Giudice and R. Rattazzi, *Theories with gauge mediated supersymmetry breaking*, *Phys. Rept.* **322** (1999) 419 [[hep-ph/9801271](#)] [[INSPIRE](#)].
- [11] P. Meade, N. Seiberg and D. Shih, *General gauge mediation*, *Prog. Theor. Phys. Suppl.* **177** (2009) 143 [[arXiv:0801.3278](#)] [[INSPIRE](#)].
- [12] M. Buican, P. Meade, N. Seiberg and D. Shih, *Exploring general gauge mediation*, *JHEP* **03** (2009) 016 [[arXiv:0812.3668](#)] [[INSPIRE](#)].
- [13] Y. Kats, P. Meade, M. Reece and D. Shih, *The status of GMSB after 1/fb at the LHC*, *JHEP* **02** (2012) 115 [[arXiv:1110.6444](#)] [[INSPIRE](#)].
- [14] G.R. Farrar and P. Fayet, *Phenomenology of the production, decay and detection of new hadronic states associated with supersymmetry*, *Phys. Lett. B* **76** (1978) 575 [[INSPIRE](#)].
- [15] ATLAS collaboration, *Search for diphoton events with large missing transverse energy with 36 pb⁻¹ of 7 TeV proton-proton collision data with the ATLAS detector*, *Eur. Phys. J. C* **71** (2011) 1744 [[arXiv:1107.0561](#)] [[INSPIRE](#)].
- [16] ATLAS collaboration, *Search for diphoton events with large missing transverse momentum in 1 fb⁻¹ of 7 TeV proton-proton collision data with the ATLAS detector*, *Phys. Lett. B* **710** (2012) 519 [[arXiv:1111.4116](#)] [[INSPIRE](#)].

- [17] ATLAS collaboration, *Search for diphoton events with large missing transverse momentum in 7 TeV proton-proton collision data with the ATLAS detector*, *Phys. Lett. B* **718** (2012) 411 [[arXiv:1209.0753](#)] [[INSPIRE](#)].
- [18] CMS collaboration, *Search for supersymmetry in pp collisions at $\sqrt{s} = 7$ TeV in events with two photons and missing transverse energy*, *Phys. Rev. Lett.* **106** (2011) 211802 [[arXiv:1103.0953](#)] [[INSPIRE](#)].
- [19] CDF collaboration, T. Aaltonen et al., *Search for supersymmetry with gauge-mediated breaking in diphoton events with missing transverse energy at CDF II*, *Phys. Rev. Lett.* **104** (2010) 011801 [[arXiv:0910.3606](#)] [[INSPIRE](#)].
- [20] D0 collaboration, V.M. Abazov et al., *Search for diphoton events with large missing transverse energy in 6.3 fb^{-1} of $p\bar{p}$ collisions at $\sqrt{s} = 1.96$ TeV*, *Phys. Rev. Lett.* **105** (2010) 221802 [[arXiv:1008.2133](#)] [[INSPIRE](#)].
- [21] ALEPH collaboration, A. Heister et al., *Search for gauge mediated SUSY breaking topologies in e^+e^- collisions at center-of-mass energies up to 209 GeV*, *Eur. Phys. J. C* **25** (2002) 339 [[hep-ex/0203024](#)] [[INSPIRE](#)].
- [22] DELPHI collaboration, J. Abdallah et al., *Photon events with missing energy in e^+e^- collisions at $\sqrt{s} = 130$ GeV to 209 GeV*, *Eur. Phys. J. C* **38** (2005) 395 [[hep-ex/0406019](#)] [[INSPIRE](#)].
- [23] L3 collaboration, P. Achard et al., *Single photon and multiphoton events with missing energy in e^+e^- collisions at LEP*, *Phys. Lett. B* **587** (2004) 16 [[hep-ex/0402002](#)] [[INSPIRE](#)].
- [24] OPAL collaboration, G. Abbiendi et al., *Searches for gauge-mediated supersymmetry breaking topologies in e^+e^- collisions at LEP2*, *Eur. Phys. J. C* **46** (2006) 307 [[hep-ex/0507048](#)] [[INSPIRE](#)].
- [25] H1 collaboration, A. Aktas et al., *Search for light gravitinos in events with photons and missing transverse momentum at HERA*, *Phys. Lett. B* **616** (2005) 31 [[hep-ex/0501030](#)] [[INSPIRE](#)].
- [26] N. Arkani-Hamed et al., *MARMOSET: the path from LHC data to the new standard model via on-shell effective theories*, [hep-ph/0703088](#) [[INSPIRE](#)].
- [27] J. Alwall, P. Schuster and N. Toro, *Simplified models for a first characterization of new physics at the LHC*, *Phys. Rev. D* **79** (2009) 075020 [[arXiv:0810.3921](#)] [[INSPIRE](#)].
- [28] J. Alwall, M.-P. Le, M. Lisanti and J.G. Wacker, *Model-independent jets plus missing energy searches*, *Phys. Rev. D* **79** (2009) 015005 [[arXiv:0809.3264](#)] [[INSPIRE](#)].
- [29] D.S. Alves, E. Izaguirre and J.G. Wacker, *Where the sidewalk ends: jets and missing energy search strategies for the 7 TeV LHC*, *JHEP* **10** (2011) 012 [[arXiv:1102.5338](#)] [[INSPIRE](#)].
- [30] LHC NEW PHYSICS WORKING GROUP, D. Alves et al., *Simplified models for LHC new physics searches*, *J. Phys. G* **39** (2012) 105005 [[arXiv:1105.2838](#)] [[INSPIRE](#)].
- [31] M. Papucci, J.T. Ruderman and A. Weiler, *Natural SUSY endures*, *JHEP* **09** (2012) 035 [[arXiv:1110.6926](#)] [[INSPIRE](#)].
- [32] I. Antoniadis, *A possible new dimension at a few TeV*, *Phys. Lett. B* **246** (1990) 377 [[INSPIRE](#)].
- [33] P. Adzic et al., *Energy resolution of the barrel of the CMS electromagnetic calorimeter*, 2007 *JINST* **3** P04004.

- [34] CMS collaboration, *The CMS experiment at the CERN LHC*, 2008 *JINST* **3** S08004.
- [35] M. Cacciari and G.P. Salam, *Pileup subtraction using jet areas*, *Phys. Lett. B* **659** (2008) 119 [[arXiv:0707.1378](#)] [[INSPIRE](#)].
- [36] CMS collaboration, *Particle-flow event reconstruction in CMS and performance for jets, taus and MET*, CMS-PAS-PFT-09-001 (2009).
- [37] CMS collaboration, *Determination of jet energy calibration and transverse momentum resolution in CMS*, 2011 *JINST* **6** P11002 [[arXiv:1107.4277](#)] [[INSPIRE](#)].
- [38] M. Cacciari, G.P. Salam and G. Soyez, *The anti- k_t jet clustering algorithm*, *JHEP* **04** (2008) 063 [[arXiv:0802.1189](#)] [[INSPIRE](#)].
- [39] T. Sjöstrand, S. Mrenna and P.Z. Skands, *PYTHIA 6.4 physics and manual*, *JHEP* **05** (2006) 026 [[hep-ph/0603175](#)] [[INSPIRE](#)].
- [40] J. Alwall, M. Herquet, F. Maltoni, O. Mattelaer and T. Stelzer, *MadGraph 5: going beyond*, *JHEP* **06** (2011) 128 [[arXiv:1106.0522](#)] [[INSPIRE](#)].
- [41] GEANT4 collaboration, S. Agostinelli et al., *GEANT4 — A simulation toolkit*, *Nucl. Instrum. Meth. A* **506** (2003) 250 [[INSPIRE](#)].
- [42] CMS collaboration, *Fast simulation of the CMS detector at LHC*, *J. Phys. Conf. Ser.* **331** (2011) 032049.
- [43] P.Z. Skands et al., *SUSY Les Houches accord: interfacing SUSY spectrum calculators, decay packages and event generators*, *JHEP* **07** (2004) 036 [[hep-ph/0311123](#)] [[INSPIRE](#)].
- [44] A. Djouadi, J.-L. Kneur and G. Moultaka, *SuSpect: a Fortran code for the supersymmetric and Higgs particle spectrum in the MSSM*, *Comput. Phys. Commun.* **176** (2007) 426 [[hep-ph/0211331](#)] [[INSPIRE](#)].
- [45] M. Mühlleitner, A. Djouadi and Y. Mambrini, *SDECAY: a Fortran code for the decays of the supersymmetric particles in the MSSM*, *Comput. Phys. Commun.* **168** (2005) 46 [[hep-ph/0311167](#)] [[INSPIRE](#)].
- [46] M. Krämer et al., *Supersymmetry production cross sections in pp collisions at $\sqrt{s} = 7$ TeV*, [arXiv:1206.2892](#) [[INSPIRE](#)].
- [47] W. Beenakker, R. Hopker, M. Spira and P. Zerwas, *Squark and gluino production at hadron colliders*, *Nucl. Phys. B* **492** (1997) 51 [[hep-ph/9610490](#)] [[INSPIRE](#)].
- [48] A. Kulesza and L. Motyka, *Threshold resummation for squark-antisquark and gluino-pair production at the LHC*, *Phys. Rev. Lett.* **102** (2009) 111802 [[arXiv:0807.2405](#)] [[INSPIRE](#)].
- [49] A. Kulesza and L. Motyka, *Soft gluon resummation for the production of gluino-gluino and squark-antisquark pairs at the LHC*, *Phys. Rev. D* **80** (2009) 095004 [[arXiv:0905.4749](#)] [[INSPIRE](#)].
- [50] W. Beenakker et al., *Soft-gluon resummation for squark and gluino hadroproduction*, *JHEP* **12** (2009) 041 [[arXiv:0909.4418](#)] [[INSPIRE](#)].
- [51] W. Beenakker et al., *Squark and Gluino Hadroproduction*, *Int. J. Mod. Phys. A* **26** (2011) 2637 [[arXiv:1105.1110](#)] [[INSPIRE](#)].
- [52] CMS collaboration, *Absolute calibration of the luminosity measurement at CMS: winter 2012 update*, CMS-PAS-SMP-12-008 (2012).

- [53] ATLAS and CMS collaborations, LHC Higgs Combination Group, *Procedure for the LHC Higgs boson search combination in Summer 2011*, [CMS-NOTE-2011-005](#) (2011) [[ATL-PHYS-PUB-2011-011](#)].
- [54] T. Junk, *Confidence level computation for combining searches with small statistics*, *Nucl. Instrum. Meth. A* **434** (1999) 435 [[hep-ex/9902006](#)] [[INSPIRE](#)].
- [55] A.L. Read, *Presentation of search results: the CL_s technique*, *J. Phys. G* **28** (2002) 2693 [[INSPIRE](#)].
- [56] C. Macesanu, C. McMullen and S. Nandi, *Collider implications of universal extra dimensions*, *Phys. Rev. D* **66** (2002) 015009 [[hep-ph/0201300](#)] [[INSPIRE](#)].

The CMS collaboration

Yerevan Physics Institute, Yerevan, Armenia

S. Chatrchyan, V. Khachatryan, A.M. Sirunyan, A. Tumasyan

Institut für Hochenergiephysik der OeAW, Wien, Austria

W. Adam, E. Aguilo, T. Bergauer, M. Dragicevic, J. Erö, C. Fabjan¹, M. Friedl, R. Frühwirth¹, V.M. Ghete, J. Hammer, N. Hörmann, J. Hrubec, M. Jeitler¹, W. Kiesenhofer, V. Knünz, M. Krammer¹, I. Krätschmer, D. Liko, I. Mikulec, M. Pernicka[†], B. Rahbaran, C. Rohringer, H. Rohringer, R. Schöfbeck, J. Strauss, A. Taurok, W. Waltenberger, G. Walzel, E. Widl, C.-E. Wulz¹

National Centre for Particle and High Energy Physics, Minsk, Belarus

V. Mossolov, N. Shumeiko, J. Suarez Gonzalez

Universiteit Antwerpen, Antwerpen, Belgium

M. Bansal, S. Bansal, T. Cornelis, E.A. De Wolf, X. Janssen, S. Luyckx, L. Mucibello, S. Ochesanu, B. Roland, R. Rougny, M. Selvaggi, Z. Staykova, H. Van Haevermaet, P. Van Mechelen, N. Van Remortel, A. Van Spilbeeck

Vrije Universiteit Brussel, Brussel, Belgium

F. Blekman, S. Blyweert, J. D'Hondt, R. Gonzalez Suarez, A. Kalogeropoulos, M. Maes, A. Olbrechts, W. Van Doninck, P. Van Mulders, G.P. Van Onsem, I. Villella

Université Libre de Bruxelles, Bruxelles, Belgium

B. Clerbaux, G. De Lentdecker, V. Dero, A.P.R. Gay, T. Hreus, A. Léonard, P.E. Marage, A. Mohammadi, T. Reis, L. Thomas, G. Vander Marcken, C. Vander Velde, P. Vanlaer, J. Wang

Ghent University, Ghent, Belgium

V. Adler, K. Beernaert, A. Cimmino, S. Costantini, G. Garcia, M. Grunewald, B. Klein, J. Lellouch, A. Marinov, J. Mccartin, A.A. Ocampo Rios, D. Ryckbosch, N. Strobbe, F. Thyssen, M. Tytgat, P. Verwilligen, S. Walsh, E. Yazgan, N. Zaganidis

Université Catholique de Louvain, Louvain-la-Neuve, Belgium

S. Basegmez, G. Bruno, R. Castello, L. Ceard, C. Delaere, T. du Pree, D. Favart, L. Forthomme, A. Giammanco², J. Hollar, V. Lemaitre, J. Liao, O. Militaru, C. Nuttens, D. Pagano, A. Pin, K. Piotrkowski, N. Schul, J.M. Vizan Garcia

Université de Mons, Mons, Belgium

N. Belyi, T. Caebergs, E. Daubie, G.H. Hammad

Centro Brasileiro de Pesquisas Fisicas, Rio de Janeiro, Brazil

G.A. Alves, M. Correa Martins Junior, D. De Jesus Damiao, T. Martins, M.E. Pol, M.H.G. Souza

Universidade do Estado do Rio de Janeiro, Rio de Janeiro, Brazil

W.L. Aldá Júnior, W. Carvalho, A. Custódio, E.M. Da Costa, C. De Oliveira Martins, S. Fonseca De Souza, D. Matos Figueiredo, L. Mundim, H. Nogima, V. Oguri, W.L. Prado Da Silva, A. Santoro, L. Soares Jorge, A. Sznajder

Instituto de Fisica Teorica ^a, Universidade Estadual Paulista ^b, Sao Paulo, Brazil

T.S. Anjos^{b,3}, C.A. Bernardes^{b,3}, F.A. Dias^{a,4}, T.R. Fernandez Perez Tomei^a, E.M. Gregores^{b,3}, C. Lagana^a, F. Marinho^a, P.G. Mercadante^{b,3}, S.F. Novaes^a, Sandra S. Padula^a

Institute for Nuclear Research and Nuclear Energy, Sofia, Bulgaria

V. Genchev⁵, P. Iaydjiev⁵, S. Piperov, M. Rodozov, S. Stoykova, G. Sultanov, V. Tcholakov, R. Trayanov, M. Vutova

University of Sofia, Sofia, Bulgaria

A. Dimitrov, R. Hadjiiska, V. Kozhuharov, L. Litov, B. Pavlov, P. Petkov

Institute of High Energy Physics, Beijing, China

J.G. Bian, G.M. Chen, H.S. Chen, C.H. Jiang, D. Liang, S. Liang, X. Meng, J. Tao, J. Wang, X. Wang, Z. Wang, H. Xiao, M. Xu, J. Zang, Z. Zhang

State Key Lab. of Nucl. Phys. and Tech., Peking University, Beijing, China

C. Asawatangtrakuldee, Y. Ban, Y. Guo, W. Li, S. Liu, Y. Mao, S.J. Qian, H. Teng, D. Wang, L. Zhang, W. Zou

Universidad de Los Andes, Bogota, Colombia

C. Avila, J.P. Gomez, B. Gomez Moreno, A.F. Osorio Oliveros, J.C. Sanabria

Technical University of Split, Split, Croatia

N. Godinovic, D. Lelas, R. Plestina⁶, D. Polic, I. Puljak⁵

University of Split, Split, Croatia

Z. Antunovic, M. Kovac

Institute Rudjer Boskovic, Zagreb, Croatia

V. Brigljevic, S. Duric, K. Kadija, J. Luetic, S. Morovic

University of Cyprus, Nicosia, Cyprus

A. Attikis, M. Galanti, G. Mavromanolakis, J. Mousa, C. Nicolaou, F. Ptochos, P.A. Razis

Charles University, Prague, Czech Republic

M. Finger, M. Finger Jr.

Academy of Scientific Research and Technology of the Arab Republic of Egypt, Egyptian Network of High Energy Physics, Cairo, Egypt

Y. Assran⁷, S. Elgammal⁸, A. Ellithi Kamel⁹, M.A. Mahmoud¹⁰, A. Radi^{11,12}

National Institute of Chemical Physics and Biophysics, Tallinn, Estonia

M. Kadastik, M. Müntel, M. Raidal, L. Rebane, A. Tiko

Department of Physics, University of Helsinki, Helsinki, Finland

P. Eerola, G. Fedi, M. Voutilainen

Helsinki Institute of Physics, Helsinki, Finland

J. Härkönen, A. Heikkinen, V. Karimäki, R. Kinnunen, M.J. Kortelainen, T. Lampén, K. Lassila-Perini, S. Lehti, T. Lindén, P. Luukka, T. Mäenpää, T. Peltola, E. Tuominen, J. Tuominiemi, E. Tuovinen, D. Ungaro, L. Wendland

Lappeenranta University of Technology, Lappeenranta, Finland

K. Banzuzi, A. Karjalainen, A. Korpela, T. Tuuva

DSM/IRFU, CEA/Saclay, Gif-sur-Yvette, France

M. Besancon, S. Choudhury, M. Dejardin, D. Denegri, B. Fabbro, J.L. Faure, F. Ferri, S. Ganjour, A. Givernaud, P. Gras, G. Hamel de Monchenault, P. Jarry, E. Locci, J. Malcles, L. Millischer, A. Nayak, J. Rander, A. Rosowsky, I. Shreyber, M. Titov

Laboratoire Leprince-Ringuet, Ecole Polytechnique, IN2P3-CNRS, Palaiseau, FranceS. Baffioni, F. Beaudette, L. Benhabib, L. Bianchini, M. Bluj¹³, C. Broutin, P. Busson, C. Charlot, N. Daci, T. Dahms, M. Dalchenko, L. Dobrzynski, R. Granier de Cassagnac, M. Haguenaue, P. Miné, C. Mironov, I.N. Naranjo, M. Nguyen, C. Ochando, P. Paganini, D. Sabes, R. Salerno, Y. Sirois, C. Veelken, A. Zabi**Institut Pluridisciplinaire Hubert Curien, Université de Strasbourg, Université de Haute Alsace Mulhouse, CNRS/IN2P3, Strasbourg, France**J.-L. Agram¹⁴, J. Andrea, D. Bloch, D. Bodin, J.-M. Brom, M. Cardaci, E.C. Chabert, C. Collard, E. Conte¹⁴, F. Drouhin¹⁴, C. Ferro, J.-C. Fontaine¹⁴, D. Gelé, U. Goerlach, P. Juillot, A.-C. Le Bihan, P. Van Hove**Centre de Calcul de l'Institut National de Physique Nucleaire et de Physique des Particules, CNRS/IN2P3, Villeurbanne, France, Villeurbanne, France**

F. Fassi, D. Mercier

Université de Lyon, Université Claude Bernard Lyon 1, CNRS-IN2P3, Institut de Physique Nucléaire de Lyon, Villeurbanne, FranceS. Beauceron, N. Beaupere, O. Bondu, G. Boudoul, J. Chasserat, R. Chierici⁵, D. Contardo, P. Depasse, H. El Mamouni, J. Fay, S. Gascon, M. Gouzevitch, B. Ille, T. Kurca, M. Lethuillier, L. Mirabito, S. Perries, L. Sgandurra, V. Sordini, Y. Tschudi, P. Verdier, S. Viret**Institute of High Energy Physics and Informatization, Tbilisi State University, Tbilisi, Georgia**Z. Tsamalaidze¹⁵**RWTH Aachen University, I. Physikalisches Institut, Aachen, Germany**G. Anagnostou, C. Autermann, S. Beranek, M. Edelhoff, L. Feld, N. Heracleous, O. Hindrichs, R. Jussen, K. Klein, J. Merz, A. Ostapchuk, A. Perieanu, F. Raupach, J. Sammet, S. Schael, D. Sprenger, H. Weber, B. Wittmer, V. Zhukov¹⁶

RWTH Aachen University, III. Physikalisches Institut A, Aachen, Germany

M. Ata, J. Caudron, E. Dietz-Laursonn, D. Duchardt, M. Erdmann, R. Fischer, A. Güth, T. Hebbeker, C. Heidemann, K. Hoepfner, D. Klingebiel, P. Kreuzer, M. Merschmeyer, A. Meyer, M. Olschewski, P. Papacz, H. Pieta, H. Reithler, S.A. Schmitz, L. Sonnenschein, J. Steggemann, D. Teyssier, M. Weber

RWTH Aachen University, III. Physikalisches Institut B, Aachen, Germany

M. Bontenackels, V. Cherepanov, Y. Erdogan, G. Flügge, H. Geenen, M. Geisler, W. Haj Ahmad, F. Hoehle, B. Kargoll, T. Kress, Y. Kuessel, J. Lingemann⁵, A. Nowack, L. Perchalla, O. Pooth, P. Sauerland, A. Stahl

Deutsches Elektronen-Synchrotron, Hamburg, Germany

M. Aldaya Martin, J. Behr, W. Behrenhoff, U. Behrens, M. Bergholz¹⁷, A. Bethani, K. Borrás, A. Burgmeier, A. Cakir, L. Calligaris, A. Campbell, E. Castro, F. Costanza, D. Dammann, C. Diez Pardos, G. Eckerlin, D. Eckstein, G. Flucke, A. Geiser, I. Glushkov, P. Gunnellini, S. Habib, J. Hauk, G. Hellwig, H. Jung, M. Kasemann, P. Katsas, C. Kleinwort, H. Kluge, A. Knutsson, M. Krämer, D. Krücker, E. Kuznetsova, W. Lange, W. Lohmann¹⁷, B. Lutz, R. Mankel, I. Marfin, M. Marienfeld, I.-A. Melzer-Pellmann, A.B. Meyer, J. Mnich, A. Mussgiller, S. Naumann-Emme, O. Novgorodova, J. Olzem, H. Perrey, A. Petrukhin, D. Pitzl, A. Raspereza, P.M. Ribeiro Cipriano, C. Riedl, E. Ron, M. Rosin, J. Salfeld-Nebgen, R. Schmidt¹⁷, T. Schoerner-Sadenius, N. Sen, A. Spiridonov, M. Stein, R. Walsh, C. Wissing

University of Hamburg, Hamburg, Germany

V. Blobel, J. Draeger, H. Enderle, J. Erfle, U. Gebbert, M. Görner, T. Hermanns, R.S. Höing, K. Kaschube, G. Kaussen, H. Kirschenmann, R. Klanner, J. Lange, B. Mura, F. Nowak, T. Peiffer, N. Pietsch, D. Rathjens, C. Sander, H. Schettler, P. Schleper, E. Schlieckau, A. Schmidt, M. Schröder, T. Schum, M. Seidel, V. Sola, H. Stadie, G. Steinbrück, J. Thomsen, L. Vanelderden

Institut für Experimentelle Kernphysik, Karlsruhe, Germany

C. Barth, J. Berger, C. Böser, T. Chwalek, W. De Boer, A. Descroix, A. Dierlamm, M. Feindt, M. Guthoff⁵, C. Hackstein, F. Hartmann, T. Hauth⁵, M. Heinrich, H. Held, K.H. Hoffmann, U. Husemann, I. Katkov¹⁶, J.R. Komaragiri, P. Lobelle Pardo, D. Martschei, S. Mueller, Th. Müller, M. Niegel, A. Nürnberg, O. Oberst, A. Oehler, J. Ott, G. Quast, K. Rabbertz, F. Ratnikov, N. Ratnikova, S. Röcker, F.-P. Schilling, G. Schott, H.J. Simonis, F.M. Stober, D. Troendle, R. Ulrich, J. Wagner-Kuhr, S. Wayand, T. Weiler, M. Zeise

Institute of Nuclear Physics "Demokritos", Aghia Paraskevi, Greece

G. Daskalakis, T. Geralis, S. Kesisoglou, A. Kyriakis, D. Loukas, I. Manolakos, A. Markou, C. Markou, C. Mavrommatis, E. Ntomari

University of Athens, Athens, Greece

L. Gouskos, T.J. Mertzimekis, A. Panagiotou, N. Saoulidou

University of Ioánnina, Ioánnina, Greece

I. Evangelou, C. Foudas, P. Kokkas, N. Manthos, I. Papadopoulos, V. Patras

KFKI Research Institute for Particle and Nuclear Physics, Budapest, HungaryG. Bencze, C. Hajdu, P. Hidas, D. Horvath¹⁸, F. Sikler, V. Veszpremi, G. Vesztergombi¹⁹**Institute of Nuclear Research ATOMKI, Debrecen, Hungary**

N. Beni, S. Czellar, J. Molnar, J. Palinkas, Z. Szillasi

University of Debrecen, Debrecen, Hungary

J. Karancsi, P. Raics, Z.L. Trocsanyi, B. Ujvari

Panjab University, Chandigarh, India

S.B. Beri, V. Bhatnagar, N. Dhingra, R. Gupta, M. Kaur, M.Z. Mehta, N. Nishu, L.K. Saini, A. Sharma, J.B. Singh

University of Delhi, Delhi, India

Ashok Kumar, Arun Kumar, S. Ahuja, A. Bhardwaj, B.C. Choudhary, S. Malhotra, M. Naimuddin, K. Ranjan, V. Sharma, R.K. Shivpuri

Saha Institute of Nuclear Physics, Kolkata, India

S. Banerjee, S. Bhattacharya, S. Dutta, B. Gomber, Sa. Jain, Sh. Jain, R. Khurana, S. Sarkar, M. Sharan

Bhabha Atomic Research Centre, Mumbai, IndiaA. Abdulsalam, R.K. Choudhury, D. Dutta, S. Kailas, V. Kumar, P. Mehta, A.K. Mohanty⁵, L.M. Pant, P. Shukla**Tata Institute of Fundamental Research - EHEP, Mumbai, India**T. Aziz, S. Ganguly, M. Guchait²⁰, M. Maity²¹, G. Majumder, K. Mazumdar, G.B. Mohanty, B. Parida, K. Sudhakar, N. Wickramage**Tata Institute of Fundamental Research - HECR, Mumbai, India**

S. Banerjee, S. Dugad

Institute for Research in Fundamental Sciences (IPM), Tehran, IranH. Arfaei²², H. Bakhshiansohi, S.M. Etesami²³, A. Fahim²², M. Hashemi, H. Hesari, A. Jafari, M. Khakzad, M. Mohammadi Najafabadi, S. Paktinat Mehdiabadi, B. Safarzadeh²⁴, M. Zeinali**INFN Sezione di Bari ^a, Università di Bari ^b, Politecnico di Bari ^c, Bari, Italy**M. Abbrescia^{a,b}, L. Barbone^{a,b}, C. Calabria^{a,b,5}, S.S. Chhibra^{a,b}, A. Colaleo^a, D. Creanza^{a,c}, N. De Filippis^{a,c,5}, M. De Palma^{a,b}, L. Fiore^a, G. Iaselli^{a,c}, L. Lusito^{a,b}, G. Maggi^{a,c}, M. Maggi^a, B. Marangelli^{a,b}, S. My^{a,c}, S. Nuzzo^{a,b}, N. Pacifico^{a,b}, A. Pompili^{a,b}, G. Pugliese^{a,c}, G. Selvaggi^{a,b}, L. Silvestris^a, G. Singh^{a,b}, R. Venditti^{a,b}, G. Zito^a**INFN Sezione di Bologna ^a, Università di Bologna ^b, Bologna, Italy**G. Abbiendi^a, A.C. Benvenuti^a, D. Bonacorsi^{a,b}, S. Braibant-Giacomelli^{a,b}, L. Brigliadori^{a,b}, P. Capiluppi^{a,b}, A. Castro^{a,b}, F.R. Cavallo^a, M. Cuffiani^{a,b},

G.M. Dallavalle^a, F. Fabbri^a, A. Fanfani^{a,b}, D. Fasanella^{a,b,5}, P. Giacomelli^a, C. Grandi^a, L. Guiducci^{a,b}, S. Marcellini^a, G. Masetti^a, M. Meneghelli^{a,b,5}, A. Montanari^a, F.L. Navarria^{a,b}, F. Odorici^a, A. Perrotta^a, F. Primavera^{a,b}, A.M. Rossi^{a,b}, T. Rovelli^{a,b}, G.P. Siroli^{a,b}, R. Travaglini^{a,b}

INFN Sezione di Catania^a, Università di Catania^b, Catania, Italy

S. Albergo^{a,b}, G. Cappello^{a,b}, M. Chiorboli^{a,b}, S. Costa^{a,b}, R. Potenza^{a,b}, A. Tricomi^{a,b}, C. Tuve^{a,b}

INFN Sezione di Firenze^a, Università di Firenze^b, Firenze, Italy

G. Barbagli^a, V. Ciulli^{a,b}, C. Civinini^a, R. D'Alessandro^{a,b}, E. Focardi^{a,b}, S. Frosali^{a,b}, E. Gallo^a, S. Gonzi^{a,b}, M. Meschini^a, S. Paoletti^a, G. Sguazzoni^a, A. Tropiano^{a,b}

INFN Laboratori Nazionali di Frascati, Frascati, Italy

L. Benussi, S. Bianco, S. Colafranceschi²⁵, F. Fabbri, D. Piccolo

INFN Sezione di Genova^a, Università di Genova^b, Genova, Italy

P. Fabbriatore^a, R. Musenich^a, S. Tosi^{a,b}

INFN Sezione di Milano-Bicocca^a, Università di Milano-Bicocca^b, Milano, Italy

A. Benaglia^{a,b}, F. De Guio^{a,b}, L. Di Matteo^{a,b,5}, S. Fiorendi^{a,b}, S. Gennai^{a,5}, A. Ghezzi^{a,b}, S. Malvezzi^a, R.A. Manzoni^{a,b}, A. Martelli^{a,b}, A. Massironi^{a,b,5}, D. Menasce^a, L. Moroni^a, M. Paganoni^{a,b}, D. Pedrini^a, S. Ragazzi^{a,b}, N. Redaelli^a, S. Sala^a, T. Tabarelli de Fatis^{a,b}

INFN Sezione di Napoli^a, Università di Napoli "Federico II"^b, Napoli, Italy

S. Buontempo^a, C.A. Carrillo Montoya^a, N. Cavallo^{a,26}, A. De Cosa^{a,b,5}, O. Dogangun^{a,b}, F. Fabozzi^{a,26}, A.O.M. Iorio^{a,b}, L. Lista^a, S. Meola^{a,27}, M. Merola^{a,b}, P. Paolucci^{a,5}

INFN Sezione di Padova^a, Università di Padova^b, Università di Trento (Trento)^c, Padova, Italy

P. Azzi^a, N. Bacchetta^{a,5}, D. Bisello^{a,b}, A. Branca^{a,b,5}, R. Carlin^{a,b}, P. Checchia^a, T. Dorigo^a, F. Gasparini^{a,b}, U. Gasparini^{a,b}, A. Gozzelino^a, K. Kanishchev^{a,c}, S. Lacaprara^a, I. Lazzizzera^{a,c}, M. Margoni^{a,b}, A.T. Meneguzzo^{a,b}, J. Pazzini^{a,b}, N. Pozzobon^{a,b}, P. Ronchese^{a,b}, F. Simonetto^{a,b}, E. Torassa^a, M. Tosi^{a,b}, S. Vanini^{a,b}, P. Zotto^{a,b}, A. Zucchetta^{a,b}, G. Zumerle^{a,b}

INFN Sezione di Pavia^a, Università di Pavia^b, Pavia, Italy

M. Gabusi^{a,b}, S.P. Ratti^{a,b}, C. Riccardi^{a,b}, P. Torre^{a,b}, P. Vitulo^{a,b}

INFN Sezione di Perugia^a, Università di Perugia^b, Perugia, Italy

M. Biasini^{a,b}, G.M. Bilei^a, L. Fanò^{a,b}, P. Lariccia^{a,b}, G. Mantovani^{a,b}, M. Menichelli^a, A. Nappi^{a,b†}, F. Romeo^{a,b}, A. Saha^a, A. Santocchia^{a,b}, A. Spiezia^{a,b}, S. Taroni^{a,b}

INFN Sezione di Pisa^a, Università di Pisa^b, Scuola Normale Superiore di Pisa^c, Pisa, Italy

P. Azzurri^{a,c}, G. Bagliesi^a, J. Bernardini^a, T. Boccali^a, G. Broccolo^{a,c}, R. Castaldi^a, R.T. D'Agnolo^{a,c,5}, R. Dell'Orso^a, F. Fiori^{a,b,5}, L. Foà^{a,c}, A. Giassi^a, A. Kraan^a,

F. Ligabue^{a,c}, T. Lomtadze^a, L. Martini^{a,28}, A. Messineo^{a,b}, F. Palla^a, A. Rizzi^{a,b}, A.T. Serban^{a,29}, P. Spagnolo^a, P. Squillacioti^{a,5}, R. Tenchini^a, G. Tonelli^{a,b}, A. Venturi^a, P.G. Verdini^a

INFN Sezione di Roma ^a, Università di Roma ^b, Roma, Italy

L. Barone^{a,b}, F. Cavallari^a, D. Del Re^{a,b}, M. Diemoz^a, C. Fanelli^{a,b}, M. Grassi^{a,b,5}, E. Longo^{a,b}, P. Meridiani^{a,5}, F. Micheli^{a,b}, S. Nourbakhsh^{a,b}, G. Organtini^{a,b}, R. Paramatti^a, S. Rahatlou^{a,b}, M. Sigamani^a, L. Soffi^{a,b}

INFN Sezione di Torino ^a, Università di Torino ^b, Università del Piemonte Orientale (Novara) ^c, Torino, Italy

N. Amapane^{a,b}, R. Arcidiacono^{a,c}, S. Argiro^{a,b}, M. Arneodo^{a,c}, C. Biino^a, N. Cartiglia^a, M. Costa^{a,b}, N. Demaria^a, C. Mariotti^{a,5}, S. Maselli^a, E. Migliore^{a,b}, V. Monaco^{a,b}, M. Musich^{a,5}, M.M. Obertino^{a,c}, N. Pastrone^a, M. Pelliccioni^a, A. Potenza^{a,b}, A. Romero^{a,b}, M. Ruspa^{a,c}, R. Sacchi^{a,b}, A. Solano^{a,b}, A. Staiano^a, A. Vilela Pereira^a

INFN Sezione di Trieste ^a, Università di Trieste ^b, Trieste, Italy

S. Belforte^a, V. Candelise^{a,b}, M. Casarsa^a, F. Cossutti^a, G. Della Ricca^{a,b}, B. Gobbo^a, M. Marone^{a,b,5}, D. Montanino^{a,b,5}, A. Penzo^a, A. Schizzi^{a,b}

Kangwon National University, Chunchon, Korea

S.G. Heo, T.Y. Kim, S.K. Nam

Kyungpook National University, Daegu, Korea

S. Chang, D.H. Kim, G.N. Kim, D.J. Kong, H. Park, S.R. Ro, D.C. Son, T. Son

Chonnam National University, Institute for Universe and Elementary Particles, Kwangju, Korea

J.Y. Kim, Zero J. Kim, S. Song

Korea University, Seoul, Korea

S. Choi, D. Gyun, B. Hong, M. Jo, H. Kim, T.J. Kim, K.S. Lee, D.H. Moon, S.K. Park

University of Seoul, Seoul, Korea

M. Choi, J.H. Kim, C. Park, I.C. Park, S. Park, G. Ryu

Sungkyunkwan University, Suwon, Korea

Y. Cho, Y. Choi, Y.K. Choi, J. Goh, M.S. Kim, E. Kwon, B. Lee, J. Lee, S. Lee, H. Seo, I. Yu

Vilnius University, Vilnius, Lithuania

M.J. Bilinskas, I. Grigelionis, M. Janulis, A. Juodagalvis

Centro de Investigacion y de Estudios Avanzados del IPN, Mexico City, Mexico

H. Castilla-Valdez, E. De La Cruz-Burelo, I. Heredia-de La Cruz, R. Lopez-Fernandez, R. Magaña Villalba, J. Martínez-Ortega, A. Sánchez-Hernández, L.M. Villasenor-Cendejas

Universidad Iberoamericana, Mexico City, Mexico

S. Carrillo Moreno, F. Vazquez Valencia

Benemerita Universidad Autonoma de Puebla, Puebla, Mexico

H.A. Salazar Ibarguen

Universidad Autónoma de San Luis Potosí, San Luis Potosí, Mexico

E. Casimiro Linares, A. Morelos Pineda, M.A. Reyes-Santos

University of Auckland, Auckland, New Zealand

D. Krofcheck

University of Canterbury, Christchurch, New Zealand

A.J. Bell, P.H. Butler, R. Doesburg, S. Reucroft, H. Silverwood

National Centre for Physics, Quaid-I-Azam University, Islamabad, Pakistan

M. Ahmad, M.H. Ansari, M.I. Asghar, H.R. Hoorani, S. Khalid, W.A. Khan, T. Khurshid, S. Qazi, M.A. Shah, M. Shoaib

National Centre for Nuclear Research, Swierk, Poland

H. Bialkowska, B. Boimska, T. Frueboes, R. Gokieli, M. Górski, M. Kazana, K. Nawrocki, K. Romanowska-Rybinska, M. Szleper, G. Wrochna, P. Zalewski

Institute of Experimental Physics, Faculty of Physics, University of Warsaw, Warsaw, Poland

G. Brona, K. Bunkowski, M. Cwiok, W. Dominik, K. Doroba, A. Kalinowski, M. Konecki, J. Krolikowski

Laboratório de Instrumentação e Física Experimental de Partículas, Lisboa, Portugal

N. Almeida, P. Bargassa, A. David, P. Faccioli, P.G. Ferreira Parracho, M. Gallinaro, J. Seixas, J. Varela, P. Vischia

Joint Institute for Nuclear Research, Dubna, Russia

P. Bunin, M. Gavrilenko, I. Golutvin, A. Kamenev, V. Karjavin, V. Konoplyanikov, G. Kozlov, A. Lanev, A. Malakhov, P. Moiseenz, V. Palichik, V. Perelygin, M. Savina, S. Shmatov, V. Smirnov, A. Volodko, A. Zarubin

Petersburg Nuclear Physics Institute, Gatchina (St. Petersburg), Russia

S. Evstyukhin, V. Golovtsov, Y. Ivanov, V. Kim, P. Levchenko, V. Murzin, V. Oreshkin, I. Smirnov, V. Sulimov, L. Uvarov, S. Vavilov, A. Vorobyev, An. Vorobyev

Institute for Nuclear Research, Moscow, Russia

Yu. Andreev, A. Dermenev, S. Gninenko, N. Golubev, M. Kirsanov, N. Krasnikov, V. Matveev, A. Pashenkov, D. Tlisov, A. Toropin

Institute for Theoretical and Experimental Physics, Moscow, Russia

V. Epshteyn, M. Erofeeva, V. Gavrilov, M. Kossov, N. Lychkovskaya, V. Popov, G. Safronov, S. Semenov, V. Stolin, E. Vlasov, A. Zhokin

Moscow State University, Moscow, Russia

A. Belyaev, E. Boos, M. Dubinin⁴, L. Dudko, A. Ershov, A. Gribushin, V. Klyukhin, O. Kodolova, I. Lokhtin, A. Markina, S. Obraztsov, M. Perfilov, S. Petrushanko, A. Popov, L. Sarycheva[†], V. Savrin, A. Snigirev

P.N. Lebedev Physical Institute, Moscow, Russia

V. Andreev, M. Azarkin, I. Dremin, M. Kirakosyan, A. Leonidov, G. Mesyats, S.V. Rusakov, A. Vinogradov

State Research Center of Russian Federation, Institute for High Energy Physics, Protvino, Russia

I. Azhgirey, I. Bayshev, S. Bitioukov, V. Grishin⁵, V. Kachanov, D. Konstantinov, V. Krychkin, V. Petrov, R. Ryutin, A. Sobol, L. Tourtchanovitch, S. Troshin, N. Tyurin, A. Uzunian, A. Volkov

University of Belgrade, Faculty of Physics and Vinca Institute of Nuclear Sciences, Belgrade, Serbia

P. Adzic³⁰, M. Djordjevic, M. Ekmedzic, D. Krpic³⁰, J. Milosevic

Centro de Investigaciones Energéticas Medioambientales y Tecnológicas (CIEMAT), Madrid, Spain

M. Aguilar-Benitez, J. Alcaraz Maestre, P. Arce, C. Battilana, E. Calvo, M. Cerrada, M. Chamizo Llatas, N. Colino, B. De La Cruz, A. Delgado Peris, D. Domínguez Vázquez, C. Fernandez Bedoya, J.P. Fernández Ramos, A. Ferrando, J. Flix, M.C. Fouz, P. Garcia-Abia, O. Gonzalez Lopez, S. Goy Lopez, J.M. Hernandez, M.I. Josa, G. Merino, J. Puerta Pelayo, A. Quintario Olmeda, I. Redondo, L. Romero, J. Santaolalla, M.S. Soares, C. Willmott

Universidad Autónoma de Madrid, Madrid, Spain

C. Albajar, G. Codispoti, J.F. de Trocóniz

Universidad de Oviedo, Oviedo, Spain

H. Brun, J. Cuevas, J. Fernandez Menendez, S. Folgueras, I. Gonzalez Caballero, L. Lloret Iglesias, J. Piedra Gomez

Instituto de Física de Cantabria (IFCA), CSIC-Universidad de Cantabria, Santander, Spain

J.A. Brochero Cifuentes, I.J. Cabrillo, A. Calderon, S.H. Chuang, J. Duarte Campderros, M. Felcini³¹, M. Fernandez, G. Gomez, J. Gonzalez Sanchez, A. Graziano, C. Jorda, A. Lopez Virto, J. Marco, R. Marco, C. Martinez Rivero, F. Matorras, F.J. Munoz Sanchez, T. Rodrigo, A.Y. Rodríguez-Marrero, A. Ruiz-Jimeno, L. Scodellaro, I. Vila, R. Vilar Cortabitarte

CERN, European Organization for Nuclear Research, Geneva, Switzerland

D. Abbaneo, E. Auffray, G. Auzinger, M. Bachtis, P. Baillon, A.H. Ball, D. Barney, J.F. Benitez, C. Bernet⁶, G. Bianchi, P. Bloch, A. Bocci, A. Bonato, C. Botta, H. Breuker, T. Camporesi, G. Cerminara, T. Christiansen, J.A. Coarasa Perez, D. D'Enterria,

A. Dabrowski, A. De Roeck, S. Di Guida, M. Dobson, N. Dupont-Sagorin, A. Elliott-
Peisert, B. Frisch, W. Funk, G. Georgiou, M. Giffels, D. Gigi, K. Gill, D. Giordano,
M. Girone, M. Giunta, F. Glege, R. Gomez-Reino Garrido, P. Govoni, S. Gowdy, R. Guida,
M. Hansen, P. Harris, C. Hartl, J. Harvey, B. Hegner, A. Hinzmann, V. Innocente, P. Janot,
K. Kaadze, E. Karavakis, K. Kousouris, P. Lecoq, Y.-J. Lee, P. Lenzi, C. Lourenço,
N. Magini, T. Mäki, M. Malberti, L. Malgeri, M. Mannelli, L. Masetti, F. Meijers, S. Mersi,
E. Meschi, R. Moser, M.U. Mozer, M. Mulders, P. Musella, E. Nesvold, T. Orimoto,
L. Orsini, E. Palencia Cortezon, E. Perez, L. Perrozzi, A. Petrilli, A. Pfeiffer, M. Pierini,
M. Pimiä, D. Piparo, G. Polese, L. Quertenmont, A. Racz, W. Reece, J. Rodrigues Antunes,
G. Rolandi³², C. Rovelli³³, M. Rovere, H. Sakulin, F. Santanastasio, C. Schäfer, C. Schwick,
I. Segoni, S. Sekmen, A. Sharma, P. Siegrist, P. Silva, M. Simon, P. Sphicas³⁴, D. Spiga,
A. Tsirou, G.I. Veres¹⁹, J.R. Vlimant, H.K. Wöhri, S.D. Worm³⁵, W.D. Zeuner

Paul Scherrer Institut, Villigen, Switzerland

W. Bertl, K. Deiters, W. Erdmann, K. Gabathuler, R. Horisberger, Q. Ingram,
H.C. Kaestli, S. König, D. Kotlinski, U. Langenegger, F. Meier, D. Renker, T. Rohe,
J. Sibille³⁶

Institute for Particle Physics, ETH Zurich, Zurich, Switzerland

L. Bäni, P. Bortignon, M.A. Buchmann, B. Casal, N. Chanon, A. Deisher, G. Dissertori,
M. Dittmar, M. Donegà, M. Dünser, J. Eugster, K. Freudenreich, C. Grab, D. Hits,
P. Lecomte, W. Lustermann, A.C. Marini, P. Martinez Ruiz del Arbol, N. Mohr, F. Moortgat,
C. Nägeli³⁷, P. Nef, F. Nessi-Tedaldi, F. Pandolfi, L. Pape, F. Pauss, M. Peruzzi,
F.J. Ronga, M. Rossini, L. Sala, A.K. Sanchez, A. Starodumov³⁸, B. Stieger, M. Takahashi,
L. Tauscher[†], A. Thea, K. Theofilatos, D. Treille, C. Urscheler, R. Wallny, H.A. Weber,
L. Wehrli

Universität Zürich, Zurich, Switzerland

C. Amsler³⁹, V. Chiochia, S. De Visscher, C. Favaro, M. Ivova Rikova, B. Millan Mejias,
P. Otiougova, P. Robmann, H. Snoek, S. Tupputi, M. Verzetti

National Central University, Chung-Li, Taiwan

Y.H. Chang, K.H. Chen, C.M. Kuo, S.W. Li, W. Lin, Z.K. Liu, Y.J. Lu, D. Mekterovic,
A.P. Singh, R. Volpe, S.S. Yu

National Taiwan University (NTU), Taipei, Taiwan

P. Bartalini, P. Chang, Y.H. Chang, Y.W. Chang, Y. Chao, K.F. Chen, C. Dietz,
U. Grundler, W.-S. Hou, Y. Hsiung, K.Y. Kao, Y.J. Lei, R.-S. Lu, D. Majumder,
E. Petrakou, X. Shi, J.G. Shiu, Y.M. Tzeng, X. Wan, M. Wang

Chulalongkorn University, Bangkok, Thailand

B. Asavapibhop, N. Suwonjandee

Cukurova University, Adana, Turkey

A. Adiguzel, M.N. Bakirci⁴⁰, S. Cerci⁴¹, C. Dozen, I. Dumanoglu, E. Eskut, S. Girgis,
G. Gokbulut, E. Gurpinar, I. Hos, E.E. Kangal, T. Karaman, G. Karapinar⁴², A. Kayis

Topaksu, G. Onengut, K. Ozdemir, S. Ozturk⁴³, A. Polatoz, K. Sogut⁴⁴, D. Sunar Cerci⁴¹, B. Tali⁴¹, H. Topakli⁴⁰, L.N. Vergili, M. Vergili

Middle East Technical University, Physics Department, Ankara, Turkey

I.V. Akin, T. Aliev, B. Bilin, S. Bilmis, M. Deniz, H. Gamsizkan, A.M. Guler, K. Ocalan, A. Ozpineci, M. Serin, R. Sever, U.E. Surat, M. Yalvac, E. Yildirim, M. Zeyrek

Bogazici University, Istanbul, Turkey

E. Gülmez, B. Isildak⁴⁵, M. Kaya⁴⁶, O. Kaya⁴⁶, S. Ozkorucuklu⁴⁷, N. Sonmez⁴⁸

Istanbul Technical University, Istanbul, Turkey

K. Cankocak

National Scientific Center, Kharkov Institute of Physics and Technology, Kharkov, Ukraine

L. Levchuk

University of Bristol, Bristol, United Kingdom

F. Bostock, J.J. Brooke, E. Clement, D. Cussans, H. Flacher, R. Frazier, J. Goldstein, M. Grimes, G.P. Heath, H.F. Heath, L. Kreczko, S. Metson, D.M. Newbold³⁵, K. Nirunpong, A. Poll, S. Senkin, V.J. Smith, T. Williams

Rutherford Appleton Laboratory, Didcot, United Kingdom

L. Basso⁴⁹, K.W. Bell, A. Belyaev⁴⁹, C. Brew, R.M. Brown, D.J.A. Cockerill, J.A. Coughlan, K. Harder, S. Harper, J. Jackson, B.W. Kennedy, E. Olaiya, D. Petyt, B.C. Radburn-Smith, C.H. Shepherd-Themistocleous, I.R. Tomalin, W.J. Womersley

Imperial College, London, United Kingdom

R. Bainbridge, G. Ball, R. Beuselinck, O. Buchmuller, D. Colling, N. Cripps, M. Cutajar, P. Dauncey, G. Davies, M. Della Negra, W. Ferguson, J. Fulcher, D. Futyan, A. Gilbert, A. Guneratne Bryer, G. Hall, Z. Hatherell, J. Hays, G. Iles, M. Jarvis, G. Karapostoli, L. Lyons, A.-M. Magnan, J. Marrouche, B. Mathias, R. Nandi, J. Nash, A. Nikitenko³⁸, A. Papageorgiou, J. Pela, M. Pesaresi, K. Petridis, M. Pioppi⁵⁰, D.M. Raymond, S. Roger-son, A. Rose, M.J. Ryan, C. Seez, P. Sharp[†], A. Sparrow, M. Stoye, A. Tapper, M. Vazquez Acosta, T. Virdee, S. Wakefield, N. Wardle, T. Whyntie

Brunel University, Uxbridge, United Kingdom

M. Chadwick, J.E. Cole, P.R. Hobson, A. Khan, P. Kyberd, D. Leggat, D. Leslie, W. Martin, I.D. Reid, P. Symonds, L. Teodorescu, M. Turner

Baylor University, Waco, USA

K. Hatakeyama, H. Liu, T. Scarborough

The University of Alabama, Tuscaloosa, USA

O. Charaf, C. Henderson, P. Rumerio

Boston University, Boston, USA

A. Avetisyan, T. Bose, C. Fantasia, A. Heister, J. St. John, P. Lawson, D. Lazic, J. Rohlf, D. Sperka, L. Sulak

Brown University, Providence, USA

J. Alimena, S. Bhattacharya, D. Cutts, Z. Demiragli, A. Ferapontov, A. Garabedian, U. Heintz, S. Jabeen, G. Kukartsev, E. Laird, G. Landsberg, M. Luk, M. Narain, D. Nguyen, M. Segala, T. Sinthuprasith, T. Speer, K.V. Tsang

University of California, Davis, Davis, USA

R. Breedon, G. Breto, M. Calderon De La Barca Sanchez, S. Chauhan, M. Chertok, J. Conway, R. Conway, P.T. Cox, J. Dolen, R. Erbacher, M. Gardner, R. Houtz, W. Ko, A. Kopecky, R. Lander, O. Mall, T. Miceli, D. Pellett, F. Ricci-Tam, B. Rutherford, M. Searle, J. Smith, M. Squires, M. Tripathi, R. Vasquez Sierra, R. Yohay

University of California, Los Angeles, Los Angeles, USA

V. Andreev, D. Cline, R. Cousins, J. Duris, S. Erhan, P. Everaerts, C. Farrell, J. Hauser, M. Ignatenko, C. Jarvis, C. Plager, G. Rakness, P. Schlein[†], P. Traczyk, V. Valuev, M. Weber

University of California, Riverside, Riverside, USA

J. Babb, R. Clare, M.E. Dinardo, J. Ellison, J.W. Gary, F. Giordano, G. Hanson, G.Y. Jeng⁵¹, H. Liu, O.R. Long, A. Luthra, H. Nguyen, S. Paramesvaran, J. Sturdy, S. Sumowidagdo, R. Wilken, S. Wimpenny

University of California, San Diego, La Jolla, USA

W. Andrews, J.G. Branson, G.B. Cerati, S. Cittolin, D. Evans, F. Golf, A. Holzner, R. Kelley, M. Lebourgeois, J. Letts, I. Macneill, B. Mangano, S. Padhi, C. Palmer, G. Petrucciani, M. Pieri, M. Sani, V. Sharma, S. Simon, E. Sudano, M. Tadel, Y. Tu, A. Vartak, S. Wasserbaech⁵², F. Würthwein, A. Yagil, J. Yoo

University of California, Santa Barbara, Santa Barbara, USA

D. Barge, R. Bellan, C. Campagnari, M. D'Alfonso, T. Danielson, K. Flowers, P. Geffert, J. Incandela, C. Justus, P. Kalavase, S.A. Koay, D. Kovalskyi, V. Krutelyov, S. Lowette, N. Mccoll, V. Pavlunin, F. Rebassoo, J. Ribnik, J. Richman, R. Rossin, D. Stuart, W. To, C. West

California Institute of Technology, Pasadena, USA

A. Apresyan, A. Bornheim, Y. Chen, E. Di Marco, J. Duarte, M. Gataullin, Y. Ma, A. Mott, H.B. Newman, C. Rogan, M. Spiropulu, V. Timciuc, J. Veverka, R. Wilkinson, S. Xie, Y. Yang, R.Y. Zhu

Carnegie Mellon University, Pittsburgh, USA

B. Akgun, V. Azzolini, A. Calamba, R. Carroll, T. Ferguson, Y. Iiyama, D.W. Jang, Y.F. Liu, M. Paulini, H. Vogel, I. Vorobiev

University of Colorado at Boulder, Boulder, USA

J.P. Cumalat, B.R. Drell, W.T. Ford, A. Gaz, E. Luiggi Lopez, J.G. Smith, K. Stenson, K.A. Ulmer, S.R. Wagner

Cornell University, Ithaca, USA

J. Alexander, A. Chatterjee, N. Eggert, L.K. Gibbons, B. Heltsley, A. Khukhunaishvili, B. Kreis, N. Mirman, G. Nicolas Kaufman, J.R. Patterson, A. Ryd, E. Salvati, W. Sun, W.D. Teo, J. Thom, J. Thompson, J. Tucker, J. Vaughan, Y. Weng, L. Winstrom, P. Wittich

Fairfield University, Fairfield, USA

D. Winn

Fermi National Accelerator Laboratory, Batavia, USA

S. Abdullin, M. Albrow, J. Anderson, L.A.T. Bauerdick, A. Beretvas, J. Berryhill, P.C. Bhat, I. Bloch, K. Burkett, J.N. Butler, V. Chetluru, H.W.K. Cheung, F. Chlebana, V.D. Elvira, I. Fisk, J. Freeman, Y. Gao, D. Green, O. Gutsche, J. Hanlon, R.M. Harris, J. Hirschauer, B. Hooberman, S. Jindariani, M. Johnson, U. Joshi, B. Kilminster, B. Klima, S. Kunori, S. Kwan, C. Leonidopoulos, J. Linacre, D. Lincoln, R. Lipton, J. Lykken, K. Maeshima, J.M. Marraffino, S. Maruyama, D. Mason, P. McBride, K. Mishra, S. Mrenna, Y. Musienko⁵³, C. Newman-Holmes, V. O'Dell, O. Prokofyev, E. Sexton-Kennedy, S. Sharma, W.J. Spalding, L. Spiegel, L. Taylor, S. Tkaczyk, N.V. Tran, L. Uplegger, E.W. Vaandering, R. Vidal, J. Whitmore, W. Wu, F. Yang, F. Yumiceva, J.C. Yun

University of Florida, Gainesville, USA

D. Acosta, P. Avery, D. Bourilkov, M. Chen, T. Cheng, S. Das, M. De Gruttola, G.P. Di Giovanni, D. Dobur, A. Drozdetskiy, R.D. Field, M. Fisher, Y. Fu, I.K. Furic, J. Gartner, J. Hugon, B. Kim, J. Konigsberg, A. Korytov, A. Kropivnitskaya, T. Kypreos, J.F. Low, K. Matchev, P. Milenovic⁵⁴, G. Mitselmakher, L. Muniz, M. Park, R. Remington, A. Rinkevicius, P. Sellers, N. Skhirtladze, M. Snowball, J. Yelton, M. Zakaria

Florida International University, Miami, USA

V. Gaultney, S. Hewamanage, L.M. Lebolo, S. Linn, P. Markowitz, G. Martinez, J.L. Rodriguez

Florida State University, Tallahassee, USA

T. Adams, A. Askew, J. Bochenek, J. Chen, B. Diamond, S.V. Gleyzer, J. Haas, S. Hagopian, V. Hagopian, M. Jenkins, K.F. Johnson, H. Prosper, V. Veeraraghavan, M. Weinberg

Florida Institute of Technology, Melbourne, USA

M.M. Baarmand, B. Dorney, M. Hohlmann, H. Kalakhety, I. Vodopiyanov

University of Illinois at Chicago (UIC), Chicago, USA

M.R. Adams, I.M. Anghel, L. Apanasevich, Y. Bai, V.E. Bazterra, R.R. Betts, I. Bucinskaite, J. Callner, R. Cavanaugh, O. Evdokimov, L. Gauthier, C.E. Gerber, D.J. Hofman, S. Khalatyan, F. Lacroix, M. Malek, C. O'Brien, C. Silkworth, D. Strom, P. Turner, N. Varelas

The University of Iowa, Iowa City, USA

U. Akgun, E.A. Albayrak, B. Bilki⁵⁵, W. Clarida, F. Duru, J.-P. Merlo, H. Mermerkaya⁵⁶,
 A. Mestvirishvili, A. Moeller, J. Nachtman, C.R. Newsom, E. Norbeck, Y. Onel, F. Ozok⁵⁷,
 S. Sen, P. Tan, E. Tiras, J. Wetzel, T. Yetkin, K. Yi

Johns Hopkins University, Baltimore, USA

B.A. Barnett, B. Blumenfeld, S. Bolognesi, D. Fehling, G. Giurgiu, A.V. Gribsan, Z.J. Guo,
 G. Hu, P. Maksimovic, S. Rappoccio, M. Swartz, A. Whitbeck

The University of Kansas, Lawrence, USA

P. Baringer, A. Bean, G. Benelli, R.P. Kenny Iii, M. Murray, D. Noonan, S. Sanders,
 R. Stringer, G. Tinti, J.S. Wood, V. Zhukova

Kansas State University, Manhattan, USA

A.F. Barfuss, T. Bolton, I. Chakaberia, A. Ivanov, S. Khalil, M. Makouski, Y. Maravin,
 S. Shrestha, I. Svintradze

Lawrence Livermore National Laboratory, Livermore, USA

J. Gronberg, D. Lange, D. Wright

University of Maryland, College Park, USA

A. Baden, M. Boutemour, B. Calvert, S.C. Eno, J.A. Gomez, N.J. Hadley, R.G. Kellogg,
 M. Kirn, T. Kolberg, Y. Lu, M. Marionneau, A.C. Mignerey, K. Pedro, A. Skuja, J. Temple,
 M.B. Tonjes, S.C. Tonwar, E. Twedt

Massachusetts Institute of Technology, Cambridge, USA

A. Apyan, G. Bauer, J. Bendavid, W. Busza, E. Butz, I.A. Cali, M. Chan, V. Dutta,
 G. Gomez Ceballos, M. Goncharov, K.A. Hahn, Y. Kim, M. Klute, K. Krajczar⁵⁸,
 P.D. Luckey, T. Ma, S. Nahn, C. Paus, D. Ralph, C. Roland, G. Roland, M. Rudolph,
 G.S.F. Stephans, F. Stöckli, K. Sumorok, K. Sung, D. Velicanu, E.A. Wenger, R. Wolf,
 B. Wyslouch, M. Yang, Y. Yilmaz, A.S. Yoon, M. Zanetti

University of Minnesota, Minneapolis, USA

S.I. Cooper, B. Dahmes, A. De Benedetti, G. Franzoni, A. Gude, S.C. Kao, K. Klapoetke,
 Y. Kubota, J. Mans, N. Pastika, R. Rusack, M. Sasseville, A. Singovsky, N. Tamba,
 J. Turkewitz

University of Mississippi, Oxford, USA

L.M. Cremaldi, R. Kroeger, L. Perera, R. Rahmat, D.A. Sanders

University of Nebraska-Lincoln, Lincoln, USA

E. Avdeeva, K. Bloom, S. Bose, J. Butt, D.R. Claes, A. Dominguez, M. Eads, J. Keller,
 I. Kravchenko, J. Lazo-Flores, H. Malbouisson, S. Malik, G.R. Snow

State University of New York at Buffalo, Buffalo, USA

A. Godshalk, I. Iashvili, S. Jain, A. Kharchilava, A. Kumar

Northeastern University, Boston, USA

G. Alverson, E. Barberis, D. Baumgartel, M. Chasco, J. Haley, D. Nash, D. Trocino, D. Wood, J. Zhang

Northwestern University, Evanston, USA

A. Anastassov, A. Kubik, N. Mucia, N. Odell, R.A. Ofierzynski, B. Pollack, A. Pozdnyakov, M. Schmitt, S. Stoynev, M. Velasco, S. Won

University of Notre Dame, Notre Dame, USA

L. Antonelli, D. Berry, A. Brinkerhoff, K.M. Chan, M. Hildreth, C. Jessop, D.J. Karmgard, J. Kolb, K. Lannon, W. Luo, S. Lynch, N. Marinelli, D.M. Morse, T. Pearson, M. Planer, R. Ruchti, J. Slaunwhite, N. Valls, M. Wayne, M. Wolf

The Ohio State University, Columbus, USA

B. Bylsma, L.S. Durkin, C. Hill, R. Hughes, K. Kotov, T.Y. Ling, D. Puigh, M. Rodenburg, C. Vuosalo, G. Williams, B.L. Winer

Princeton University, Princeton, USA

N. Adam, E. Berry, P. Elmer, D. Gerbaudo, V. Halyo, P. Hebda, J. Hegeman, A. Hunt, P. Jindal, D. Lopes Pegna, P. Lujan, D. Marlow, T. Medvedeva, M. Mooney, J. Olsen, P. Piroué, X. Quan, A. Raval, B. Safdi, H. Saka, D. Stickland, C. Tully, J.S. Werner, A. Zuranski

University of Puerto Rico, Mayaguez, USA

E. Brownson, A. Lopez, H. Mendez, J.E. Ramirez Vargas

Purdue University, West Lafayette, USA

E. Alagoz, V.E. Barnes, D. Benedetti, G. Bolla, D. Bortoletto, M. De Mattia, A. Everett, Z. Hu, M. Jones, O. Koybasi, M. Kress, A.T. Laasanen, N. Leonardo, V. Maroussov, P. Merkel, D.H. Miller, N. Neumeister, I. Shipsey, D. Silvers, A. Svyatkovskiy, M. Vidal Marono, H.D. Yoo, J. Zablocki, Y. Zheng

Purdue University Calumet, Hammond, USA

S. Guragain, N. Parashar

Rice University, Houston, USA

A. Adair, C. Boulahouache, K.M. Ecklund, F.J.M. Geurts, W. Li, B.P. Padley, R. Redjimi, J. Roberts, J. Zabel

University of Rochester, Rochester, USA

B. Betchart, A. Bodek, Y.S. Chung, R. Covarelli, P. de Barbaro, R. Demina, Y. Eshaq, T. Ferbel, A. Garcia-Bellido, P. Goldenzweig, J. Han, A. Harel, D.C. Miner, D. Vishnevskiy, M. Zielinski

The Rockefeller University, New York, USA

A. Bhatti, R. Ciesielski, L. Demortier, K. Goulios, G. Lungu, S. Malik, C. Mesropian

Rutgers, the State University of New Jersey, Piscataway, USA

S. Arora, A. Barker, J.P. Chou, C. Contreras-Campana, E. Contreras-Campana, D. Duggan, D. Ferencek, Y. Gershtein, R. Gray, E. Halkiadakis, D. Hidas, A. Lath, S. Panwalkar, M. Park, R. Patel, V. Rekovic, J. Robles, K. Rose, S. Salur, S. Schnetzer, C. Seitz, S. Somalwar, R. Stone, S. Thomas

University of Tennessee, Knoxville, USA

G. Cerizza, M. Hollingsworth, S. Spanier, Z.C. Yang, A. York

Texas A&M University, College Station, USA

R. Eusebi, W. Flanagan, J. Gilmore, T. Kamon⁵⁹, V. Khotilovich, R. Montalvo, I. Osipenkov, Y. Pakhotin, A. Perloff, J. Roe, A. Safonov, T. Sakuma, S. Sengupta, I. Suarez, A. Tatarinov, D. Toback

Texas Tech University, Lubbock, USA

N. Akchurin, J. Damgov, C. Dragoiu, P.R. Duderø, C. Jeong, K. Kovitanggoon, S.W. Lee, T. Libeiro, Y. Roh, I. Volobouev

Vanderbilt University, Nashville, USA

E. Appelt, A.G. Delannoy, C. Florez, S. Greene, A. Gurrola, W. Johns, P. Kurt, C. Maguire, A. Melo, M. Sharma, P. Sheldon, B. Snook, S. Tuo, J. Velkovska

University of Virginia, Charlottesville, USA

M.W. Arenton, M. Balazs, S. Boutle, B. Cox, B. Francis, J. Goodell, R. Hirosky, A. Ledovskoy, C. Lin, C. Neu, J. Wood

Wayne State University, Detroit, USA

S. Gollapinni, R. Harr, P.E. Karchin, C. Kottachchi Kankanamge Don, P. Lamichhane, A. Sakharov

University of Wisconsin, Madison, USA

M. Anderson, D. Belknap, L. Borrello, D. Carlsmith, M. Cepeda, S. Dasu, E. Friis, L. Gray, K.S. Grogg, M. Grothe, R. Hall-Wilton, M. Herndon, A. Hervé, P. Klabbers, J. Klukas, A. Lanaro, C. Lazaridis, J. Leonard, R. Loveless, A. Mohapatra, I. Ojalvo, F. Palmonari, G.A. Pierro, I. Ross, A. Savin, W.H. Smith, J. Swanson

†: Deceased

1: Also at Vienna University of Technology, Vienna, Austria

2: Also at National Institute of Chemical Physics and Biophysics, Tallinn, Estonia

3: Also at Universidade Federal do ABC, Santo Andre, Brazil

4: Also at California Institute of Technology, Pasadena, USA

5: Also at CERN, European Organization for Nuclear Research, Geneva, Switzerland

6: Also at Laboratoire Leprince-Ringuet, Ecole Polytechnique, IN2P3-CNRS, Palaiseau, France

7: Also at Suez Canal University, Suez, Egypt

8: Also at Zewail City of Science and Technology, Zewail, Egypt

9: Also at Cairo University, Cairo, Egypt

- 10: Also at Fayoum University, El-Fayoum, Egypt
- 11: Also at British University in Egypt, Cairo, Egypt
- 12: Now at Ain Shams University, Cairo, Egypt
- 13: Also at National Centre for Nuclear Research, Swierk, Poland
- 14: Also at Université de Haute-Alsace, Mulhouse, France
- 15: Now at Joint Institute for Nuclear Research, Dubna, Russia
- 16: Also at Moscow State University, Moscow, Russia
- 17: Also at Brandenburg University of Technology, Cottbus, Germany
- 18: Also at Institute of Nuclear Research ATOMKI, Debrecen, Hungary
- 19: Also at Eötvös Loránd University, Budapest, Hungary
- 20: Also at Tata Institute of Fundamental Research - HECR, Mumbai, India
- 21: Also at University of Visva-Bharati, Santiniketan, India
- 22: Also at Sharif University of Technology, Tehran, Iran
- 23: Also at Isfahan University of Technology, Isfahan, Iran
- 24: Also at Plasma Physics Research Center, Science and Research Branch, Islamic Azad University, Tehran, Iran
- 25: Also at Facoltà Ingegneria, Università di Roma, Roma, Italy
- 26: Also at Università della Basilicata, Potenza, Italy
- 27: Also at Università degli Studi Guglielmo Marconi, Roma, Italy
- 28: Also at Università degli Studi di Siena, Siena, Italy
- 29: Also at University of Bucharest, Faculty of Physics, Bucuresti-Magurele, Romania
- 30: Also at Faculty of Physics of University of Belgrade, Belgrade, Serbia
- 31: Also at University of California, Los Angeles, Los Angeles, USA
- 32: Also at Scuola Normale e Sezione dell'INFN, Pisa, Italy
- 33: Also at INFN Sezione di Roma; Università di Roma, Roma, Italy
- 34: Also at University of Athens, Athens, Greece
- 35: Also at Rutherford Appleton Laboratory, Didcot, United Kingdom
- 36: Also at The University of Kansas, Lawrence, USA
- 37: Also at Paul Scherrer Institut, Villigen, Switzerland
- 38: Also at Institute for Theoretical and Experimental Physics, Moscow, Russia
- 39: Also at Albert Einstein Center for Fundamental Physics, Bern, Switzerland
- 40: Also at Gaziosmanpasa University, Tokat, Turkey
- 41: Also at Adiyaman University, Adiyaman, Turkey
- 42: Also at Izmir Institute of Technology, Izmir, Turkey
- 43: Also at The University of Iowa, Iowa City, USA
- 44: Also at Mersin University, Mersin, Turkey
- 45: Also at Ozyegin University, Istanbul, Turkey
- 46: Also at Kafkas University, Kars, Turkey
- 47: Also at Suleyman Demirel University, Isparta, Turkey
- 48: Also at Ege University, Izmir, Turkey
- 49: Also at School of Physics and Astronomy, University of Southampton, Southampton, United Kingdom
- 50: Also at INFN Sezione di Perugia; Università di Perugia, Perugia, Italy
- 51: Also at University of Sydney, Sydney, Australia
- 52: Also at Utah Valley University, Orem, USA
- 53: Also at Institute for Nuclear Research, Moscow, Russia
- 54: Also at University of Belgrade, Faculty of Physics and Vinca Institute of Nuclear Sciences, Belgrade, Serbia

- 55: Also at Argonne National Laboratory, Argonne, USA
- 56: Also at Erzincan University, Erzincan, Turkey
- 57: Also at Mimar Sinan University, Istanbul, Istanbul, Turkey
- 58: Also at KFKI Research Institute for Particle and Nuclear Physics, Budapest, Hungary
- 59: Also at Kyungpook National University, Daegu, Korea