

Supporting Information

Luminescence of $[\text{Ru}(\text{bpy})_2(\text{dppz})]^{2+}$ Bound to RNA Mismatches

Anna J. McConnell, Hang Song, and Jacqueline K. Barton*

Division of Chemistry and Chemical Engineering, California Institute of Technology, Pasadena,
California, 91125

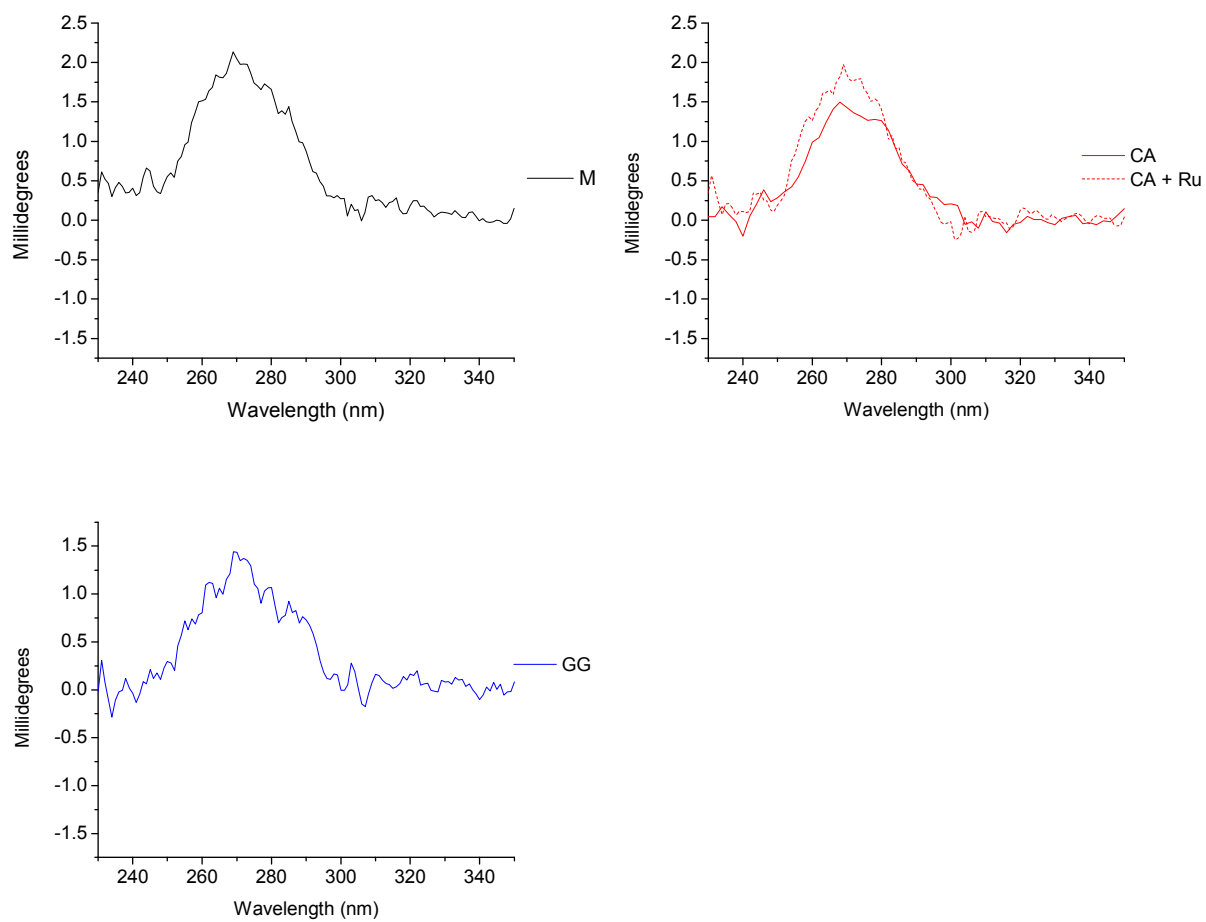


Figure S1. Circular dichroism spectra of the RNA hairpins (1.5 μM) in 5 mM Tris, pH 7.5, 50 mM NaCl.

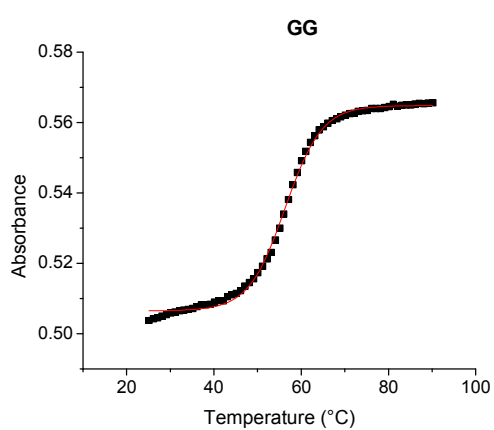
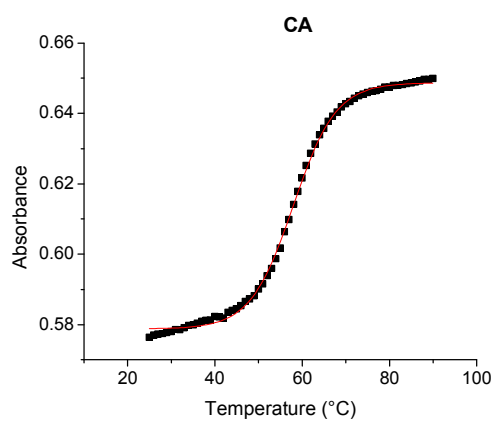
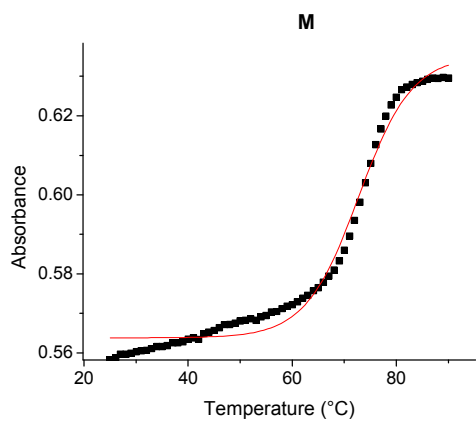


Figure S2. Representative melting temperature curves of the absorbance at 260 nm for the RNA hairpins (1.5 μ M) in 5 mM Tris, pH 7.5, 50 mM NaCl. The black square symbols represent the experimental data points and the red line represents the curve fitted using the Boltzmann function in OriginPro 8.5.