



Inclusive search for a vector-like T quark with charge $\frac{2}{3}$ in pp collisions at $\sqrt{s} = 8$ TeV



CMS Collaboration ^{*}

CERN, Switzerland

ARTICLE INFO

Article history:

Received 29 November 2013
 Received in revised form 30 December 2013
 Accepted 6 January 2014
 Available online 8 January 2014
 Editor: M. Doser

Keywords:

CMS
 Physics

ABSTRACT

A search is performed for a massive new vector-like quark T, with charge $\frac{2}{3}$, that is pair produced together with its antiparticle in proton–proton collisions. The data were collected by the CMS experiment at the Large Hadron Collider in 2012 at $\sqrt{s} = 8$ TeV and correspond to an integrated luminosity of 19.5 fb^{-1} . The T quark is assumed to decay into three different final states, bW, tZ, and tH. The search is carried out using events with at least one isolated lepton. No deviations from standard model expectations are observed, and lower limits are set on the T quark mass at 95% confidence level. The lower limit lies between 687 and 782 GeV for all possible values of the branching fractions into the three different final states assuming strong production. These limits are the most stringent constraints to date on the existence of such a quark.

Published by Elsevier B.V.

1. Introduction

The discovery of a Higgs boson with a mass close to 125 GeV, with properties consistent with those of a standard model (SM) Higgs particle [1–3], suggests the need for a mechanism to stabilize the mass of this particle. Loop corrections to the mass of a scalar particle diverge quadratically with the cutoff scale of the calculation. The dominant contributions arise from loops that involve top quarks, W bosons, and Higgs bosons. If the SM applies to energies significantly above the electroweak scale, there must be other new particles that give rise to loop corrections that cancel these contributions. Little Higgs models [4,5], for example, predict a quark “T”, a partner to the top quark, which would cancel the contributions of the top-quark loops to the Higgs-boson mass. This T quark must have a mass at the TeV scale if it is to effectively fulfill this role. Here we assume that the T quark is vector-like, i.e. that it has only vector couplings with the W and Z bosons, thereby evading the many constraints placed by precision electroweak measurements [6] on extensions to the SM that propose a fourth generation of quarks and leptons.

We assume that the T quark is produced together with its antiquark in proton–proton (pp) collisions through the strong interaction. Thus its production cross section can be calculated using perturbative quantum chromodynamics. We use the approximate next-to-next-to-leading order (NNLO) calculation implemented in HATHOR [7], which gives results varying from 570 fb to 0.05 fb for

T-quark masses between 500 GeV and 1500 GeV. A recent exact NNLO calculation [8] gives consistent results. The T quark can decay into three different final states: bW, tZ, or tH. At low T-quark masses, the tZ and tH modes are kinematically suppressed. If the T quark is assumed to be an electroweak singlet, the branching fractions should be approximately 50% into bW and 25% each into tZ and tH when using the Goldstone Equivalence assumption [9]. We will call these the nominal branching fractions.

We search for a T-quark signal without making any specific assumptions on the branching fractions. This is the first search that considers all three final states. Previous searches have considered a single final state or two final states. The Compact Muon Solenoid (CMS) Collaboration excluded T quarks that decay 100% into tZ for masses below 625 GeV [10]. T quarks that decay 100% into bW were excluded for masses below 570 GeV [11,12] and for masses below 656 GeV [13] by the CMS and ATLAS Collaborations, respectively.

All three decay channels produce final states with b quarks and W bosons. Here, we consider final states in which at least one W boson decays leptonically.

2. The CMS detector

The characteristic feature of the CMS detector is a superconducting solenoid, 6 m in diameter and 13 m in length, which provides an axial magnetic field of 3.8 T. CMS uses a right-handed Cartesian coordinate system with its origin at the center of the detector. The z axis coincides with the axis of symmetry of the

^{*} E-mail address: cms-publication-committee-chair@cern.ch.

detector, and is oriented in the counterclockwise proton beam direction. The x axis points towards the center of the Large Hadron Collider (LHC) ring. The polar angle θ is defined with respect to the positive z axis and ϕ is the corresponding azimuthal angle. Pseudorapidity is defined as $\eta = -\ln[\tan(\theta/2)]$.

Several particle detection systems are located within the bore of the solenoid. A multi-layered silicon pixel and strip tracker covering the pseudorapidity region $|\eta| < 2.5$ measure the trajectories of charged particles. An electromagnetic calorimeter (ECAL) covering $|\eta| < 3.0$ made of lead tungstate crystals, with a lead scintillator preshower detector covering $1.65 < |\eta| < 2.6$, measures electrons and photons. A hadron calorimeter made of brass and scintillators covering $|\eta| < 3.0$ measures jets. Muons are measured with gas-ionization detectors covering $|\eta| < 2.4$ embedded in the steel flux return yoke of the solenoid, and with the pixel and strip trackers. The CMS detector is nearly hermetic, enabling momentum imbalance measurements in the plane transverse to the beam directions. A two-level trigger system selects the most interesting pp collision events for use in physics analyses. The Level-1 system uses custom hardware processors to select events in less than $4 \mu\text{s}$, using information from the calorimeters and muon detectors. The high-level trigger processor farm further reduces the event rate to a few hundred Hz. A detailed description of the CMS detector can be found in Ref. [14].

3. Event samples

The analysis is based on data recorded by the CMS experiment in pp collisions at $\sqrt{s} = 8 \text{ TeV}$ during the 2012 LHC run and corresponding to an integrated luminosity of 19.5 fb^{-1} . The inclusive muon sample is defined by the requirement to have an isolated muon candidate in the event with the transverse momentum $p_T > 24 \text{ GeV}$, as identified online by the trigger system. In the inclusive electron sample, an isolated electron candidate in the event with $p_T > 27 \text{ GeV}$ is required at the trigger level. The multilepton sample consists of events with two or more isolated electron and/or muon candidates. At the trigger level, one lepton candidate must have $p_T > 17 \text{ GeV}$ and the other $p_T > 8 \text{ GeV}$. The data are filtered to remove spurious events from noise or beam backgrounds by requiring a primary interaction vertex, and to remove data collected at times when the detector was not operating optimally.

The signal efficiencies and background contributions are estimated using simulated event samples. The $pp \rightarrow T\bar{T}$ process is simulated using version 5.1.1 of the MADGRAPH [15] event generator with up to two additional hard partons. For every T-quark mass between 500 and 1500 GeV, in 100 GeV increments, six different samples each with one of the possible final states (bWbW, bWtH, bWtZ, tHtH, tHtZ, and tZtZ) are generated. All possible combinations of branching fractions can be simulated by combining these samples with the appropriate weights. The Higgs boson decays are simulated assuming SM branching fractions for a mass of 125 GeV.

Events from SM processes that give rise to backgrounds are generated using MADGRAPH (W + jets, Z + jets, t \bar{t} W, and t \bar{t} Z production), POWHEG version 1 [16–18] (t \bar{t} and t production), and PYTHIA version 6.424 [19] (WW, WZ, ZZ, and t \bar{t} H production). For W + jets and Z + jets production, MADGRAPH generates samples with up to four partons. These samples are merged using the MLM scheme with k_T jets [20,21]. For POWHEG the CTEQ6M parton distribution functions (PDFs) are used and for all other generators the CTEQ6L1 [22] PDFs are used. Hadronization and parton showering are simulated using PYTHIA for all samples, and the CMS detector response is simulated using GEANT4 [23]. Minimum bias interactions, generated using PYTHIA, are superimposed on the simulated events to model the effect of additional pp collisions within a

single bunch crossing (pileup). The simulated interaction multiplicities are made to match the data, given the observed luminosity profile. The average number of simultaneous collisions per bunch crossing in the data sample is 21. The normalization of the W + jets sample is determined directly from the data, and all other samples are normalized to the next-to-leading-order prediction of their cross sections as computed with MCFM [24].

4. Event reconstruction

The event vertex of the hard scatter, “primary vertex”, is identified as the reconstructed vertex with the largest $\sum p_T^2$ of its associated tracks. Data and simulated samples are reconstructed by a particle-flow algorithm [25], which reconstructs all visible particles in the event originating from the primary interaction. Charged particles identified as coming from pileup interactions are not considered.

Muon candidates [26] are reconstructed from track segments detected in the muon chambers combined with matching hits in the silicon tracker. Electron candidates [27,28] are reconstructed as clusters of energy deposits in the ECAL that are consistent with a track in the silicon tracker. Electron candidates consistent with arising from a photon conversion are rejected. An isolation variable is defined as the ratio of the sum of p_T of all additional particles reconstructed in an isolation cone to the p_T of the lepton candidate. The cone radius is $\Delta R = \sqrt{(\Delta\phi)^2 + (\Delta\eta)^2} = 0.4$ around muon candidates and $\Delta R = 0.3$ around electron candidates. The sum of p_T in the isolation cone is corrected, on an event-by-event basis, for the remaining contributions from other interactions in the same beam crossing. A muon is considered isolated if the isolation variable is below 0.12. For electrons the corresponding requirement is 0.10.

All reconstructed particles except isolated leptons are clustered into jets using the anti- k_T jet clustering algorithm [29] with a distance parameter of 0.5, as implemented in FASTJET 3.0 [30]. Energy response, trigger and reconstruction efficiencies for simulated event samples are corrected using scale factors determined from data to reproduce the performance of the CMS detector [31]. Efficiency corrections are of order a few percent. Jet energy corrections vary between 1% and 10%, depending on η and p_T .

The missing transverse energy, E_T^{miss} , is defined as the magnitude of the vector sum of the transverse momenta of all reconstructed particles. We define H_T as the scalar sum of the transverse momentum of all jets, and S_T as the sum of H_T , E_T^{miss} , and the transverse momenta of all leptons.

Jets originating from the hadronization of a b quark are identified by the combined secondary vertex algorithm [32], which combines information about impact parameter significance, secondary-vertex reconstruction, and jet kinematic properties. Jets identified by the algorithm are said to be b-tagged. For jet kinematics typical of top-quark decays, the algorithm has a $66.1 \pm 0.3\%$ probability of tagging jets from b quarks and a $1.3 \pm 0.2\%$ probability of tagging jets from light quarks and gluons [33].

For large values of the T-quark mass, its decay products have large p_T values and their secondary decay products may get merged into a single jet. In order to identify highly boosted W-boson and top-quark jets from the decay of massive particles, we perform an additional jet reconstruction using the Cambridge-Aachen algorithm [34] with a distance parameter of 0.8. Jets with $p_T > 200 \text{ GeV}$ and a mass between 60 and 130 GeV are classified as W jets [35–37]. This signature is most important for T decays to bW because in this decay the W boson tends to have the largest p_T . It can also occur in T decays to tZ or tH but here the decay products of the bosons merge less often because in these decays the boson is accompanied by the massive top quark and

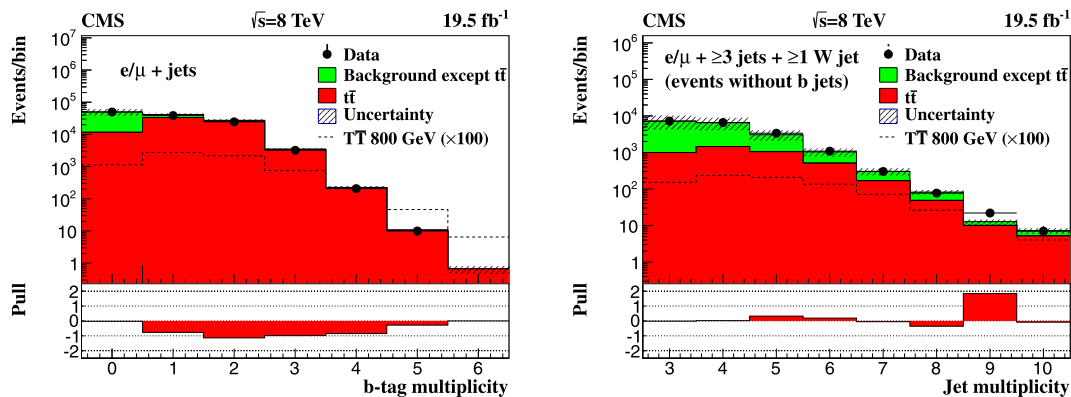


Fig. 1. Observed multiplicity of b-tagged jets in the single-lepton sample compared with a simulation using the W-boson background normalization determined from the data (left) and observed multiplicity of jets with $p_T > 30$ GeV for events with one isolated lepton, at least three jets, at least one W jet and no b-tagged jets (right). The bin-by-bin pulls shown in this and other figures are the values of the difference between observed number and expected number of events divided by the sum in quadrature of the systematic and statistical uncertainties. The uncertainties are correlated bin-to-bin, and include those in the luminosity, the cross sections and the correction factors, as described in Section 7.

therefore has smaller p_T . The decay products of a hadronic top decay may merge into a single jet. To identify top-quark jets, we follow the method of Ref. [38]. Jets are classified as top jets if they have $p_T > 200$ GeV, a mass between 140 and 250 GeV, at least three subjets, and the minimum pairwise mass larger than 50 GeV. The efficiency for identifying W and top jets is adjusted for differences in the range of 5–7% between data and simulation. The W and top jet reconstruction is independent of the standard jet reconstruction, and the collection of jets reconstructed by the latter is not modified by the W and top jet identified.

5. Single-lepton channel

Single-muon events are selected in the inclusive muon sample requiring an isolated muon candidate with $p_T > 32$ GeV and $|\eta| < 2.1$. Single-electron events are selected in the inclusive electron sample requiring an isolated electron candidate with $p_T > 32$ GeV and $|\eta| < 1.44$ or $1.57 < |\eta| < 2.5$. In each case, the candidate lepton must be consistent with originating from the primary vertex. Events that have a second muon or electron candidate are removed from the sample. All events must have at least three jets with $p_T > 120, 90$, and 50 GeV respectively. In addition, at least one W jet has to be identified or there has to be a fourth jet with $p_T > 35$ GeV. Each of the jets must have $|\eta| < 2.4$ and be separated by $\Delta R > 0.4$ from the isolated muon and by $\Delta R > 0.3$ from the isolated electron. Requiring several high- p_T jets greatly reduces the contributions from SM background processes, which are all dominantly produced with fewer and softer jets. All events must also have $E_T^{miss} > 20$ GeV. Combined with the requirements above, this last requirement effectively suppresses contributions from background multijet events.

To avoid large uncertainties from modeling W-boson production in association with multiple energetic jets, the W-boson background is normalized directly to a control data sample consisting of events selected in exactly the same way as in the signal selection but with the requirement that the events have at most three jets with $p_T > 35$ GeV and no W jet. This sample is dominated by W-boson and top-quark production, and would have a negligible signal contribution. We determine two scale factors such that the total number of simulated events and the number of simulated events with at least one b-tagged jet agree with the corresponding counts observed in the control data sample. One scale factor is used to multiply the number of events with a W boson and heavy-flavor (b- or c-quark) jets; the other scale factor is used to multiply the number of events with a W boson without heavy-flavor jets. In

Table 1

Number of events predicted for background processes and observed in the single-lepton sample. The uncertainty in the total background expectation is computed including the correlations between the systematic uncertainties of the individual contributions. The uncertainties include those in the luminosity, the cross sections and the correction factors, as detailed in Section 7.

Lepton flavor	Muon	Electron
$t\bar{t}$	36700 ± 5500	35900 ± 5400
Single top quark	2200 ± 1100	2100 ± 1000
W	19700 ± 9900	18600 ± 9400
Z	2200 ± 1100	2000 ± 1000
Multijets	< 60	1680 ± 620
$t\bar{t}W$	144 ± 72	137 ± 68
$t\bar{t}Z$	109 ± 54	108 ± 54
$t\bar{t}H$	570 ± 290	570 ± 290
WW/WZ/ZZ	410 ± 200	400 ± 200
Total background	61900 ± 13900	61500 ± 13700
Data	58478	57743

addition, we scale events containing b- and c-quark jets with two different scale factors. The ratio of these two scale factors is set to the value determined in the semileptonic $t\bar{t}$ sample at $\sqrt{s} = 7$ TeV from [39]. The scale factors are 0.8 for events that have at least one b quark, 1.1 for events without b quarks but at least one c quark, and 1.0 for events with only light quarks and gluons. These factors are applied after the samples are normalized to the inclusive W-boson production cross section predicted at NNLO [40]. The same scale factors are applied to events with electrons and to events with muons.

Fig. 1 shows that the overall jet multiplicity distribution and the multiplicity of b-tagged jets are both well modeled by the simulation following the scaling procedure. The left plot in Fig. 1 shows the agreement between data and simulation for the multiplicity of b-tagged jets. As an additional cross-check of the simulation of the background we have looked at the overall jet multiplicity, in a subset of the event sample without b-tagged jets. This distribution is shown as the right plot in Fig. 1.

The numbers of events expected and observed are given in Table 1. The selection efficiencies and expected numbers of events for the T-quark signal, assuming nominal branching fractions, are summarized in Table 2.

We use boosted decision trees (BDT) [41] to further separate the T-quark signal from the SM background, more than 96% of which arises from $t\bar{t}$, W- and Z-boson production. In the training of the BDT, we include the signal sample with the composition defined by the nominal branching fractions. We have tried training

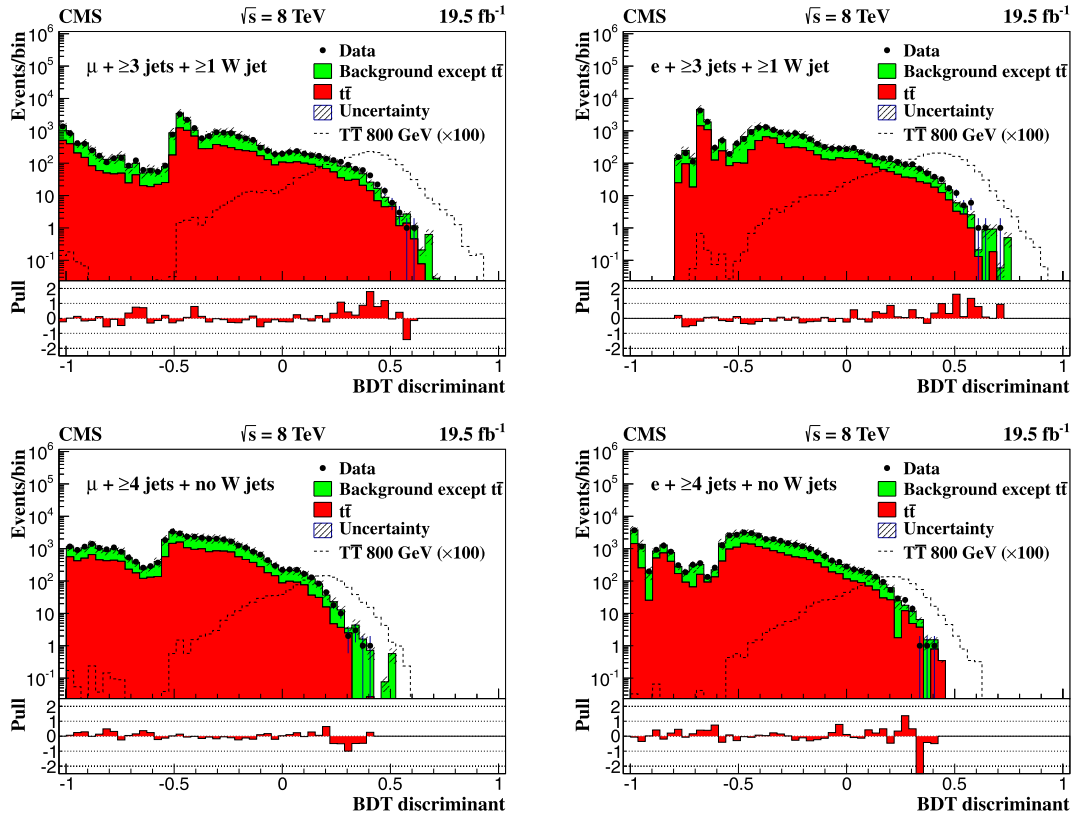


Fig. 2. Observed and expected distributions of the BDT discriminant. The distribution for a T quark with a mass of 800 GeV is also shown. The top panel is for events with at least one W jet, the bottom panel for events without W jets. The left column is for events with a muon and the right column for events with an electron.

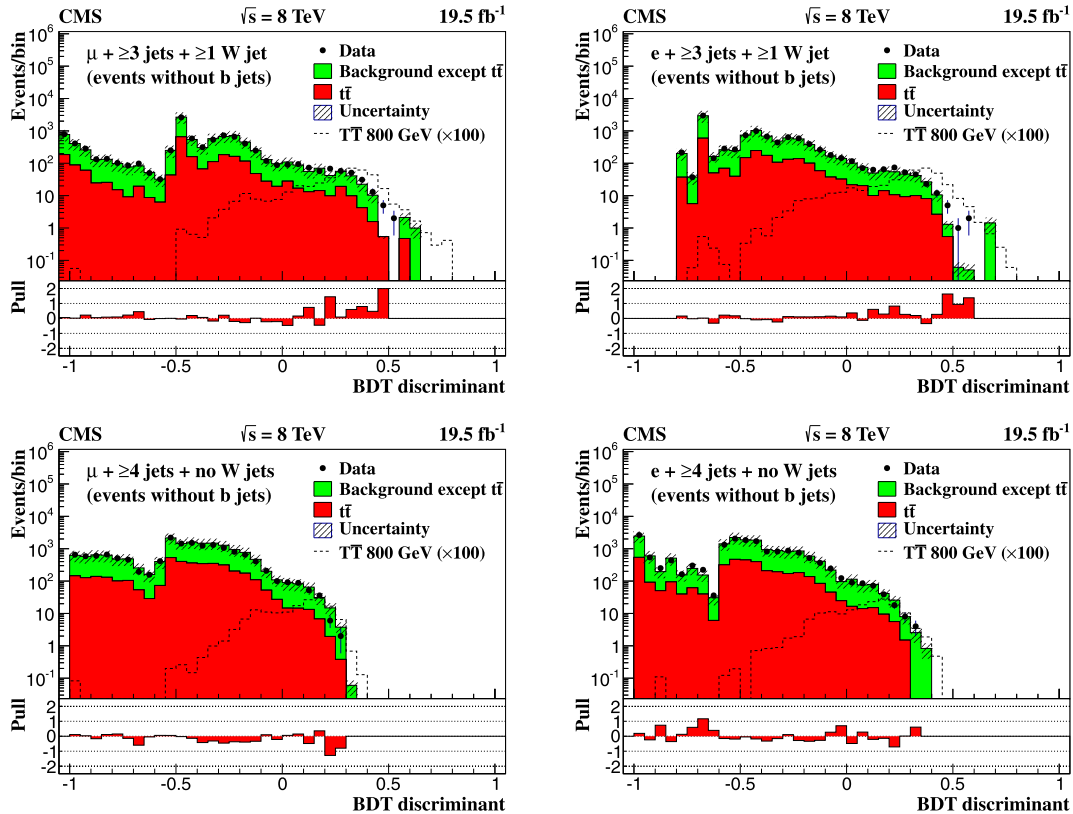


Fig. 3. Observed and expected distributions of the BDT discriminant for the subset of events in the subsample without b-tagged jets. The distribution for a T quark with a mass of 800 GeV is also shown. The top panel is for events with at least one W jet, the bottom panel for events without W jets. The left column is for events with a muon and the right column for events with an electron.

Table 2

Production cross section, efficiency, and number of events predicted by the single-lepton analysis, for the T-quark signal processes, assuming the nominal branching fractions into bW, tH, tZ of 50%, 25%, 25%, respectively.

Lepton flavor	Cross section (fb)	Muon		Electron	
		Efficiency	Events	Efficiency	Events
T mass (GeV)					
500	571	7.6%	850	7.5%	840
600	170	8.3%	280	8.4%	280
700	56.9	8.7%	97	8.8%	98
800	20.8	8.9%	36	9.1%	37
900	8.09	9.0%	14.3	9.3%	14.8
1000	3.27	9.0%	5.8	9.4%	6.0
1100	1.37	9.0%	2.4	9.4%	2.5
1200	0.58	9.0%	1.0	9.4%	1.1

separate BDTs using T quark samples decaying 100% to one of the three final states bW, tZ, or tH. This procedure did not lead to a significant improvement in sensitivity and therefore we use the same BDT for all combinations of branching fractions. Only $t\bar{t}$, W- and Z-boson production contributions enter the BDT training. We train separate BDTs for events with at least one W jet and for events without any W jet, at every value of the T-quark mass. The BDT distributions for the T-quark signal move towards slightly higher values and get a little wider with increasing mass. Although our sample includes all SM decays of the Higgs boson, we are mostly sensitive to decays to b-quark pairs and vector bosons with hadronic decays. We split the signal and background samples into two subsamples and use one of the subsamples to train the BDT and the other to model the BDT discriminant distribution to be compared with the data. The input variables for the BDT are jet multiplicity, b-tagged jet multiplicity, H_T , E_T^{miss} , lepton p_T , p_T of the third jet, and p_T of the fourth jet. For events with a W jet, the number and p_T of W jets and the number of top jets are included as additional parameters. These variables are chosen based on their importance calculated by the BDT algorithm and the desire to avoid strong correlations between the input variables. We have verified that the distributions of these variables agree well with expectations. The distributions of the BDT discriminant are shown in Fig. 2. These demonstrate the discrimination between the T-quark signal and the SM background.

As an auxiliary check, we show that the simulation models the data well by comparing the distributions of the BDT discriminant in the subset of the sample without b-tagged jets as shown in Fig. 3. In this sample the signal is suppressed by a factor 5 relative to the default selection with W jets and by a factor 8 for the sample without W jets.

6. Multilepton channel

The multilepton sample is divided into the four mutually exclusive subsamples described below. Dilepton events are required to have exactly two leptons with $p_T > 20$ GeV. These are divided into opposite- and same-sign dilepton events according to their charges, and the opposite-sign sample is further divided into two samples according to the number of jets in the event. Trilepton events must have at least three leptons with $p_T > 20$ GeV. To reject heavy-flavor resonances and low-mass Drell-Yan (DY) production, we require at least one dilepton pair with a mass above 20 GeV and $E_T^{miss} > 30$ GeV in these samples. Jets must have $p_T > 30$ GeV and $|\eta| < 2.4$ and be separated by $\Delta R > 0.3$ from the selected leptons. We also require that at least one jet must be identified as a b jet.

The first opposite-sign dilepton sample (referred to as the OS1 sample) mostly accepts events in which both the T and the \bar{T} quarks decay to bW, resulting in a bWbW final state [12]. The

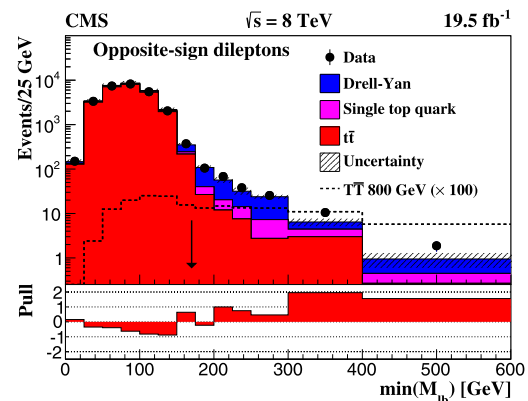


Fig. 4. Observed and expected distributions of the smallest M_{lb} for the opposite-sign dilepton sample. The distribution for a T quark with a mass of 800 GeV is also shown. It is dominated by the bWbW final state. The arrow indicates the chosen requirement.

main irreducible backgrounds in this sample are $t\bar{t}$ and DY production. To minimize these backgrounds, we impose the following requirements. The mass of the dilepton pair, $M_{\ell\ell}$, must not be consistent with the Z-boson mass, i.e. we eliminate events in which $76 < M_{\ell\ell} < 106$ GeV. We require that the smallest invariant mass of lepton and b-jet combinations, M_{lb} , is larger than 170 GeV. Since, in a top-quark decay, M_{lb} must be smaller than the top-quark mass, this drastically reduces the $t\bar{t}$ background as can be seen in Fig. 4. Finally, the events must have either two or three jets, $H_T > 300$ GeV, and $S_T > 900$ GeV. The final selection requirements are optimized by computing expected limits on the T-quark mass.

The DY background is not modeled adequately at low invariant mass and in the presence of missing transverse energy. We therefore use data to measure the residual background in events with two muons or two electrons. The observed event count in the Z-boson mass peak is rescaled by the ratio of DY events outside and inside the mass window as measured in a control data sample consisting of events with no b-tagged jets, $E_T^{miss} < 10$ GeV, $S_T < 700$ GeV, and $H_T > 300$ GeV. Since contamination from non-DY backgrounds can still be present in the Z-boson mass window, this contribution is subtracted using the $e\mu$ channel scaled according to the event yields in the $\mu\mu$ and ee channels.

Events in the second opposite-sign dilepton sample (referred to as the OS2 sample) must have at least five jets, of which two must be b-tagged, $H_T > 500$ GeV, and $S_T > 1000$ GeV. This sample accepts final states in which both leptons come from the decay of a Z boson but is not sensitive to the bWbW final state. The dominant background in this channel is $t\bar{t}$ production.

The same-sign dilepton sample (the SS sample) accepts events in which at least one T quark decays to tZ or tH. The bWbW final state does not contribute to this channel. We further filter these events by requiring at least three jets, $H_T > 500$ GeV, and $S_T > 700$ GeV. The distribution of S_T is shown in Fig. 5. The backgrounds associated with this channel fall into three main categories. Standard model processes leading to prompt, same-sign dilepton signatures have very small cross sections and are determined from simulation. Events with two prompt leptons of opposite charge can be selected if one lepton is misreconstructed with the wrong charge sign. The probability to misreconstruct the charge sign of a muon in the p_T range considered here is negligible. We determine the probability to misreconstruct the charge sign of an electron from a sample of Z decays where events with oppositely charged leptons are selected with the same criteria as in the signal selection except for the charge requirement. We then weight the events by the charge misreconstruction probability to

Table 3
Number of events predicted for background processes and observed in the opposite-sign dilepton samples with two or three jets (OS1) and with at least 5 jets (OS2), the same-sign dilepton sample (SS), and the trilepton sample. An entry “–” means that the background source is not applicable to the channel.

Channel	OS1	OS2	SS	Trileptons
$t\bar{t}$	5.2 ± 1.9	80 ± 12	–	–
Single top quark	2.5 ± 1.3	2.0 ± 1.0	–	–
Z	9.7 ± 2.9	2.5 ± 1.9	–	–
$t\bar{t}W$	–	–	5.8 ± 1.9	0.25 ± 0.11
$t\bar{t}Z$	–	–	1.83 ± 0.93	1.84 ± 0.94
WW	–	–	0.53 ± 0.29	–
WZ	–	–	0.34 ± 0.08	0.40 ± 0.21
ZZ	–	–	0.03 ± 0.00	0.07 ± 0.01
WWW/WWZ/ZZZ/WWZ	–	–	0.13 ± 0.07	0.08 ± 0.04
$t\bar{t}WW$	–	–	–	0.05 ± 0.03
Charge misidentification	–	–	0.01 ± 0.00	–
Non-prompt	–	–	7.9 ± 4.3	0.99 ± 0.90
Total background	17.4 ± 3.7	84 ± 12	16.5 ± 4.8	3.7 ± 1.3
Data	20	86	18	2

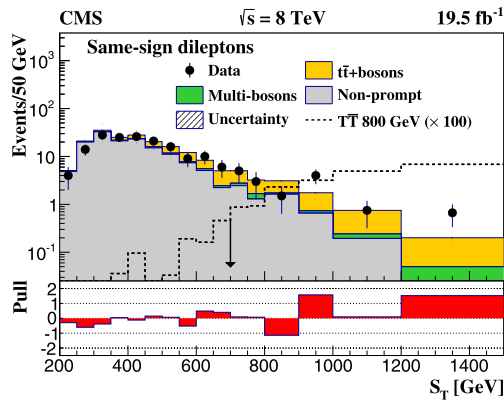


Fig. 5. Observed and expected distributions of S_T for the same-sign dilepton sample. The arrow indicates the chosen requirement.

determine the number of expected background events. The charge misidentification contribution to the background is dominated by events from $t\bar{t}$ production. We also determine instrumental backgrounds, where jet misidentification is the source of one or both lepton candidates, using control data samples.

The trilepton sample also accepts events in which at least one T quark decays to tZ or tH . The $bWbW$ final state does not contribute to this channel. We further filter trilepton events requiring at least three jets, $H_T > 500$ GeV, and $S_T > 700$ GeV. The backgrounds in this channel originate from SM processes with three or more leptons in the final state, such as diboson and triboson production, which are modeled by simulation. There are also non-prompt backgrounds from $t\bar{t}$ production and other processes, characterized by one or more misidentified leptons. These are determined from data as for the dilepton samples.

The numbers of events expected and observed in the multilepton samples are given in Table 3. The selection efficiencies and expected numbers of events for the T-quark signal, assuming nominal branching fractions, are summarized in Table 4. The selection efficiencies decrease for large values of the T-quark mass, above 1100 GeV, because an increasing fraction of the decay products of W and Z bosons are reconstructed as single jets. For the multilepton samples, the numbers of events expected from background and the T-quark signal are of similar order of magnitude and therefore we use the event count in the different multilepton samples, distinguished by lepton flavor, for the limit computation. We separate the dilepton samples into $\mu\mu$, $e\mu$, and ee subsamples and the trilepton sample into a $\mu\mu\mu$ subsample, an eee subsample, and a subsample containing all events with mixed lepton flavors.

7. Limit computation and systematic uncertainties

We observe no evidence for a signal in the data. This section discusses upper limits on the production cross section of T-quark pairs. We use Bayesian statistics to compute 95% confidence level (CL) upper limits for the production cross section for values of the T-quark mass between 500 and 1500 GeV in 100 GeV steps. For the single-lepton channels we compute the posterior probability density as a function of the $T\bar{T}$ production cross section using the BDT discriminant distribution observed for data at each mass value and the combination of the BDT discriminant distributions for signal and background processes. For the multilepton channels we use the observed and predicted numbers of events in the twelve subsamples to compute the likelihood. We integrate the posterior probability density function over the nuisance parameters assigned to the sources of systematic uncertainties that affect both the normalization and the distribution of the discriminating observables.

Uncertainties in the normalization of the signal and background samples arise from the 2.6% uncertainty in the integrated luminosity for the $\sqrt{s} = 8$ TeV data collected by CMS in 2012 [42], and the uncertainties in the cross sections and in the efficiency corrections. We assign a systematic uncertainty of 50% for each of the diboson backgrounds, for the single-top-quark production, and for the W- and Z-boson backgrounds. This accounts for the uncertainties related to the definition of the renormalization and factorization scales used in the simulation, which is the largest with a systematic uncertainty of 40%, and for the uncertainties in the determination of the W+jets and Drell-Yan backgrounds from data. For the normalization of the $t\bar{t}$ background we use the NNLO cross section of 245.8 pb [8] with an 8% uncertainty to cover the difference between alternative calculations [43,44]. We correct the lepton trigger and identification efficiencies in the simulation to agree with the performance observed in the data. The uncertainties in the correction factors give rise to uncertainties of 3% in the normalization of the signal and background samples. We further account for the effect of uncertainties in the jet energy and resolution, the b-tagging efficiency, the renormalization and factorization scales, the jet-parton matching scale, and the top-quark- p_T distribution on the number of events expected and the distribution of the BDT discriminant. The uncertainties related to the PDFs used to model the hard scattering of the proton-proton collisions are determined to be negligible.

The observed and expected limits for the nominal branching fractions are shown in Fig. 6. The observed limit is slightly higher than expected because there are slightly more events observed than expected in the high tail of the BDT distribution from single-lepton events with at least one W jet and in the multilepton

Table 4

Efficiencies ϵ and number of events N for the T-quark signal with the nominal branching fractions into bW, tH, tZ of 50%, 25%, 25%, respectively, in the opposite-sign dilepton samples with two or three jets (OS1) and with at least 5 jets (OS2), the same-sign dilepton sample (SS), and the trilepton sample.

Channel T mass (GeV)	OS1		OS2		SS		Trileptons	
	ϵ	N	ϵ	N	ϵ	N	ϵ	N
500	0.15%	16.7	0.31%	35.1	0.19%	21.3	0.17%	19.1
600	0.27%	8.9	0.50%	16.6	0.22%	7.5	0.26%	8.5
700	0.36%	4.0	0.60%	6.6	0.25%	2.8	0.28%	3.1
800	0.39%	1.6	0.61%	2.5	0.25%	1.0	0.32%	1.3
900	0.43%	0.67	0.60%	0.96	0.25%	0.40	0.33%	0.52
1000	0.44%	0.28	0.56%	0.36	0.23%	0.15	0.33%	0.21
1100	0.44%	0.12	0.52%	0.14	0.22%	0.06	0.32%	0.09
1200	0.45%	0.05	0.46%	0.05	0.20%	0.02	0.31%	0.04

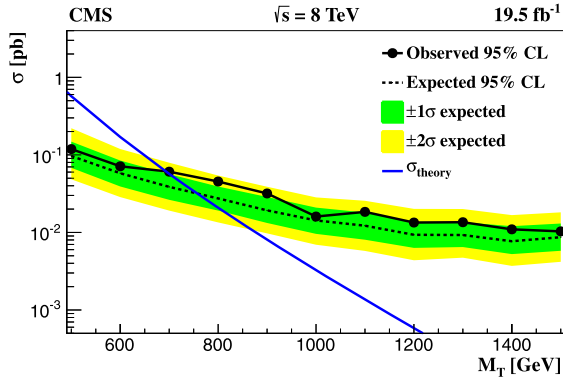


Fig. 6. Observed and expected 95% confidence level upper limits for the T-quark production cross section for the nominal branching fractions into bW, tH, tZ of 50%, 25%, 25%, respectively.

channels. We set a lower limit at the mass of the T quark where the observed cross section limit and the predicted T-quark production cross section intersect. To model the BDT discriminant distribution expected for different values of the T-quark branching fractions we weight the contributions from the six signal samples according to the branching fractions. The lower limits for the T-quark mass measured for the different sets of branching fractions are listed in Table 5 and represented graphically in Fig. 7.

8. Summary

We have searched for the associated production of a heavy vector-like T quark with charge $\frac{2}{3}$ and its antiparticle, based on events with at least one isolated lepton. No evidence for a signal in the data is seen. Assuming that the T quark decays exclusively into bW, tZ, and tH, we set lower limits for its mass between 687 and 782 GeV for all possible branching fractions into these three final states assuming strong production. This is the first search that considers all three final states, and these limits are the most stringent constraints to date on the existence of such a quark.

Acknowledgements

We congratulate our colleagues in the CERN accelerator departments for the excellent performance of the LHC and thank the technical and administrative staffs at CERN and at other CMS institutes for their contributions to the success of the CMS effort. In addition, we gratefully acknowledge the computing centres and personnel of the Worldwide LHC Computing Grid for delivering so effectively the computing infrastructure essential to our analyses. Finally, we acknowledge the enduring support for the construction and operation of the LHC and the CMS detector provided by the following funding agencies: BMWF and FWF (Austria); FNRS and FWO (Belgium); CNPq, CAPES, FAPERJ, and FAPESP (Brazil);

Table 5

Lower limits for the T quark mass, at 95% CL, for different combinations of T quark branching fractions.

Branching fractions			Expected	Observed
T → bW	T → tH	T → tZ	limit (GeV)	limit (GeV)
0.5	0.25	0.25	773	696
0.0	0.0	1.0	813	782
0.0	0.2	0.8	798	766
0.0	0.4	0.6	790	747
0.0	0.6	0.4	783	731
0.0	0.8	0.2	773	715
0.0	1.0	0.0	770	706
0.2	0.0	0.8	794	758
0.2	0.2	0.6	786	739
0.2	0.4	0.4	777	717
0.2	0.6	0.2	767	698
0.2	0.8	0.0	766	694
0.4	0.0	0.6	786	734
0.4	0.2	0.4	776	705
0.4	0.4	0.2	766	693
0.4	0.6	0.0	762	690
0.6	0.0	0.4	779	703
0.6	0.2	0.2	771	693
0.6	0.4	0.0	769	687
0.8	0.0	0.2	779	695
0.8	0.2	0.0	777	689
1.0	0.0	0.0	785	700

MES (Bulgaria); CERN; CAS, MOST, and NSFC (China); COLCIENCIAS (Colombia); MSES (Croatia); RPF (Cyprus); MoER, SF0690030s09 and ERDF (Estonia); Academy of Finland, MEC, and HIP (Finland); CEA and CNRS/IN2P3 (France); BMBF, DFG, and HGF (Germany); GSRT (Greece); OTKA and NKTH (Hungary); DAE and DST (India); IPM (Iran); SFI (Ireland); INFN (Italy); NRF and WCU (Republic of Korea); LAS (Lithuania); CINVESTAV, CONACYT, SEP, and UASLP-FAI (Mexico); MBIE (New Zealand); PAEC (Pakistan); MSHE and NSC (Poland); FCT (Portugal); JINR (Dubna); MON, RosAtom, RAS and RFBR (Russia); MESTD (Serbia); SEIDI and CPAN (Spain); Swiss Funding Agencies (Switzerland); NSC (Taipei); ThePCenter, IPST, STAR and NSTDA (Thailand); TUBITAK and TAEK (Turkey); NASU (Ukraine); STFC (United Kingdom); DOE and NSF (USA). Individuals have received support from the Marie-Curie programme and the European Research Council and EPLANET (European Union); the Leventis Foundation; the A.P. Sloan Foundation; the Alexander von Humboldt Foundation; the Belgian Federal Science Policy Office; the Fonds pour la Formation à la Recherche dans l'Industrie et dans l'Agriculture (FRIA-Belgium); the Agentschap voor Innovatie door Wetenschap en Technologie (IWT-Belgium); the Ministry of Education, Youth and Sports (MEYS) of Czech Republic; the Council of Science and Industrial Research, India; the Compagnia di San Paolo (Torino); the HOMING PLUS programme of Foundation for Polish Science, cofinanced by EU, Regional Development Fund; and the Thalís and Aristeia programmes cofinanced by EU-ESF and the Greek NSRF.

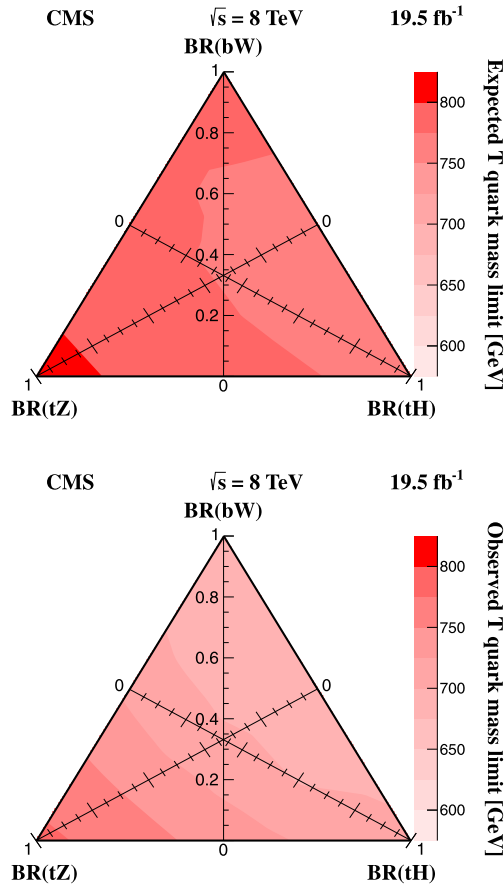


Fig. 7. Branching-fraction triangle with expected (top) and observed 95% CL limits (bottom) on the T-quark mass. Every point in the triangle corresponds to a specific set of branching-fraction values subject to the constraint that all three add up to 1. The branching fraction for each mode decreases from 1 at the corner labeled with the decay mode to 0 at the opposite side of the triangle.

References

- [1] ATLAS Collaboration, Observation of a new particle in the search for the Standard Model Higgs boson with the ATLAS detector at the LHC, Phys. Lett. B 716 (2012) 1, <http://dx.doi.org/10.1016/j.physletb.2012.08.020>, arXiv:1207.7214.
- [2] CMS Collaboration, Observation of a new boson at a mass of 125 GeV with the CMS experiment at the LHC, Phys. Lett. B 716 (2012) 30, <http://dx.doi.org/10.1016/j.physletb.2012.08.021>, arXiv:1207.7235.
- [3] CMS Collaboration, Observation of a new boson with mass near 125 GeV in pp collisions at $\sqrt{s} = 7$ and 8 TeV, J. High Energy Phys. 1306 (2013) 081, [http://dx.doi.org/10.1007/JHEP06\(2013\)081](http://dx.doi.org/10.1007/JHEP06(2013)081), arXiv:1303.4571.
- [4] N. Arkani-Hamed, A.G. Cohen, H. Georgi, Electroweak symmetry breaking from dimensional deconstruction, Phys. Lett. B 513 (2001) 232, [http://dx.doi.org/10.1016/S0370-2693\(01\)00741-9](http://dx.doi.org/10.1016/S0370-2693(01)00741-9), arXiv:hep-ph/0105239.
- [5] M. Schmaltz, D. Tucker-Smith, Little Higgs review, Annu. Rev. Nucl. Part. Sci. 55 (2005) 229, <http://dx.doi.org/10.1146/annurev.nucl.55.090704.151502>, arXiv:hep-ph/0502182.
- [6] ALEPH Collaboration, DELPHI Collaboration, L3 Collaboration, OPAL Collaboration, LEP Electroweak Working Group, Electroweak Measurements in Electron-Positron Collisions at W-Boson-Pair Energies at LEP, arXiv:1302.3415, 2013.
- [7] M. Aliev, H. Lacker, U. Langenfeld, S. Moch, P. Uwer, S. Moch, P. Uwer, M. Wiedermann, HATHOR: HAdronic Top and Heavy quarks cR0ss section calculator, Comput. Phys. Commun. 182 (2011) 1034, <http://dx.doi.org/10.1016/j.cpc.2010.12.040>, arXiv:1007.1327.
- [8] M. Czakon, P. Fiedler, A. Mitov, The total top quark pair production cross-section at hadron colliders through $O(\alpha_s^4)$, Phys. Rev. Lett. 110 (2013) 252004, <http://dx.doi.org/10.1103/PhysRevLett.110.252004>, arXiv:1303.6254.
- [9] F. del Aguila, L. Ametler, G.L. Kane, J. Vidal, Vector like fermion and standard Higgs production at hadron colliders, Nucl. Phys. B 334 (1990) 1, [http://dx.doi.org/10.1016/0550-3213\(90\)90655-W](http://dx.doi.org/10.1016/0550-3213(90)90655-W).
- [10] CMS Collaboration, Search for a vector-like quark with charge 2/3 in $t + Z$ Events from pp Collisions at $\sqrt{s} = 7$ TeV, Phys. Rev. Lett. 107 (2011) 271802, <http://dx.doi.org/10.1103/PhysRevLett.107.271802>, arXiv:1109.4985.
- [11] CMS Collaboration, Search for pair produced fourth-generation up-type quarks in pp collisions at $\sqrt{s} = 7$ TeV with a lepton in the final state, Phys. Lett. B 718 (2012) 307, <http://dx.doi.org/10.1016/j.physletb.2012.10.038>, arXiv:1209.0471.
- [12] CMS Collaboration, Search for heavy, top-like quark pair production in the dilepton final state in pp collisions at $\sqrt{s} = 7$ TeV, Phys. Lett. B 716 (2012) 103, <http://dx.doi.org/10.1016/j.physletb.2012.07.059>, arXiv:1203.5410.
- [13] ATLAS Collaboration, Search for pair production of heavy top-like quarks decaying to a high-pT W boson and a b quark in the lepton plus jets final state at $\sqrt{s} = 7$ TeV with the ATLAS detector, Phys. Lett. B 718 (2013) 1284, <http://dx.doi.org/10.1016/j.physletb.2012.11.071>, arXiv:1210.5468.
- [14] CMS Collaboration, The CMS experiment at the CERN LHC, J. Instrum. 3 (2008) S08004, <http://dx.doi.org/10.1088/1748-0221/3/08/S08004>.
- [15] J. Alwall, M. Herquet, F. Maltoni, O. Mattelaer, T. Stelzer, MadGraph 5: going beyond, J. High Energy Phys. 1106 (2011) 128, [http://dx.doi.org/10.1007/JHEP06\(2011\)128](http://dx.doi.org/10.1007/JHEP06(2011)128), arXiv:1106.0522.
- [16] P. Nason, A new method for combining NLO QCD with shower Monte Carlo algorithms, J. High Energy Phys. 0411 (2004) 040, <http://dx.doi.org/10.1088/1126-6708/2004/11/040>, arXiv:hep-ph/0409146.
- [17] S. Frixione, P. Nason, C. Oleari, Matching NLO QCD computations with parton shower simulations: the POWHEG method, J. High Energy Phys. 0711 (2007) 070, <http://dx.doi.org/10.1088/1126-6708/2007/11/070>, arXiv:0709.2092.
- [18] S. Alioli, P. Nason, C. Oleari, E. Re, A general framework for implementing NLO calculations in shower Monte Carlo programs: the POWHEG BOX, J. High Energy Phys. 1006 (2010) 043, [http://dx.doi.org/10.1007/JHEP06\(2010\)043](http://dx.doi.org/10.1007/JHEP06(2010)043), arXiv:1002.2581.
- [19] T. Sjöstrand, S. Mrenna, P. Skands, PYTHIA 6.4 physics and manual, J. High Energy Phys. 0605 (2006) 026, <http://dx.doi.org/10.1088/1126-6708/2006/05/026>, arXiv:hep-ph/0603175.
- [20] J. Alwall, S. Höche, F. Krauss, N. Lavesson, L. Lönnblad, F. Maltoni, M. Mangano, M. Moretti, C.G. Papadopoulos, F. Piccinini, S. Schumann, M. Treccani, J. Winter, M. Worek, Comparative study of various algorithms for the merging of parton showers and matrix elements in hadronic collisions, Eur. Phys. J. C 53 (2008) 473, <http://dx.doi.org/10.1140/epjc/s10052-007-0490-5>, arXiv:0706.2569.
- [21] J. Alwall, S. de Visscher, F. Maltoni, QCD radiation in the production of heavy colored particles at the LHC, J. High Energy Phys. 0902 (2009) 017, <http://dx.doi.org/10.1088/1126-6708/2009/02/017>, arXiv:0810.5350.
- [22] J. Pumplin, D.R. Stump, J. Huston, H.-L. Lai, P. Nadolsky, W.-K. Tung, New generation of parton distributions with uncertainties from global QCD analysis, J. High Energy Phys. 0207 (2002) 012, <http://dx.doi.org/10.1088/1126-6708/2002/07/012>, arXiv:hep-ph/0201195.
- [23] S. Agostinelli, et al., GEANT4 Collaboration, GEANT4—a simulation toolkit, Nucl. Instrum. Methods A 506 (2003) 250, [http://dx.doi.org/10.1016/S0168-9002\(03\)01368-8](http://dx.doi.org/10.1016/S0168-9002(03)01368-8).
- [24] J.M. Campbell, R.K. Ellis, Next-to-leading order corrections to $W + 2$ jet and $Z + 2$ jet production at hadron colliders, Phys. Rev. D 65 (2002) 113007, <http://dx.doi.org/10.1103/PhysRevD.65.113007>, arXiv:hep-ph/0202176.
- [25] CMS Collaboration, Commissioning of the particle-flow reconstruction in minimum-bias and jet events from pp collisions at 7 TeV, CMS Physics Analysis Summary, CMS-PAS-PFT-10-002, <http://cdsweb.cern.ch/record/1279341>, 2010.
- [26] CMS Collaboration, Performance of CMS muon reconstruction in pp collision events at $\sqrt{s} = 7$ TeV, J. Instrum. 7 (2012) P10002, <http://dx.doi.org/10.1088/1748-0221/7/10/P10002>, arXiv:1206.4071.
- [27] CMS Collaboration, Electron reconstruction and identification at $\sqrt{s} = 7$ TeV, CMS Physics Analysis Summary, CMS-PAS-EGM-10-004, <http://cdsweb.cern.ch/record/1299116>, 2010.
- [28] CMS Collaboration, Energy calibration and resolution of the CMS electromagnetic calorimeter in pp collisions at $\sqrt{s} = 7$ TeV, J. Instrum. 8 (2013) P09009, <http://dx.doi.org/10.1088/1748-0221/8/09/P09009>, arXiv:1306.2016.
- [29] M. Cacciari, G.P. Salam, G. Soyez, The anti- k_t jet clustering algorithm, J. High Energy Phys. 0804 (2008) 063, <http://dx.doi.org/10.1088/1126-6708/2008/04/063>, arXiv:0802.1189.
- [30] M. Cacciari, G.P. Salam, G. Soyez, FastJet user manual, Eur. Phys. J. C 72 (2012) 1896, <http://dx.doi.org/10.1140/epjc/s10052-012-1896-2>, arXiv:1111.6097.
- [31] CMS Collaboration, Determination of jet energy calibration and transverse momentum resolution in CMS, J. Instrum. 6 (2011) P11002, <http://dx.doi.org/10.1088/1748-0221/6/11/P11002>, arXiv:1107.4277.
- [32] CMS Collaboration, Identification of b-quark jets with the CMS experiment, J. Instrum. 8 (2013) P04013, <http://dx.doi.org/10.1088/1748-0221/8/04/P04013>, arXiv:1211.4462.
- [33] CMS Collaboration, Performance of b tagging at $\sqrt{s} = 8$ TeV in multijet, $t\bar{t}$ and boosted topology events, CMS Physics Analysis Summary, CMS-PAS-BTV-13-001, <http://cdsweb.cern.ch/record/1581306>, 2013.
- [34] Y.L. Dokshitzer, G.D. Leder, S. Moretti, B.R. Webber, Better jet clustering algorithms, J. High Energy Phys. 9708 (1997) 001, <http://dx.doi.org/10.1088/1126-6708/1997/08/001>, arXiv:hep-ph/9707323.
- [35] J.M. Butterworth, A.R. Davison, M. Rubin, G.P. Salam, Jet substructure as a new Higgs search channel at the LHC, Phys. Rev. Lett. 100 (2008) 242001, <http://dx.doi.org/10.1103/PhysRevLett.100.242001>, arXiv:0802.2470.

- [36] S.D. Ellis, C.K. Vermilion, J.R. Walsh, Techniques for improved heavy particle searches with jet substructure, *Phys. Rev. D* 80 (2009) 051501, <http://dx.doi.org/10.1103/PhysRevD.80.051501>, arXiv:0903.5081.
- [37] S.D. Ellis, C.K. Vermilion, J.R. Walsh, Recombination algorithms and jet substructure: Pruning as a tool for heavy particle searches, *Phys. Rev. D* 81 (2010) 094023, <http://dx.doi.org/10.1103/PhysRevD.81.094023>, arXiv:0912.0033.
- [38] CMS Collaboration, Search for anomalous t -bar production in the highly-boosted all-hadronic final state, *J. High Energy Phys.* 1209 (2012) 029, [http://dx.doi.org/10.1007/JHEP09\(2012\)029](http://dx.doi.org/10.1007/JHEP09(2012)029), arXiv:1204.2488.
- [39] CMS Collaboration, Measurement of the $t\bar{t}$ production cross section in pp collisions at $\sqrt{s} = 7$ TeV with lepton + jets final states, *Phys. Lett. B* 720 (2013) 83, <http://dx.doi.org/10.1016/j.physletb.2013.02.021>, arXiv:1212.6682.
- [40] K. Melnikov, F. Petriello, Electroweak gauge boson production at hadron colliders through $O(\alpha_s^2)$, *Phys. Rev. D* 74 (2006) 114017, <http://dx.doi.org/10.1103/PhysRevD.74.114017>, arXiv:hep-ph/0609070.
- [41] H. Voss, A. Höcker, J. Stelzer, F. Tegenfeldt, TMVA: Toolkit for multivariate data analysis with ROOT, in: *XIth International Workshop on Advanced Computing and Analysis Techniques in Physics Research (ACAT)*, 2007, p. 040, http://pos.sissa.it/archive/conferences/050/040/ACAT_040.pdf, arXiv:physics/0703039.
- [42] CMS Collaboration, CMS luminosity based on pixel cluster counting – Summer 2013 update, CMS Physics Analysis Summary, CMS-PAS-LUM-13-001, <http://cdsweb.cern.ch/record/1598864>, 2013.
- [43] N. Kidonakis, Differential and total cross sections for top pair and single top production, in: *XX International Workshop on Deep-Inelastic Scattering and Related Subjects*, Bonn, 2012, p. 831, <http://dx.doi.org/10.3204/DESY-PROC-2012-02/251>, arXiv:1205.3453.
- [44] M. Cacciari, M. Czakon, M. Mangano, A. Mitov, P. Nason, Top-pair production at hadron colliders with next-to-next-to-leading logarithmic soft-gluon resummation, *Phys. Lett. B* 710 (2012) 612, <http://dx.doi.org/10.1016/j.physletb.2012.03.013>, arXiv:1111.5869.

CMS Collaboration

S. Chatrchyan, V. Khachatryan, A.M. Sirunyan, A. Tumasyan

Yerevan Physics Institute, Yerevan, Armenia

W. Adam, T. Bergauer, M. Dragicevic, J. Erö, C. Fabjan¹, M. Friedl, R. Frühwirth¹, V.M. Ghete, C. Hartl, N. Hörmann, J. Hrubec, M. Jeitler¹, W. Kiesenhofer, V. Knünz, M. Krammer¹, I. Krätschmer, D. Liko, I. Mikulec, D. Rabady², B. Rahbaran, H. Rohringer, R. Schöfbeck, J. Strauss, A. Taurok, W. Treberer-Treberspurg, W. Waltenberger, C.-E. Wulz¹

Institut für Hochenergiephysik der OeAW, Wien, Austria

V. Mossolov, N. Shumeiko, J. Suarez Gonzalez

National Centre for Particle and High Energy Physics, Minsk, Belarus

S. Alderweireldt, M. Bansal, S. Bansal, T. Cornelis, E.A. De Wolf, X. Janssen, A. Knutsson, S. Luyckx, L. Mucibello, S. Ochesanu, B. Roland, R. Rougny, H. Van Haeveermaet, P. Van Mechelen, N. Van Remortel, A. Van Spilbeeck

Universiteit Antwerpen, Antwerpen, Belgium

F. Blekman, S. Blyweert, J. D'Hondt, N. Heracleous, A. Kalogeropoulos, J. Keaveney, T.J. Kim, S. Lowette, M. Maes, A. Olbrechts, D. Strom, S. Tavernier, W. Van Doninck, P. Van Mulders, G.P. Van Onsem, I. Villella

Vrije Universiteit Brussel, Brussel, Belgium

C. Caillol, B. Clerbaux, G. De Lentdecker, L. Favart, A.P.R. Gay, T. Hreus, A. Léonard, P.E. Marage, A. Mohammadi, L. Perniè, T. Reis, T. Seva, L. Thomas, C. Vander Velde, P. Vanlaer, J. Wang

Université Libre de Bruxelles, Bruxelles, Belgium

V. Adler, K. Beernaert, L. Benucci, A. Cimmino, S. Costantini, S. Dildick, G. Garcia, B. Klein, J. Lellouch, J. Mccartin, A.A. Ocampo Rios, D. Ryckbosch, S. Salva Diblen, M. Sigamani, N. Strobbe, F. Thyssen, M. Tytgat, S. Walsh, E. Yazgan, N. Zaganidis

Ghent University, Ghent, Belgium

S. Basegmez, C. Beluffi³, G. Bruno, R. Castello, A. Caudron, L. Ceard, G.G. Da Silveira, C. Delaere, T. du Pree, D. Favart, L. Forthomme, A. Giammanco⁴, J. Hollar, P. Jez, M. Komm, V. Lemaître, J. Liao, O. Militaru, C. Nuttens, D. Pagano, A. Pin, K. Piotrkowski, A. Popov⁵, L. Quertenmont, M. Selvaggi, M. Vidal Marono, J.M. Vizan Garcia

Université Catholique de Louvain, Louvain-la-Neuve, Belgium

N. Belyi, T. Caebergs, E. Daubie, G.H. Hammad

Université de Mons, Mons, Belgium

G.A. Alves, M. Correa Martins Junior, T. Martins, M.E. Pol, M.H.G. Souza

Centro Brasileiro de Pesquisas Físicas, Rio de Janeiro, Brazil

W.L. Aldá Júnior, W. Carvalho, J. Chinellato⁶, A. Custódio, E.M. Da Costa, D. De Jesus Damiao, C. De Oliveira Martins, S. Fonseca De Souza, H. Malbouisson, M. Malek, D. Matos Figueiredo, L. Mundim, H. Nogima, W.L. Prado Da Silva, J. Santaolalla, A. Santoro, A. Sznajder, E.J. Tonelli Manganote⁶, A. Vilela Pereira

Universidade do Estado do Rio de Janeiro, Rio de Janeiro, Brazil

C.A. Bernardes^b, F.A. Dias^{a,7}, T.R. Fernandez Perez Tomei^a, E.M. Gregores^b, C. Lagana^a, P.G. Mercadante^b, S.F. Novaes^a, Sandra S. Padula^a

^a *Universidade Estadual Paulista, São Paulo, Brazil*

^b *Universidade Federal do ABC, São Paulo, Brazil*

V. Genchev², P. Iaydjiev², A. Marinov, S. Piperov, M. Rodozov, G. Sultanov, M. Vutova

Institute for Nuclear Research and Nuclear Energy, Sofia, Bulgaria

A. Dimitrov, I. Glushkov, R. Hadjiiska, V. Kozhuharov, L. Litov, B. Pavlov, P. Petkov

University of Sofia, Sofia, Bulgaria

J.G. Bian, G.M. Chen, H.S. Chen, M. Chen, R. Du, C.H. Jiang, D. Liang, S. Liang, X. Meng, R. Plestina⁸, J. Tao, X. Wang, Z. Wang

Institute of High Energy Physics, Beijing, China

C. Asawatangtrakuldee, Y. Ban, Y. Guo, Q. Li, W. Li, S. Liu, Y. Mao, S.J. Qian, D. Wang, L. Zhang, W. Zou

State Key Laboratory of Nuclear Physics and Technology, Peking University, Beijing, China

C. Avila, C.A. Carrillo Montoya, L.F. Chaparro Sierra, C. Florez, J.P. Gomez, B. Gomez Moreno, J.C. Sanabria

Universidad de Los Andes, Bogota, Colombia

N. Godinovic, D. Lelas, D. Polic, I. Puljak

Technical University of Split, Split, Croatia

Z. Antunovic, M. Kovac

University of Split, Split, Croatia

V. Brigljevic, K. Kadija, J. Luetic, D. Mekterovic, S. Morovic, L. Tikvica

Institute Rudjer Boskovic, Zagreb, Croatia

A. Attikis, G. Mavromanolakis, J. Mousa, C. Nicolaou, F. Ptochos, P.A. Razis

University of Cyprus, Nicosia, Cyprus

M. Finger, M. Finger Jr.

Charles University, Prague, Czech Republic

A.A. Abdelalim⁹, Y. Assran¹⁰, S. Elgammal⁹, A. Ellithi Kamel¹¹, M.A. Mahmoud¹², A. Radi^{13,14}

Academy of Scientific Research and Technology of the Arab Republic of Egypt, Egyptian Network of High Energy Physics, Cairo, Egypt

M. Kadastik, M. Müntel, M. Murumaa, M. Raidal, L. Rebane, A. Tiko

National Institute of Chemical Physics and Biophysics, Tallinn, Estonia

P. Eerola, G. Fedi, M. Voutilainen

Department of Physics, University of Helsinki, Helsinki, Finland

J. Härkönen, V. Karimäki, R. Kinnunen, M.J. Kortelainen, T. Lampén, K. Lassila-Perini, S. Lehti, T. Lindén, P. Luukka, T. Mäenpää, T. Peltola, E. Tuominen, J. Tuominiemi, E. Tuovinen, L. Wendland

Helsinki Institute of Physics, Helsinki, Finland

T. Tuuva

Lappeenranta University of Technology, Lappeenranta, Finland

M. Besancon, F. Couderc, M. Dejardin, D. Denegri, B. Fabbro, J.L. Faure, F. Ferri, S. Ganjour, A. Givernaud, P. Gras, G. Hamel de Monchenault, P. Jarry, E. Locci, J. Malcles, A. Nayak, J. Rander, A. Rosowsky, M. Titov

DSM/IRFU, CEA/Saclay, Gif-sur-Yvette, France

S. Baffioni, F. Beaudette, P. Busson, C. Charlot, N. Daci, T. Dahms, M. Dalchenko, L. Dobrzynski, A. Florent, R. Granier de Cassagnac, M. Haguenaue, P. Miné, C. Mironov, I.N. Naranjo, M. Nguyen, C. Ochando, P. Paganini, D. Sabes, R. Salerno, Y. Sirois, C. Veelken, Y. Yilmaz, A. Zabi

Laboratoire Leprince-Ringuet, Ecole Polytechnique, IN2P3-CNRS, Palaiseau, France

J.-L. Agram¹⁵, J. Andrea, D. Bloch, J.-M. Brom, E.C. Chabert, C. Collard, E. Conte¹⁵, F. Drouhin¹⁵, J.-C. Fontaine¹⁵, D. Gelé, U. Goerlach, C. Goetzmann, P. Juillot, A.-C. Le Bihan, P. Van Hove

Institut Pluridisciplinaire Hubert Curien, Université de Strasbourg, Université de Haute Alsace Mulhouse, CNRS/IN2P3, Strasbourg, France

S. Gadrat

Centre de Calcul de l'Institut National de Physique Nucleaire et de Physique des Particules, CNRS/IN2P3, Villeurbanne, France

S. Beauceron, N. Beaupere, G. Boudoul, S. Brochet, J. Chasserat, R. Chierici, D. Contardo, P. Depasse, H. El Mamouni, J. Fan, J. Fay, S. Gascon, M. Gouzevitch, B. Ille, T. Kurca, M. Lethuillier, L. Mirabito, S. Perries, J.D. Ruiz Alvarez¹⁶, L. Sgandurra, V. Sordini, M. Vander Donckt, P. Verdier, S. Viret, H. Xiao

Université de Lyon, Université Claude Bernard Lyon 1, CNRS-IN2P3, Institut de Physique Nucléaire de Lyon, Villeurbanne, France

Z. Tsamalaidze¹⁷

Institute of High Energy Physics and Informatization, Tbilisi State University, Tbilisi, Georgia

C. Autermann, S. Beranek, M. Bontenackels, B. Calpas, M. Edelhoff, L. Feld, O. Hindrichs, K. Klein, A. Ostapchuk, A. Perieanu, F. Raupach, J. Sammet, S. Schael, D. Sprenger, H. Weber, B. Wittmer, V. Zhukov⁵

RWTH Aachen University, I. Physikalisches Institut, Aachen, Germany

M. Ata, J. Caudron, E. Dietz-Laursonn, D. Duchardt, M. Erdmann, R. Fischer, A. Güth, T. Hebbeker, C. Heidemann, K. Hoepfner, D. Klingebiel, S. Knutzen, P. Kreuzer, M. Merschmeyer, A. Meyer, M. Olschewski, K. Padeken, P. Papacz, H. Reithler, S.A. Schmitz, L. Sonnenschein, D. Teysier, S. Thüer, M. Weber

RWTH Aachen University, III. Physikalisches Institut A, Aachen, Germany

V. Cherepanov, Y. Erdogan, G. Flügge, H. Geenen, M. Geisler, W. Haj Ahmad, F. Hoehle, B. Kargoll, T. Kress, Y. Kuessel, J. Lingemann², A. Nowack, I.M. Nugent, L. Perchalla, O. Pooth, A. Stahl

RWTH Aachen University, III. Physikalisches Institut B, Aachen, Germany

I. Asin, N. Bartosik, J. Behr, W. Behrenhoff, U. Behrens, A.J. Bell, M. Bergholz¹⁸, A. Bethani, K. Borrás, A. Burgmeier, A. Cakir, L. Calligaris, A. Campbell, S. Choudhury, F. Costanza, C. Diez Pardos, S. Dooling, T. Dorland, G. Eckerlin, D. Eckstein, T. Eichhorn, G. Flucke, A. Geiser, A. Grebenyuk, P. Gunnellini, S. Habib, J. Hauk, G. Hellwig, M. Hempel, D. Horton, H. Jung, M. Kasemann, P. Katsas, C. Kleinwort, M. Krämer, D. Krücker, W. Lange, J. Leonard, K. Lipka, W. Lohmann¹⁸, B. Lutz, R. Mankel, I. Marfin, I.-A. Melzer-Pellmann, A.B. Meyer, J. Mnich, A. Mussgiller, S. Naumann-Emme, O. Novgorodova, F. Nowak, H. Perrey, A. Petrukhin, D. Pitzl, R. Placakyte, A. Raspereza, P.M. Ribeiro Cipriano, C. Riedl, E. Ron, M.Ö. Sahin, J. Salfeld-Nebgen, R. Schmidt¹⁸, T. Schoerner-Sadenius, M. Schröder, M. Stein, A.D.R. Vargas Trevino, R. Walsh, C. Wissing

Deutsches Elektronen-Synchrotron, Hamburg, Germany

M. Aldaya Martin, V. Blobel, H. Enderle, J. Erfle, E. Garutti, M. Görner, M. Gosselink, J. Haller, K. Heine, R.S. Höing, H. Kirschenmann, R. Klanner, R. Kogler, J. Lange, I. Marchesini, J. Ott, T. Peiffer, N. Pietsch, D. Rathjens, C. Sander, H. Schettler, P. Schleper, E. Schlieckau, A. Schmidt, M. Seidel, J. Sibille¹⁹, V. Sola, H. Stadie, G. Steinbrück, D. Troendle, E. Usai, L. Vanelderen

University of Hamburg, Hamburg, Germany

C. Barth, C. Baus, J. Berger, C. Böser, E. Butz, T. Chwalek, W. De Boer, A. Descroix, A. Dierlamm, M. Feindt, M. Guthoff², F. Hartmann², T. Hauth², H. Held, K.H. Hoffmann, U. Husemann, I. Katkov⁵, A. Kornmayer², E. Kuznetsova, P. Lobelle Pardo, D. Martschei, M.U. Mozer, Th. Müller, M. Niegel, A. Nürnberg, O. Oberst, G. Quast, K. Rabbertz, F. Ratnikov, S. Röcker, F.-P. Schilling, G. Schott, H.J. Simonis, F.M. Stober, R. Ulrich, J. Wagner-Kuhr, S. Wayand, T. Weiler, R. Wolf, M. Zeise

Institut für Experimentelle Kernphysik, Karlsruhe, Germany

G. Anagnostou, G. Daskalakis, T. Gerasis, S. Kesisoglou, A. Kyriakis, D. Loukas, A. Markou, C. Markou, E. Ntomari, I. Topsis-giotis

Institute of Nuclear and Particle Physics (INPP), NCSR Demokritos, Aghia Paraskevi, Greece

L. Gouskos, A. Panagiotou, N. Saoulidou, E. Stiliaris

University of Athens, Athens, Greece

X. Aslanoglou, I. Evangelou, G. Flouris, C. Foudas, P. Kokkas, N. Manthos, I. Papadopoulos, E. Paradas

University of Ioánnina, Ioánnina, Greece

G. Bencze, C. Hajdu, P. Hidas, D. Horvath²⁰, F. Sikler, V. Veszpremi, G. Vesztergombi²¹, A.J. Zsigmond

Wigner Research Centre for Physics, Budapest, Hungary

N. Beni, S. Czellar, J. Molnar, J. Palinkas, Z. Szillasi

Institute of Nuclear Research ATOMKI, Debrecen, Hungary

J. Karacsi, P. Raics, Z.L. Trocsanyi, B. Ujvari

University of Debrecen, Debrecen, Hungary

S.K. Swain

National Institute of Science Education and Research, Bhubaneswar, India

S.B. Beri, V. Bhatnagar, N. Dhingra, R. Gupta, M. Kaur, M.Z. Mehta, M. Mittal, N. Nishu, A. Sharma, J.B. Singh

Panjab University, Chandigarh, India

Ashok Kumar, Arun Kumar, S. Ahuja, A. Bhardwaj, B.C. Choudhary, A. Kumar, S. Malhotra, M. Naimuddin, K. Ranjan, P. Saxena, V. Sharma, R.K. Shivpuri

University of Delhi, Delhi, India

S. Banerjee, S. Bhattacharya, K. Chatterjee, S. Dutta, B. Gomber, Sa. Jain, Sh. Jain, R. Khurana, A. Modak, S. Mukherjee, D. Roy, S. Sarkar, M. Sharan, A.P. Singh

Saha Institute of Nuclear Physics, Kolkata, India

A. Abdulsalam, D. Dutta, S. Kailas, V. Kumar, A.K. Mohanty², L.M. Pant, P. Shukla, A. Topkar

Bhabha Atomic Research Centre, Mumbai, India

T. Aziz, R.M. Chatterjee, S. Ganguly, S. Ghosh, M. Guchait²², A. Gurtu²³, G. Kole, S. Kumar, M. Maity²⁴, G. Majumder, K. Mazumdar, G.B. Mohanty, B. Parida, K. Sudhakar, N. Wickramage²⁵

Tata Institute of Fundamental Research – EHEP, Mumbai, India

S. Banerjee, S. Dugad

Tata Institute of Fundamental Research – HECR, Mumbai, India

H. Arfaei, H. Bakhshiansohi, H. Behnamian, S.M. Etesami²⁶, A. Fahim²⁷, A. Jafari, M. Khakzad, M. Mohammadi Najafabadi, M. Naseri, S. Paktinat Mehdiabadi, B. Safarzadeh²⁸, M. Zeinali

Institute for Research in Fundamental Sciences (IPM), Tehran, Iran

M. Grunewald

University College Dublin, Dublin, Ireland

M. Abbrescia^{a,b}, L. Barbone^{a,b}, C. Calabria^{a,b}, S.S. Chhibra^{a,b}, A. Colaleo^a, D. Creanza^{a,c}, N. De Filippis^{a,c}, M. De Palma^{a,b}, L. Fiore^a, G. Iaselli^{a,c}, G. Maggi^{a,c}, M. Maggi^a, B. Marangelli^{a,b}, S. My^{a,c}, S. Nuzzo^{a,b}, N. Pacifico^a, A. Pompili^{a,b}, G. Pugliese^{a,c}, R. Radogna^{a,b}, G. Selvaggi^{a,b}, L. Silvestris^a, G. Singh^{a,b}, R. Venditti^{a,b}, P. Verwilligen^a, G. Zito^a

^a INFN Sezione di Bari, Bari, Italy

^b Università di Bari, Bari, Italy

^c Politecnico di Bari, Bari, Italy

G. Abbiendi^a, A.C. Benvenuti^a, D. Bonacorsi^{a,b}, S. Braibant-Giacomelli^{a,b}, L. Brigliadori^{a,b}, R. Campanini^{a,b}, P. Capiluppi^{a,b}, A. Castro^{a,b}, F.R. Cavallo^a, G. Codispoti^{a,b}, M. Cuffiani^{a,b}, G.M. Dallavalle^a, F. Fabbri^a, A. Fanfani^{a,b}, D. Fasanella^{a,b}, P. Giacomelli^a, C. Grandi^a, L. Guiducci^{a,b}, S. Marcellini^a, G. Masetti^a, M. Meneghelli^{a,b}, A. Montanari^a, F.L. Navarria^{a,b}, F. Odorici^a, A. Perrotta^a, F. Primavera^{a,b}, A.M. Rossi^{a,b}, T. Rovelli^{a,b}, G.P. Siroli^{a,b}, N. Tosi^{a,b}, R. Travaglini^{a,b}

^a INFN Sezione di Bologna, Bologna, Italy

^b Università di Bologna, Bologna, Italy

S. Albergo^{a,b}, G. Cappello^a, M. Chiorboli^{a,b}, S. Costa^{a,b}, F. Giordano^{a,2}, R. Potenza^{a,b}, A. Tricomi^{a,b}, C. Tuve^{a,b}

^a INFN Sezione di Catania, Catania, Italy

^b Università di Catania, Catania, Italy

^c CSFNSM, Catania, Italy

G. Barbagli^a, V. Ciulli^{a,b}, C. Civinini^a, R. D'Alessandro^{a,b}, E. Focardi^{a,b}, E. Gallo^a, S. Gonzi^{a,b}, V. Gori^{a,b}, P. Lenzi^{a,b}, M. Meschini^a, S. Paoletti^a, G. Sguazzoni^a, A. Tropiano^{a,b}

^a INFN Sezione di Firenze, Firenze, Italy

^b Università di Firenze, Firenze, Italy

L. Benussi, S. Bianco, F. Fabbri, D. Piccolo

INFN Laboratori Nazionali di Frascati, Frascati, Italy

P. Fabbriatore^a, R. Ferretti^{a,b}, F. Ferro^a, M. Lo Vetere^{a,b}, R. Musenich^a, E. Robutti^a, S. Tosi^{a,b}

^a INFN Sezione di Genova, Genova, Italy

^b Università di Genova, Genova, Italy

A. Benaglia^a, M.E. Dinardo^{a,b}, S. Fiorendi^{a,b,2}, S. Gennai^a, A. Ghezzi^{a,b}, P. Govoni^{a,b}, M.T. Lucchini^{a,b,2}, S. Malvezzi^a, R.A. Manzoni^{a,b,2}, A. Martelli^{a,b,2}, D. Menasce^a, L. Moroni^a, M. Paganoni^{a,b}, D. Pedrini^a, S. Ragazzi^{a,b}, N. Redaelli^a, T. Tabarelli de Fatis^{a,b}

^a INFN Sezione di Milano-Bicocca, Milano, Italy

^b Università di Milano-Bicocca, Milano, Italy

S. Buontempo^a, N. Cavallo^{a,c}, F. Fabozzi^{a,c}, A.O.M. Iorio^{a,b}, L. Lista^a, S. Meola^{a,d,2}, M. Merola^a, P. Paolucci^{a,2}

^a INFN Sezione di Napoli, Napoli, Italy

^b Università di Napoli 'Federico II', Napoli, Italy

^c Università della Basilicata (Potenza), Napoli, Italy

^d Università G. Marconi (Roma), Napoli, Italy

P. Azzi^a, N. Bacchetta^a, M. Bellato^a, D. Bisello^{a,b}, A. Branca^{a,b}, R. Carlin^{a,b}, P. Checchia^a, T. Dorigo^a, M. Galanti^{a,b,2}, F. Gasparini^{a,b}, U. Gasparini^{a,b}, P. Giubilato^{a,b}, A. Gozzelino^a, K. Kanishchev^{a,c}, S. Lacaprara^a, I. Lazzizzera^{a,c}, M. Margoni^{a,b}, A.T. Meneguzzo^{a,b}, J. Pazzini^{a,b}, N. Pozzobon^{a,b}, P. Ronchese^{a,b}, F. Simonetto^{a,b}, E. Torassa^a, M. Tosi^{a,b}, A. Triossi^a, S. Vanini^{a,b}, S. Ventura^a, P. Zotto^{a,b}, A. Zucchetta^{a,b}, G. Zumerle^{a,b}

^a INFN Sezione di Padova, Padova, Italy

^b Università di Padova, Padova, Italy

^c Università di Trento (Trento), Padova, Italy

M. Gabusi^{a,b}, S.P. Ratti^{a,b}, C. Riccardi^{a,b}, P. Vitulo^{a,b}

^a INFN Sezione di Pavia, Pavia, Italy

^b Università di Pavia, Pavia, Italy

M. Biasini^{a,b}, G.M. Bilei^a, L. Fanò^{a,b}, P. Lariccia^{a,b}, G. Mantovani^{a,b}, M. Menichelli^a, A. Nappi^{a,b,†}, F. Romeo^{a,b}, A. Saha^a, A. Santocchia^{a,b}, A. Spiezia^{a,b}

^a INFN Sezione di Perugia, Perugia, Italy

^b Università di Perugia, Perugia, Italy

K. Androsov^{a,29}, P. Azzurri^a, G. Bagliesi^a, J. Bernardini^a, T. Boccali^a, G. Broccolo^{a,c}, R. Castaldi^a, M.A. Ciocci^{a,29}, R. Dell'Orso^a, F. Fiori^{a,c}, L. Foà^{a,c}, A. Giassi^a, M.T. Grippo^{a,29}, A. Kraan^a, F. Ligabue^{a,c}, T. Lomtadze^a, L. Martini^{a,b}, A. Messineo^{a,b}, C.S. Moon^{a,30}, F. Palla^a, A. Rizzi^{a,b}, A. Savoy-Navarro^{a,31}, A.T. Serban^a, P. Spagnolo^a, P. Squillacioti^{a,29}, R. Tenchini^a, G. Tonelli^{a,b}, A. Venturi^a, P.G. Verdini^a, C. Vernieri^{a,c}

^a INFN Sezione di Pisa, Pisa, Italy

^b Università di Pisa, Pisa, Italy

^c Scuola Normale Superiore di Pisa, Pisa, Italy

L. Barone^{a,b}, F. Cavallari^a, D. Del Re^{a,b}, M. Diemoz^a, M. Grassi^{a,b}, C. Jorda^a, E. Longo^{a,b}, F. Margaroli^{a,b}, P. Meridiani^a, F. Micheli^{a,b}, S. Nourbakhsh^{a,b}, G. Organtini^{a,b}, R. Paramatti^a, S. Rahatlou^{a,b}, C. Rovelli^a, L. Soffi^{a,b}, P. Traczyk^{a,b}

^a INFN Sezione di Roma, Roma, Italy

^b Università di Roma, Roma, Italy

N. Amapane^{a,b}, R. Arcidiacono^{a,c}, S. Argiro^{a,b}, M. Arneodo^{a,c}, R. Bellan^{a,b}, C. Biino^a, N. Cartiglia^a, S. Casasso^{a,b}, M. Costa^{a,b}, A. Degano^{a,b}, N. Demaria^a, C. Mariotti^a, S. Maselli^a, E. Migliore^{a,b},

V. Monaco ^{a,b}, M. Musich ^a, M.M. Obertino ^{a,c}, G. Ortona ^{a,b}, L. Pacher ^{a,b}, N. Pastrone ^a, M. Pelliccioni ^{a,2}, A. Potenza ^{a,b}, A. Romero ^{a,b}, M. Ruspa ^{a,c}, R. Sacchi ^{a,b}, A. Solano ^{a,b}, A. Staiano ^a, U. Tamponi ^a

^a INFN Sezione di Torino, Torino, Italy

^b Università di Torino, Torino, Italy

^c Università del Piemonte Orientale (Novara), Torino, Italy

S. Belforte ^a, V. Candelise ^{a,b}, M. Casarsa ^a, F. Cossutti ^{a,2}, G. Della Ricca ^{a,b}, B. Gobbo ^a, C. La Licata ^{a,b}, M. Marone ^{a,b}, D. Montanino ^{a,b}, A. Penzo ^a, A. Schizzi ^{a,b}, T. Umer ^{a,b}, A. Zanetti ^a

^a INFN Sezione di Trieste, Trieste, Italy

^b Università di Trieste, Trieste, Italy

S. Chang, T.Y. Kim, S.K. Nam

Kangwon National University, Chunchon, Republic of Korea

D.H. Kim, G.N. Kim, J.E. Kim, D.J. Kong, S. Lee, Y.D. Oh, H. Park, D.C. Son

Kyungpook National University, Daegu, Republic of Korea

J.Y. Kim, Zero J. Kim, S. Song

Chonnam National University, Institute for Universe and Elementary Particles, Kwangju, Republic of Korea

S. Choi, D. Gyun, B. Hong, M. Jo, H. Kim, Y. Kim, K.S. Lee, S.K. Park, Y. Roh

Korea University, Seoul, Republic of Korea

M. Choi, J.H. Kim, C. Park, I.C. Park, S. Park, G. Ryu

University of Seoul, Seoul, Republic of Korea

Y. Choi, Y.K. Choi, J. Goh, M.S. Kim, E. Kwon, B. Lee, J. Lee, S. Lee, H. Seo, I. Yu

Sungkyunkwan University, Suwon, Republic of Korea

A. Juodagalvis

Vilnius University, Vilnius, Lithuania

H. Castilla-Valdez, E. De La Cruz-Burelo, I. Heredia-de La Cruz ³², R. Lopez-Fernandez, J. Martínez-Ortega, A. Sanchez-Hernandez, L.M. Villaseñor-Cendejas

Centro de Investigacion y de Estudios Avanzados del IPN, Mexico City, Mexico

S. Carrillo Moreno, F. Vazquez Valencia

Universidad Iberoamericana, Mexico City, Mexico

H.A. Salazar Ibarguen

Benemerita Universidad Autonoma de Puebla, Puebla, Mexico

E. Casimiro Linares, A. Morelos Pineda

Universidad Autónoma de San Luis Potosí, San Luis Potosí, Mexico

D. Krofcheck

University of Auckland, Auckland, New Zealand

P.H. Butler, R. Doesburg, S. Reucroft, H. Silverwood

University of Canterbury, Christchurch, New Zealand

M. Ahmad, M.I. Asghar, J. Butt, H.R. Hoorani, S. Khalid, W.A. Khan, T. Khurshid, S. Qazi, M.A. Shah, M. Shoaib

National Centre for Physics, Quaid-I-Azam University, Islamabad, Pakistan

H. Bialkowska, M. Bluj³³, B. Boimska, T. Frueboes, M. Górski, M. Kazana, K. Nawrocki, K. Romanowska-Rybinska, M. Szleper, G. Wrochna, P. Zalewski

National Centre for Nuclear Research, Swierk, Poland

G. Brona, K. Bunkowski, M. Cwiok, W. Dominik, K. Doroba, A. Kalinowski, M. Konecki, J. Krolikowski, M. Misiura, W. Wolszczak

Institute of Experimental Physics, Faculty of Physics, University of Warsaw, Warsaw, Poland

P. Bargassa, C. Beirão Da Cruz E Silva, P. Faccioli, P.G. Ferreira Parracho, M. Gallinaro, F. Nguyen, J. Rodrigues Antunes, J. Seixas², J. Varela, P. Vischia

Laboratório de Instrumentação e Física Experimental de Partículas, Lisboa, Portugal

P. Bunin, I. Golutvin, I. Gorbunov, A. Kamenev, V. Karjavin, V. Konoplyanikov, G. Kozlov, A. Lanev, A. Malakhov, V. Matveev³⁴, P. Moiseenz, V. Palichik, V. Perelygin, M. Savina, S. Shmatov, N. Skatchkov, V. Smirnov, A. Zarubin

Joint Institute for Nuclear Research, Dubna, Russia

V. Golovtsov, Y. Ivanov, V. Kim, P. Levchenko, V. Murzin, V. Oreshkin, I. Smirnov, V. Sulimov, L. Uvarov, S. Vavilov, A. Vorobyev, An. Vorobyev

Petersburg Nuclear Physics Institute, Gatchina (St. Petersburg), Russia

Yu. Andreev, A. Dermenev, S. Gninenko, N. Golubev, M. Kirsanov, N. Krasnikov, A. Pashenkov, D. Tlisov, A. Toropin

Institute for Nuclear Research, Moscow, Russia

V. Epshteyn, V. Gavrillov, N. Lychkovskaya, V. Popov, G. Safronov, S. Semenov, A. Spiridonov, V. Stolin, E. Vlasov, A. Zhokin

Institute for Theoretical and Experimental Physics, Moscow, Russia

V. Andreev, M. Azarkin, I. Dremin, M. Kirakosyan, A. Leonidov, G. Mesyats, S.V. Rusakov, A. Vinogradov

P.N. Lebedev Physical Institute, Moscow, Russia

A. Belyaev, E. Boos, V. Bunichev, M. Dubinin⁷, L. Dudko, A. Gribushin, V. Klyukhin, O. Kodolova, I. Lokhtin, S. Obraztsov, M. Perfilov, S. Petrushanko, V. Savrin

Skobeltsyn Institute of Nuclear Physics, Lomonosov Moscow State University, Moscow, Russia

I. Azhgirey, I. Bayshev, S. Bitioukov, V. Kachanov, A. Kalinin, D. Konstantinov, V. Krychkine, V. Petrov, R. Ryutin, A. Sobol, L. Tourtchanovitch, S. Troshin, N. Tyurin, A. Uzunian, A. Volkov

State Research Center of Russian Federation, Institute for High Energy Physics, Protvino, Russia

P. Adzic³⁵, M. Djordjevic, M. Ekmedzic, J. Milosevic

University of Belgrade, Faculty of Physics and Vinca Institute of Nuclear Sciences, Belgrade, Serbia

M. Aguilar-Benitez, J. Alcaraz Maestre, C. Battilana, E. Calvo, M. Cerrada, M. Chamizo Llatas², N. Colino, B. De La Cruz, A. Delgado Peris, D. Domínguez Vázquez, C. Fernandez Bedoya, J.P. Fernández Ramos, A. Ferrando, J. Flix, M.C. Fouz, P. Garcia-Abia, O. Gonzalez Lopez, S. Goy Lopez, J.M. Hernandez, M.I. Josa,

G. Merino, E. Navarro De Martino, J. Puerta Pelayo, A. Quintario Olmeda, I. Redondo, L. Romero, M.S. Soares, C. Willmott

Centro de Investigaciones Energéticas Medioambientales y Tecnológicas (CIEMAT), Madrid, Spain

C. Albajar, J.F. de Trocóniz

Universidad Autónoma de Madrid, Madrid, Spain

H. Brun, J. Cuevas, J. Fernandez Menendez, S. Folgueras, I. Gonzalez Caballero, L. Lloret Iglesias

Universidad de Oviedo, Oviedo, Spain

J.A. Brochero Cifuentes, I.J. Cabrillo, A. Calderon, S.H. Chuang, J. Duarte Campderros, M. Fernandez, G. Gomez, J. Gonzalez Sanchez, A. Graziano, A. Lopez Virto, J. Marco, R. Marco, C. Martinez Rivero, F. Matorras, F.J. Munoz Sanchez, J. Piedra Gomez, T. Rodrigo, A.Y. Rodríguez-Marrero, A. Ruiz-Jimeno, L. Scodellaro, I. Vila, R. Vilar Cortabitarte

Instituto de Física de Cantabria (IFCA), CSIC-Universidad de Cantabria, Santander, Spain

D. Abbaneo, E. Auffray, G. Auzinger, M. Bachtis, P. Baillon, A.H. Ball, D. Barney, J. Bendavid, L. Benhabib, J.F. Benitez, C. Bernet⁸, G. Bianchi, P. Bloch, A. Bocci, A. Bonato, O. Bondu, C. Botta, H. Breuker, T. Camporesi, G. Cerminara, T. Christiansen, J.A. Coarasa Perez, S. Colafranceschi³⁶, M. D'Alfonso, D. d'Enterria, A. Dabrowski, A. David, F. De Guio, A. De Roeck, S. De Visscher, S. Di Guida, M. Dobson, N. Dupont-Sagorin, A. Elliott-Peisert, J. Eugster, G. Franzoni, W. Funk, M. Giffels, D. Gigi, K. Gill, M. Girone, M. Giunta, F. Glege, R. Gomez-Reino Garrido, S. Gowdy, R. Guida, J. Hammer, M. Hansen, P. Harris, A. Hinzmann, V. Innocente, P. Janot, E. Karavakis, K. Kousouris, K. Krajczar, P. Lecoq, C. Lourenço, N. Magini, L. Malgeri, M. Mannelli, L. Masetti, F. Meijers, S. Mersi, E. Meschi, F. Moortgat, M. Mulders, P. Musella, L. Orsini, E. Palencia Cortezon, E. Perez, L. Perrozzi, A. Petrilli, G. Petrucciani, A. Pfeiffer, M. Pierini, M. Pimiä, D. Piparo, M. Plagge, A. Racz, W. Reece, G. Rolandi³⁷, M. Rovere, H. Sakulin, F. Santanastasio, C. Schäfer, C. Schwick, S. Sekmen, A. Sharma, P. Siegrist, P. Silva, M. Simon, P. Sphicas³⁸, J. Steggemann, B. Stieger, M. Stoye, A. Tsiros, G.I. Veres²¹, J.R. Vlimant, H.K. Wöhri, W.D. Zeuner

CERN, European Organization for Nuclear Research, Geneva, Switzerland

W. Bertl, K. Deiters, W. Erdmann, R. Horisberger, Q. Ingram, H.C. Kaestli, S. König, D. Kotlinski, U. Langenegger, D. Renker, T. Rohe

Paul Scherrer Institut, Villigen, Switzerland

F. Bachmair, L. Bäni, L. Bianchini, P. Bortignon, M.A. Buchmann, B. Casal, N. Chanon, A. Deisher, G. Dissertori, M. Dittmar, M. Donegà, M. Dünser, P. Eller, C. Grab, D. Hits, W. Luster, B. Mangano, A.C. Marini, P. Martinez Ruiz del Arbol, D. Meister, N. Mohr, C. Nägeli³⁹, P. Nef, F. Nessi-Tedaldi, F. Pandolfi, L. Pape, F. Pauss, M. Peruzzi, M. Quittnat, F.J. Ronga, M. Rossini, A. Starodumov⁴⁰, M. Takahashi, L. Tauscher[†], K. Theofilatos, D. Treille, R. Wallny, H.A. Weber

Institute for Particle Physics, ETH Zurich, Zurich, Switzerland

C. Amsler⁴¹, V. Chiochia, A. De Cosa, C. Favaro, M. Ivova Rikova, B. Kilminster, B. Millan Mejias, J. Ngadiuba, P. Robmann, H. Snoek, S. Taroni, M. Verzetti, Y. Yang

Universität Zürich, Zurich, Switzerland

M. Cardaci, K.H. Chen, C. Ferro, C.M. Kuo, S.W. Li, W. Lin, Y.J. Lu, R. Volpe, S.S. Yu

National Central University, Chung-Li, Taiwan

P. Bartalini, P. Chang, Y.H. Chang, Y.W. Chang, Y. Chao, K.F. Chen, P.H. Chen, C. Dietz, U. Grundler, W.-S. Hou, Y. Hsiung, K.Y. Kao, Y.J. Lei, Y.F. Liu, R.-S. Lu, D. Majumder, E. Petrakou, X. Shi, J.G. Shiu, Y.M. Tzeng, M. Wang, R. Wilken

National Taiwan University (NTU), Taipei, Taiwan

B. Asavapibhop, N. Suwonjandee

Chulalongkorn University, Bangkok, Thailand

A. Adiguzel, M.N. Bakirci⁴², S. Cerci⁴³, C. Dozen, I. Dumanoglu, E. Eskut, S. Girgis, G. Gokbulut, E. Gurpinar, I. Hos, E.E. Kangal, A. Kayis Topaksu, G. Onengut⁴⁴, K. Ozdemir, S. Ozturk⁴², A. Polatoz, K. Sogut⁴⁵, D. Sunar Cerci⁴³, B. Tali⁴³, H. Topakli⁴², M. Vergili

Cukurova University, Adana, Turkey

I.V. Akin, T. Aliev, B. Bilin, S. Bilmis, M. Deniz, H. Gamsizkan, A.M. Guler, G. Karapinar⁴⁶, K. Ocalan, A. Ozpineci, M. Serin, R. Sever, U.E. Surat, M. Yalvac, M. Zeyrek

Middle East Technical University, Physics Department, Ankara, Turkey

E. Gülmez, B. Isildak⁴⁷, M. Kaya⁴⁸, O. Kaya⁴⁸, S. Ozkorucuklu⁴⁹

Bogazici University, Istanbul, Turkey

H. Bahtiyar⁵⁰, E. Barlas, K. Cankocak, Y.O. Günaydin⁵¹, F.I. Vardarli, M. Yücel

Istanbul Technical University, Istanbul, Turkey

L. Levchuk, P. Sorokin

National Scientific Center, Kharkov Institute of Physics and Technology, Kharkov, Ukraine

J.J. Brooke, E. Clement, D. Cussans, H. Flacher, R. Frazier, J. Goldstein, M. Grimes, G.P. Heath, H.F. Heath, J. Jacob, L. Kreczko, C. Lucas, Z. Meng, D.M. Newbold⁵², S. Paramesvaran, A. Poll, S. Senkin, V.J. Smith, T. Williams

University of Bristol, Bristol, United Kingdom

K.W. Bell, A. Belyaev⁵³, C. Brew, R.M. Brown, D.J.A. Cockerill, J.A. Coughlan, K. Harder, S. Harper, J. Ilic, E. Olaiya, D. Petyt, C.H. Shepherd-Themistocleous, A. Thea, I.R. Tomalin, W.J. Womersley, S.D. Worm

Rutherford Appleton Laboratory, Didcot, United Kingdom

M. Baber, R. Bainbridge, O. Buchmuller, D. Burton, D. Colling, N. Cripps, M. Cutajar, P. Dauncey, G. Davies, M. Della Negra, W. Ferguson, J. Fulcher, D. Futyan, A. Gilbert, A. Guneratne Bryer, G. Hall, Z. Hatherell, J. Hays, G. Iles, M. Jarvis, G. Karapostoli, M. Kenzie, R. Lane, R. Lucas⁵², L. Lyons, A.-M. Magnan, J. Marrouche, B. Mathias, R. Nandi, J. Nash, A. Nikitenko⁴⁰, J. Pela, M. Pesaresi, K. Petridis, M. Pioppi⁵⁴, D.M. Raymond, S. Rogerson, A. Rose, C. Seez, P. Sharp[†], A. Sparrow, A. Tapper, M. Vazquez Acosta, T. Virdee, S. Wakefield, N. Wardle

Imperial College, London, United Kingdom

J.E. Cole, P.R. Hobson, A. Khan, P. Kyberd, D. Leggat, D. Leslie, W. Martin, I.D. Reid, P. Symonds, L. Teodorescu, M. Turner

Brunel University, Uxbridge, United Kingdom

J. Dittmann, K. Hatakeyama, A. Kasmi, H. Liu, T. Scarborough

Baylor University, Waco, USA

O. Charaf, S.I. Cooper, C. Henderson, P. Rumerio

The University of Alabama, Tuscaloosa, USA

A. Avetisyan, T. Bose, C. Fantasia, A. Heister, P. Lawson, D. Lazic, J. Rohlf, D. Sperka, J. St. John, L. Sulak

Boston University, Boston, USA

J. Alimena, S. Bhattacharya, G. Christopher, D. Cutts, Z. Demiragli, A. Ferapontov, A. Garabedian, U. Heintz, S. Jabeen, G. Kukartsev, E. Laird, G. Landsberg, M. Luk, M. Narain, M. Segala, T. Sinthuprasith, T. Speer, J. Swanson

Brown University, Providence, USA

R. Breedon, G. Breto, M. Calderon De La Barca Sanchez, S. Chauhan, M. Chertok, J. Conway, R. Conway, P.T. Cox, R. Erbacher, M. Gardner, W. Ko, A. Kopecky, R. Lander, T. Miceli, D. Pellett, J. Pilot, F. Ricci-Tam, B. Rutherford, M. Searle, S. Shalhout, J. Smith, M. Squires, M. Tripathi, S. Wilbur, R. Yohay

University of California, Davis, Davis, USA

V. Andreev, D. Cline, R. Cousins, S. Erhan, P. Everaerts, C. Farrell, M. Felcini, J. Hauser, M. Ignatenko, C. Jarvis, G. Rakness, P. Schlein[†], E. Takasugi, V. Valuev, M. Weber

University of California, Los Angeles, USA

J. Babb, R. Clare, J. Ellison, J.W. Gary, G. Hanson, J. Heilman, P. Jandir, F. Lacroix, H. Liu, O.R. Long, A. Luthra, M. Malberti, H. Nguyen, A. Shrinivas, J. Sturdy, S. Sumowidagdo, S. Wimpenny

University of California, Riverside, Riverside, USA

W. Andrews, J.G. Branson, G.B. Cerati, S. Cittolin, R.T. D'Agnolo, D. Evans, A. Holzner, R. Kelley, D. Kovalskyi, M. Lebourgeois, J. Letts, I. Macneill, S. Padhi, C. Palmer, M. Pieri, M. Sani, V. Sharma, S. Simon, E. Sudano, M. Tadel, Y. Tu, A. Vartak, S. Wasserbaech⁵⁵, F. Würthwein, A. Yagil, J. Yoo

University of California, San Diego, La Jolla, USA

D. Barge, C. Campagnari, T. Danielson, K. Flowers, P. Geffert, C. George, F. Golf, J. Incandela, C. Justus, R. Magaña Villalba, N. Mccoll, V. Pavlunin, J. Richman, R. Rossin, D. Stuart, W. To, C. West

University of California, Santa Barbara, Santa Barbara, USA

A. Apresyan, A. Bornheim, J. Bunn, Y. Chen, E. Di Marco, J. Duarte, D. Kcira, A. Mott, H.B. Newman, C. Pena, C. Rogan, M. Spiropulu, V. Timciuc, R. Wilkinson, S. Xie, R.Y. Zhu

California Institute of Technology, Pasadena, USA

V. Azzolini, A. Calamba, R. Carroll, T. Ferguson, Y. Iiyama, D.W. Jang, M. Paulini, J. Russ, H. Vogel, I. Vorobiev

Carnegie Mellon University, Pittsburgh, USA

J.P. Cumalat, B.R. Drell, W.T. Ford, A. Gaz, E. Luigi Lopez, U. Nauenberg, J.G. Smith, K. Stenson, K.A. Ulmer, S.R. Wagner

University of Colorado at Boulder, Boulder, USA

J. Alexander, A. Chatterjee, N. Eggert, L.K. Gibbons, W. Hopkins, A. Khukhunaishvili, B. Kreis, N. Mirman, G. Nicolas Kaufman, J.R. Patterson, A. Ryd, E. Salvati, W. Sun, W.D. Teo, J. Thom, J. Thompson, J. Tucker, Y. Weng, L. Winstrom, P. Wittich

Cornell University, Ithaca, USA

D. Winn*Fairfield University, Fairfield, USA*

S. Abdullin, M. Albrow, J. Anderson, G. Apollinari, L.A.T. Bauerdick, A. Beretvas, J. Berryhill, P.C. Bhat, K. Burkett, J.N. Butler, V. Chetluru, H.W.K. Cheung, F. Chlebana, S. Cihangir, V.D. Elvira, I. Fisk, J. Freeman, Y. Gao, E. Gottschalk, L. Gray, D. Green, O. Gutsche, D. Hare, R.M. Harris, J. Hirschauer, B. Hooberman, S. Jindariani, M. Johnson, U. Joshi, K. Kaadze, B. Klima, S. Kwan, J. Linacre, D. Lincoln, R. Lipton, J. Lykken, K. Maeshima, J.M. Marraffino, V.I. Martinez Outschoorn, S. Maruyama, D. Mason, P. McBride, K. Mishra, S. Mrenna, Y. Musienko³⁴, S. Nahn, C. Newman-Holmes, V. O'Dell, O. Prokofyev, N. Ratnikova, E. Sexton-Kennedy, S. Sharma, W.J. Spalding, L. Spiegel, L. Taylor, S. Tkaczyk, N.V. Tran, L. Uplegger, E.W. Vaandering, R. Vidal, A. Whitbeck, J. Whitmore, W. Wu, F. Yang, J.C. Yun

Fermi National Accelerator Laboratory, Batavia, USA

D. Acosta, P. Avery, D. Bourilkov, T. Cheng, S. Das, M. De Gruttola, G.P. Di Giovanni, D. Dobur, R.D. Field, M. Fisher, Y. Fu, I.K. Furic, J. Hugon, B. Kim, J. Konigsberg, A. Korytov, A. Kropivnitskaya, T. Kypreos, J.F. Low, K. Matchev, P. Milenovic⁵⁶, G. Mitselmakher, L. Muniz, A. Rinkevicius, L. Shchutska, N. Skhirtladze, M. Snowball, J. Yelton, M. Zakaria

*University of Florida, Gainesville, USA***V. Gaultney, S. Hewamanage, S. Linn, P. Markowitz, G. Martinez, J.L. Rodriguez***Florida International University, Miami, USA*

T. Adams, A. Askew, J. Bochenek, J. Chen, B. Diamond, J. Haas, S. Hagopian, V. Hagopian, K.F. Johnson, H. Prosper, V. Veeraraghavan, M. Weinberg

*Florida State University, Tallahassee, USA***M.M. Baarmand, B. Dorney, M. Hohlmann, H. Kalakhety, F. Yumiceva***Florida Institute of Technology, Melbourne, USA*

M.R. Adams, L. Apanasevich, V.E. Bazterra, R.R. Betts, I. Bucinskaite, R. Cavanaugh, O. Evdokimov, L. Gauthier, C.E. Gerber, D.J. Hofman, S. Khalatyan, P. Kurt, D.H. Moon, C. O'Brien, C. Silkworth, P. Turner, N. Varelas

University of Illinois at Chicago (UIC), Chicago, USA

U. Akgun, E.A. Albayrak⁵⁰, B. Bilki⁵⁷, W. Clarida, K. Dilsiz, F. Duru, J.-P. Merlo, H. Mermerkaya⁵⁸, A. Mestvirishvili, A. Moeller, J. Nachtman, H. Ogul, Y. Onel, F. Ozok⁵⁰, S. Sen, P. Tan, E. Tiras, J. Wetzel, T. Yetkin⁵⁹, K. Yi

*The University of Iowa, Iowa City, USA***B.A. Barnett, B. Blumenfeld, S. Bolognesi, D. Fehling, A.V. Gritsan, P. Maksimovic, C. Martin, M. Swartz***Johns Hopkins University, Baltimore, USA*

P. Baringer, A. Bean, G. Benelli, R.P. Kenny III, M. Murray, D. Noonan, S. Sanders, J. Sekaric, R. Stringer, Q. Wang, J.S. Wood

The University of Kansas, Lawrence, USA

A.F. Barfuss, I. Chakaberia, A. Ivanov, S. Khalil, M. Makouski, Y. Maravin, L.K. Saini, S. Shrestha, I. Svintradze

Kansas State University, Manhattan, USA

J. Gronberg, D. Lange, F. Rebassoo, D. Wright

Lawrence Livermore National Laboratory, Livermore, USA

A. Baden, B. Calvert, S.C. Eno, J.A. Gomez, N.J. Hadley, R.G. Kellogg, T. Kolberg, Y. Lu, M. Marionneau, A.C. Mignerey, K. Pedro, A. Skuja, J. Temple, M.B. Tonjes, S.C. Tonwar

University of Maryland, College Park, USA

A. Apyan, R. Barbieri, G. Bauer, W. Busza, I.A. Cali, M. Chan, L. Di Matteo, V. Dutta, G. Gomez Ceballos, M. Goncharov, D. Gulhan, M. Klute, Y.S. Lai, Y.-J. Lee, A. Levin, P.D. Luckey, T. Ma, C. Paus, D. Ralph, C. Roland, G. Roland, G.S.F. Stephens, F. Stöckli, K. Sumorok, D. Velicanu, J. Veverka, B. Wyslouch, M. Yang, A.S. Yoon, M. Zanetti, V. Zhukova

Massachusetts Institute of Technology, Cambridge, USA

B. Dahmes, A. De Benedetti, A. Gude, S.C. Kao, K. Klapoetke, Y. Kubota, J. Mans, N. Pastika, R. Rusack, A. Singovsky, N. Tambe, J. Turkewitz

University of Minnesota, Minneapolis, USA

J.G. Acosta, L.M. Cremaldi, R. Kroeger, S. Oliveros, L. Perera, R. Rahmat, D.A. Sanders, D. Summers

University of Mississippi, Oxford, USA

E. Avdeeva, K. Bloom, S. Bose, D.R. Claes, A. Dominguez, R. Gonzalez Suarez, J. Keller, D. Knowlton, I. Kravchenko, J. Lazo-Flores, S. Malik, F. Meier, G.R. Snow

University of Nebraska-Lincoln, Lincoln, USA

J. Dolen, A. Godshalk, I. Iashvili, S. Jain, A. Kharchilava, A. Kumar, S. Rappoccio, Z. Wan

State University of New York at Buffalo, Buffalo, USA

G. Alverson, E. Barberis, D. Baumgartel, M. Chasco, J. Haley, A. Massironi, D. Nash, T. Orimoto, D. Trocino, D. Wood, J. Zhang

Northeastern University, Boston, USA

A. Anastassov, K.A. Hahn, A. Kubik, L. Lusito, N. Mucia, N. Odell, B. Pollack, A. Pozdnyakov, M. Schmitt, S. Stoynev, K. Sung, M. Velasco, S. Won

Northwestern University, Evanston, USA

D. Berry, A. Brinkerhoff, K.M. Chan, A. Drozdetskiy, M. Hildreth, C. Jessop, D.J. Karmgard, J. Kolb, K. Lannon, W. Luo, S. Lynch, N. Marinelli, D.M. Morse, T. Pearson, M. Planer, R. Ruchti, J. Slaunwhite, N. Valls, M. Wayne, M. Wolf

University of Notre Dame, Notre Dame, USA

L. Antonelli, B. Bylsma, L.S. Durkin, S. Flowers, C. Hill, R. Hughes, K. Kotov, T.Y. Ling, D. Puigh, M. Rodenburg, G. Smith, C. Vuosalo, B.L. Winer, H. Wolfe, H.W. Wulsin

The Ohio State University, Columbus, USA

E. Berry, P. Elmer, V. Halyo, P. Hebda, J. Hegeman, A. Hunt, P. Jindal, S.A. Koay, P. Lujan, D. Marlow, T. Medvedeva, M. Mooney, J. Olsen, P. Piroué, X. Quan, A. Raval, H. Saka, D. Stickland, C. Tully, J.S. Werner, S.C. Zenz, A. Zuranski

Princeton University, Princeton, USA

E. Brownson, A. Lopez, H. Mendez, J.E. Ramirez Vargas

University of Puerto Rico, Mayaguez, USA

E. Alagoz, D. Benedetti, G. Bolla, D. Bortoletto, M. De Mattia, A. Everett, Z. Hu, M. Jones, K. Jung, M. Kress, N. Leonardo, D. Lopes Pegna, V. Maroussov, P. Merkel, D.H. Miller, N. Neumeister, B.C. Radburn-Smith, I. Shipsey, D. Silvers, A. Svyatkovskiy, F. Wang, W. Xie, L. Xu, H.D. Yoo, J. Zablocki, Y. Zheng

Purdue University, West Lafayette, USA

N. Parashar

Purdue University Calumet, Hammond, USA

A. Adair, B. Akgun, K.M. Ecklund, F.J.M. Geurts, W. Li, B. Michlin, B.P. Padley, R. Redjimi, J. Roberts, J. Zabel

Rice University, Houston, USA

B. Betchart, A. Bodek, R. Covarelli, P. de Barbaro, R. Demina, Y. Eshaq, T. Ferbel, A. Garcia-Bellido, P. Goldenzweig, J. Han, A. Harel, D.C. Miner, G. Petrillo, D. Vishnevskiy, M. Zielinski

University of Rochester, Rochester, USA

A. Bhatti, R. Ciesielski, L. Demortier, K. Goulios, G. Lungu, S. Malik, C. Mesropian

The Rockefeller University, New York, USA

S. Arora, A. Barker, J.P. Chou, C. Contreras-Campana, E. Contreras-Campana, D. Duggan, D. Ferencek, Y. Gershtein, R. Gray, E. Halkiadakis, D. Hidas, A. Lath, S. Panwalkar, M. Park, R. Patel, V. Rekovic, J. Robles, S. Salur, S. Schnetzer, C. Seitz, S. Somalwar, R. Stone, S. Thomas, P. Thomassen, M. Walker

Rutgers, The State University of New Jersey, Piscataway, USA

K. Rose, S. Spanier, Z.C. Yang, A. York

University of Tennessee, Knoxville, USA

O. Bouhali⁶⁰, R. Eusebi, W. Flanagan, J. Gilmore, T. Kamon⁶¹, V. Khotilovich, V. Krutelyov, R. Montalvo, I. Osipenkov, Y. Pakhotin, A. Perloff, J. Roe, A. Safonov, T. Sakuma, I. Suarez, A. Tatarinov, D. Toback

Texas A&M University, College Station, USA

N. Akchurin, C. Cowden, J. Damgov, C. Dragoiu, P.R. Duderov, K. Kovitangoon, S. Kunori, S.W. Lee, T. Libeiro, I. Volobouev

Texas Tech University, Lubbock, USA

E. Appelt, A.G. Delannoy, S. Greene, A. Gurrola, W. Johns, C. Maguire, Y. Mao, A. Melo, M. Sharma, P. Sheldon, B. Snook, S. Tuo, J. Velkovska

Vanderbilt University, Nashville, USA

M.W. Arenton, S. Boutle, B. Cox, B. Francis, J. Goodell, R. Hirosky, A. Ledovskoy, C. Lin, C. Neu, J. Wood

University of Virginia, Charlottesville, USA

S. Gollapinni, R. Harr, P.E. Karchin, C. Kottachchi Kankanamge Don, P. Lamichhane, A. Sakharov

Wayne State University, Detroit, USA

D.A. Belknap, L. Borrello, D. Carlsmith, M. Cepeda, S. Dasu, S. Duric, E. Friis, M. Grothe, R. Hall-Wilton, M. Herndon, A. Hervé, P. Klabbbers, J. Klukas, A. Lanaro, R. Loveless, A. Mohapatra, I. Ojalvo, T. Perry, G.A. Pierro, G. Polese, I. Ross, T. Sarangi, A. Savin, W.H. Smith

University of Wisconsin, Madison, USA

† Deceased.

- 1 Also at Vienna University of Technology, Vienna, Austria.
- 2 Also at CERN, European Organization for Nuclear Research, Geneva, Switzerland.
- 3 Also at Institut Pluridisciplinaire Hubert Curien, Université de Strasbourg, Université de Haute Alsace Mulhouse, CNRS/IN2P3, Strasbourg, France.
- 4 Also at National Institute of Chemical Physics and Biophysics, Tallinn, Estonia.
- 5 Also at Skobeltsyn Institute of Nuclear Physics, Lomonosov Moscow State University, Moscow, Russia.
- 6 Also at Universidade Estadual de Campinas, Campinas, Brazil.
- 7 Also at California Institute of Technology, Pasadena, USA.
- 8 Also at Laboratoire Leprince-Ringuet, Ecole Polytechnique, IN2P3-CNRS, Palaiseau, France.
- 9 Also at Zewail City of Science and Technology, Zewail, Egypt.
- 10 Also at Suez Canal University, Suez, Egypt.
- 11 Also at Cairo University, Cairo, Egypt.
- 12 Also at Fayoum University, El-Fayoum, Egypt.
- 13 Also at British University in Egypt, Cairo, Egypt.
- 14 Now at Ain Shams University, Cairo, Egypt.
- 15 Also at Université de Haute Alsace, Mulhouse, France.
- 16 Also at Universidad de Antioquia, Medellin, Colombia.
- 17 Also at Joint Institute for Nuclear Research, Dubna, Russia.
- 18 Also at Brandenburg University of Technology, Cottbus, Germany.
- 19 Also at The University of Kansas, Lawrence, USA.
- 20 Also at Institute of Nuclear Research ATOMKI, Debrecen, Hungary.
- 21 Also at Eötvös Loránd University, Budapest, Hungary.
- 22 Also at Tata Institute of Fundamental Research – HECR, Mumbai, India.
- 23 Now at King Abdulaziz University, Jeddah, Saudi Arabia.
- 24 Also at University of Visva-Bharati, Santiniketan, India.
- 25 Also at University of Ruhuna, Matara, Sri Lanka.
- 26 Also at Isfahan University of Technology, Isfahan, Iran.
- 27 Also at Sharif University of Technology, Tehran, Iran.
- 28 Also at Plasma Physics Research Center, Science and Research Branch, Islamic Azad University, Tehran, Iran.
- 29 Also at Università degli Studi di Siena, Siena, Italy.
- 30 Also at Centre National de la Recherche Scientifique (CNRS) – IN2P3, Paris, France.
- 31 Also at Purdue University, West Lafayette, USA.
- 32 Also at Universidad Michoacana de San Nicolas de Hidalgo, Morelia, Mexico.
- 33 Also at National Centre for Nuclear Research, Swierk, Poland.
- 34 Also at Institute for Nuclear Research, Moscow, Russia.
- 35 Also at Faculty of Physics, University of Belgrade, Belgrade, Serbia.
- 36 Also at Facoltà Ingegneria, Università di Roma, Roma, Italy.
- 37 Also at Scuola Normale e Sezione dell'INFN, Pisa, Italy.
- 38 Also at University of Athens, Athens, Greece.
- 39 Also at Paul Scherrer Institut, Villigen, Switzerland.
- 40 Also at Institute for Theoretical and Experimental Physics, Moscow, Russia.
- 41 Also at Albert Einstein Center for Fundamental Physics, Bern, Switzerland.
- 42 Also at Gaziosmanpasa University, Tokat, Turkey.
- 43 Also at Adiyaman University, Adiyaman, Turkey.
- 44 Also at Cag University, Mersin, Turkey.
- 45 Also at Mersin University, Mersin, Turkey.
- 46 Also at Izmir Institute of Technology, Izmir, Turkey.
- 47 Also at Ozyegin University, Istanbul, Turkey.
- 48 Also at Kafkas University, Kars, Turkey.
- 49 Also at ISTANBUL University, Faculty of Science, Istanbul, Turkey.
- 50 Also at Mimar Sinan University, Istanbul, Istanbul, Turkey.
- 51 Also at Kahramanmaraş Sütçü İmam University, Kahramanmaraş, Turkey.
- 52 Also at Rutherford Appleton Laboratory, Didcot, United Kingdom.
- 53 Also at School of Physics and Astronomy, University of Southampton, Southampton, United Kingdom.
- 54 Also at INFN Sezione di Perugia; Università di Perugia, Perugia, Italy.
- 55 Also at Utah Valley University, Orem, USA.
- 56 Also at University of Belgrade, Faculty of Physics and Vinca Institute of Nuclear Sciences, Belgrade, Serbia.
- 57 Also at Argonne National Laboratory, Argonne, USA.
- 58 Also at Erzincan University, Erzincan, Turkey.
- 59 Also at Yildiz Technical University, Istanbul, Turkey.
- 60 Also at Texas A&M University at Qatar, Doha, Qatar.
- 61 Also at Kyungpook National University, Daegu, Republic of Korea.