

Satellites of LMC-mass dwarfs: close friendships ruined by Milky Way mass haloes

A. J. Deason,¹★† A. R. Wetzel,^{2,3} S. Garrison-Kimmel⁴ and V. Belokurov⁵

¹Department of Astronomy and Astrophysics, University of California Santa Cruz, Santa Cruz, CA 95064, USA

²TAPIR, California Institute of Technology, Pasadena, CA 91125, USA

³Observatories of the Carnegie Institution for Science, Pasadena, CA 91101, USA

⁴Center for Cosmology, Department of Physics and Astronomy, University of California, Irvine, CA 92697, USA

⁵Institute of Astronomy, University of Cambridge, Madingley Road, Cambridge, CB3 0HA, UK

Accepted 2015 August 18. Received 2015 July 13; in original form 2015 May 12

ABSTRACT

Motivated by the recent discovery of several dwarfs near the Large Magellanic Cloud (LMC), we study the accretion of massive satellites onto Milky Way (MW)/M31-like haloes using the ELVIS suite of N -body simulations. We identify 25 surviving LMC-mass subhaloes, and investigate the lower-mass satellites that were associated with these subhaloes before they fell into the MW/M31 haloes. Typically, 7 per cent of the overall $z = 0$ satellite population of MW/M31 haloes were in a surviving LMC-group before falling into the MW/M31 halo. This fraction can vary between 1 and 25 per cent, being higher for groups with higher mass and/or more recent infall times. Groups of satellites disperse rapidly in phase space after infall, and their distances and velocities relative to the group centre become statistically similar to the overall satellite population after 4–8 Gyr. We quantify the likelihood that satellites were associated with an LMC-mass group as a function of both distance and velocity relative to the LMC at $z = 0$. The close proximity in distance of the nine Dark Energy Survey candidate dwarf galaxies to the LMC suggest that ~ 2 – 4 are likely associated with the LMC. Furthermore, if several of these dwarfs are genuine members, then the LMC-group probably fell into the MW very recently, $\lesssim 2$ Gyr ago. If the connection with the LMC is established with follow-up velocity measurements, these ‘satellites of satellites’ represent prime candidates to study the effects of group pre-processing on lower mass dwarfs.

Key words: Galaxy: formation – Galaxy: halo – galaxies: dwarf – Magellanic Clouds.

1 INTRODUCTION

The Λ cold dark matter (Λ CDM) model predicts an abundance of substructure on all (observable) mass scales. Hundreds of subhaloes are predicted to surround Milky Way (MW) mass haloes (Klypin et al. 1999), which can be likened to a scaled down version of the thousands of substructures associated with clusters (Moore et al. 1999). This trend, presumably, continues to smaller mass scales, whereby dwarf galaxies can also host several substructures. Recent discoveries of dwarf–dwarf accretion (Martínez-Delgado et al. 2012; Belokurov 2013) present tantalizing observational evidence for the existence of such ‘sub-structure of sub-structure’.

Despite the hierarchical nature of dark matter haloes, we generally ignore the possibility that some of the MW satellites may have been part of a group of subhaloes before they fell into the Galaxy.

The relatively unexplored population of sub-subhaloes or ‘satellites of satellites’ is strongly linked to the most massive structures in the MW halo, as these are the potential vehicles that dragged in several low-mass dwarfs. For example, Wetzel, Deason & Garrison-Kimmel (2015) showed that a significant fraction (~ 30 per cent) of low-mass subhaloes ($M_{\text{star}} \lesssim 10^5 M_{\odot}$) likely fell into a MW-type host as a satellite of a more massive subhalo, and > 50 per cent were in a group before infall. The most likely culprit in our own Galaxy is the Large Magellanic Cloud (LMC). This massive dwarf already has one obvious companion, the Small Magellanic Cloud (SMC), but it likely had several other companions in the past.

Numerous works have attempted to connect the LMC to other known dwarfs in the MW. Lynden-Bell (1976) first suggested the idea of a ‘Greater Magellanic Galaxy’, and he later postulated the association of several of the classical dwarfs with the Magellanic complex (Lynden-Bell 1982; Lynden-Bell & Lynden-Bell 1995). More recently, D’Onghia & Lake (2008) suggested that seven of the MW satellites could have been part of a late infalling LMC group. In contrast, Sales et al. (2011) use an LMC–analogue ‘case-study’ in

* E-mail: alis@ucolick.org

† Hubble Fellow.

a cosmological simulation to show that most of the classical dwarfs show little evidence for an association with the LMC. However, the authors do prophetically suggest that faint, previously unnoticed MW satellites could be lurking in the vicinity of the Clouds.

The discovery of very low-luminosity galaxies ($L \lesssim 10^5 L_\odot$) in the MW (e.g. Willman et al. 2005; Belokurov et al. 2006, 2007) has, until recently, been restricted to the Sloan Digital Sky Survey (SDSS) footprint, as most of the ‘ultra-faint’ dwarf population have been discovered using SDSS imaging. However, uncharted territory beneath declination $\delta = -30^\circ$ has recently been explored with the first data release of the Dark Energy Survey (DES). Two independent groups (Bechtol et al. 2015; Koposov et al. 2015a) unveiled eight and nine candidate dwarf galaxies correspondingly in the DES data. Curiously, these satellites are mostly of the ‘ultra-faint’ variety and are in close proximity to the LMC.

In Wetzel et al. (2015) we showed that most of the past satellites of an LMC-mass dwarf are likely lower mass subhaloes, likened to the ultra-faint. Thus, the finding of several low-luminosity dwarfs in close proximity to the LMC could potentially confirm a generic prediction of hierarchical structure formation. In this work, we use cosmological simulations to study the satellite populations of LMC-mass dwarfs accreted onto MW/M31-mass haloes, in order to understand the potential association between the newly discovered DES satellites and the LMC in a cosmological context.

2 NUMERICAL METHODS

2.1 ELVIS Simulations

To study the satellite populations of LMC-mass dwarfs, we use ELVIS (Exploring the Local Volume in Simulations; Garrison-Kimmel et al. 2014), a suite of 48 high-resolution, zoom-in simulations of MW/M31 mass haloes ($M_{\text{vir}} = 1\text{--}3 \times 10^{12} M_\odot$). Half of the ELVIS haloes reside in a paired configuration with separations and relative velocities similar to those of the MW-M31 pair, while the remainder are highly isolated haloes mass-matched to those in the pairs.

Within the high-resolution, zoom-in volumes (spanning 2–5 Mpc in size), the particle mass is $1.9 \times 10^5 M_\odot$ and the Plummer-equivalent force softening is 140 pc. ELVIS adopts a cosmological model based on *Wilkinson Microwave Anisotropy Probe* (WMAP7; Larson et al. 2011), with the following Λ CDM parameters: $\sigma_8 = 0.801$, $\Omega_M = 0.266$, $\Omega_\Lambda = 0.734$, $n_s = 0.963$ and $h = 0.71$. See Garrison-Kimmel et al. (2014) for more details on ELVIS.

2.2 Finding and tracking subhaloes

Dark matter subhaloes are identified in ELVIS using the six-dimensional halo finder ROCKSTAR (Behroozi, Wechsler & Wu 2013a), and merger trees are constructed using the CONSISTENT-TREES algorithm (Behroozi et al. 2013b).

For each subhalo, we assign its primary progenitor (main branch) as the progenitor that contains the largest total mass summed from the subhalo masses over all preceding snapshots in that branch. We then compute the maximum (peak) mass, M_{peak} , ever reached by the main branch of a progenitor.

Throughout this work, we only consider subhaloes with $M_{\text{peak}} > 10^8 M_\odot$ (or $M_{\text{star}} \gtrsim 5 \times 10^2 M_\odot$); Garrison-Kimmel et al. (2014) found that subhaloes down to this mass-threshold do not suffer from resolution and numerical disruption issues.

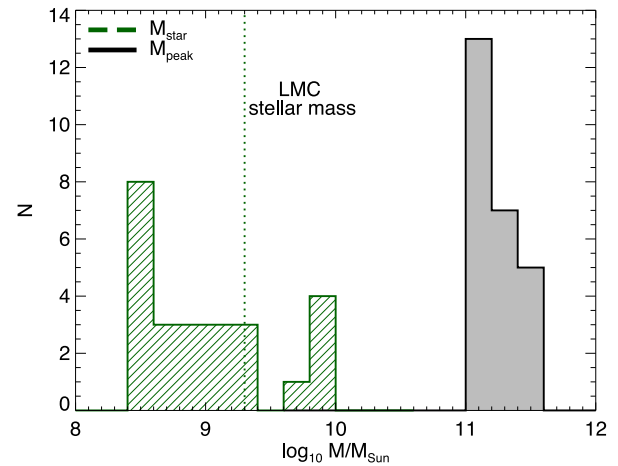


Figure 1. Distribution of peak subhalo mass, M_{peak} (solid grey), and stellar mass, M_{star} (hashed green), for the 25 satellites with $M_{\text{peak}} > 10^{11} M_\odot$ (masses near that expected for the LMC) in the MW/M31 hosts at $z = 0$ in the ELVIS simulation suite. These are the (surviving) ‘LMCs’ that we will discuss in the remainder of the paper. The dotted line indicates the observed stellar mass of the LMC.

2.3 Sample of LMC-mass satellites

We select a sample of LMC-mass satellites of MW/M31 hosts at $z = 0$ using all 48 (paired and isolated)¹ haloes in the ELVIS simulation suite. We select $z = 0$ satellites with $M_{\text{peak}} > 10^{11} M_\odot$ ($M_{\text{star}} \gtrsim 3 \times 10^8 M_\odot$). This lower mass cut is approximately a factor of 2 lower than the LMC mass ($M_{\text{peak}} \sim 2 \times 10^{11}$ for $M_{\text{star}} \approx 2 \times 10^9$, van der Marel et al. 2002). Stellar masses are estimated for the dark matter subhaloes using the $M_{\text{star}}\text{--}M_{\text{peak}}$ relation derived in Garrison-Kimmel et al. (2014). We exclude the satellite in the *Sonny & Cher* paired simulation that has a mass comparable to its host halo ($M_{\text{peak}} \sim 7 \times 10^{11} M_\odot$).

A significant number of the host haloes in ELVIS (~ 50 per cent) do not have *any* satellites more massive than $M_{\text{peak}} > 10^{11} M_\odot$, while some haloes have more than one LMC satellite. It is unlikely that relatively low-mass MW/M31 haloes with $M_{\text{vir}} \approx 10^{12} M_\odot$ host very massive satellites (e.g. Boylan-Kolchin et al. 2010), so we are biased towards the more massive host haloes in the ELVIS suite (typically $\langle M_{\text{vir}} \rangle \sim 2 \times 10^{12} M_\odot$). We also note that some of the paired haloes were selected to have a satellite companion with mass similar to the LMC ($M_{\text{star}} \sim 10^9 M_\odot$, see Garrison-Kimmel et al. 2014). Thus, our sample is not an unbiased (random) selection of MW/M31 mass hosts.

Our final sample comprises 25 LMC-mass dwarf satellites at $z = 0$. Fig. 1 shows the distribution of their stellar and peak dark matter masses.

2.4 Finding the (surviving) satellites of LMC dwarfs prior to infall onto the MW/M31 host

We trace back all $z = 0$ satellites of MW/M31 hosts and identify those that were satellites of a surviving LMC dwarf anytime *before* infall onto the MW/M31 hosts. We assume *all* subhaloes with $M_{\text{peak}} > 10^8 M_\odot$ host luminous galaxies. We impose that a subhalo must remain a satellite for at least two consecutive time-steps

¹ We find no significant differences in our results when just the paired haloes are used.

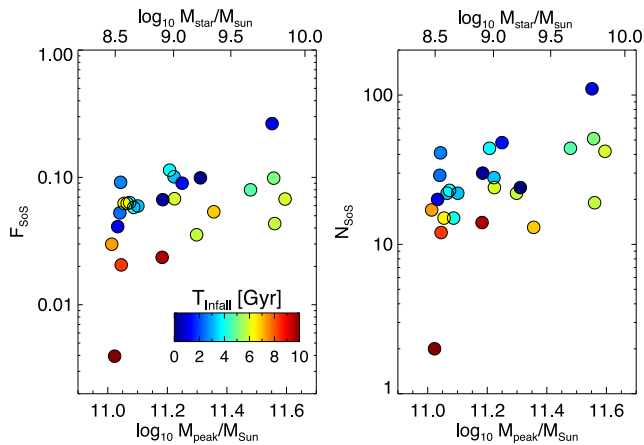


Figure 2. The fraction (left-hand panel) and number (right-hand panel) of satellites of MW/M31 hosts at $z = 0$ that were satellites of the surviving LMC dwarfs prior to infall onto the MW/M31 host. The peak mass (stellar mass) of the LMCs is shown on the bottom (top) x -axis. The colour scheme indicates the time since infall of the accretion events. Recent and/or massive accretion events contribute significant numbers of ‘satellites of satellites’ to the $z = 0$ satellite population.

($\Delta T \approx 400$ Myr) in the simulations to avoid counting particularly transient (and likely non-meaningful) crossings just within R_{vir} .

Note that the LMC dwarfs themselves are now also satellites of MW/M31 hosts, but prior to infall are the group centrals.

In total, we identify $N = 734$ MW/M31 satellites today that were once satellites of LMC dwarfs, where these ‘LMCs’ are still intact today. These ‘satellites of satellites’ comprise approximately 7 per cent of the surviving satellite population of MW/M31 hosts at $z = 0$, and have typical stellar masses of $M_{\text{star}} = 10^3\text{--}10^5 M_{\odot}$ (comparable to the ultra-faint dwarf galaxy population). This fraction is lower than in Wetzel et al. (2015) because we only consider the subset of satellites that were satellites of a *surviving*² LMC satellite before infall. In this work, we only consider subhaloes within the MW/M31 hosts today, and do not include ‘field’ subhaloes (i.e. outside of R_{vir} today) that could have been associated with an LMC-mass dwarf in the past. It is worth noting, however, that these associations do exist, and this could be an interesting population to study in future work.

3 RESULTS

3.1 Satellites of LMC-mass dwarfs

Fig. 2 shows the fraction (left-hand panel) and number (right-hand panel) of $z = 0$ satellites that were associated with a surviving LMC dwarf before infall onto the MW/M31, against the mass of the group central. The colour scheme indicates the infall time³ of the accretion events onto the MW/M31 hosts (blue=recent infall, red=early infall).

Unsurprisingly, more massive dwarfs have more abundant satellite populations. There is also a dependence on infall time onto the MW/M31 host. At a given mass, groups accreted more recently have more surviving members at $z = 0$.

² Wetzel et al. (2015) show that approximately half of the overall population of group centrals have merged/disrupted by $z = 0$.

³ Throughout we use ‘infall time’ to define the time *since* infall of a subhalo onto a host halo.

3.2 Phase space associations at $z = 0$

We now consider the current ($z = 0$) association in phase space between the LMC dwarfs and their former satellite population. In Fig. 3, we show the median velocity (left-hand panel) and 3D distance (right-hand panels) between the ‘LMCs’ and their past group members as a function of infall time onto the MW/M31 hosts. We note that here, and throughout this work, we use infall time as an orbital constraint in our analysis. We find that infall time, rather than either the current distance from the MW/M31 host or orbital pericentric distance, shows the strongest relation with the dispersal of groups in phase space (see below and Fig. 4).

After infall, groups become more dispersed in phase space over time (see also Sales et al. 2011). For comparison, we show the typical average velocity/distance difference between *all* satellites of MW/M31 hosts at $z = 0$ and the group centrals with the dotted lines. Groups accreted more than $\sim 5\text{--}6$ Gyr ago are well mixed in phase space today. For illustration, the far-right panel of Fig. 3 shows the distribution of ΔR for one LMC-group with low median ΔR . Note that this group also has similar dynamical properties to the observed LMC-system (see Section 3.3).

In the middle-right panel, we show the median difference in configuration space for satellites with $\Delta R < 130$ kpc from the group central. This is a rough estimate for the maximum ΔR probed by the DES survey around the LMC (see Koposov et al. 2015a; fig. 20). The proximity of the DES satellites to the LMC is striking, especially compared to the general population of group members in the simulations. This proximity in configuration space not only suggests a likely association between the DES dwarfs and the LMC, but, if several of these dwarfs are genuine group members, then it implies a very recent infall time for the LMC-group. Note that the most recent observational constraints on the orbits of the LMC/SMC suggest a recent infall time for this group (see e.g. Besla et al. 2007; Boylan-Kolchin, Besla & Hernquist 2011; Rocha, Peter & Bullock 2012; Kallivayalil et al. 2013).

Qualitatively, a picture similar to the above has been painted by the study of Sales et al. (2011). However, here we present the first *quantitative* evidence of a pronounced correlation between $z = 0$ scatter in the phase space exhibited by the ‘satellites of the satellites’ for a statistically significant sample of accretion configurations.

In Fig. 4 we show the median velocity and 3D distance at $z = 0$ between the ‘LMCs’ and the MW/M31 satellites that were associated with them prior to infall, as a function of the pericentre distance (top panels) and the $z = 0$ distance (bottom panels) from the MW/M31 hosts. Groups with smaller pericentres show a larger dispersal in phase space, but the scatter between systems is large, particularly when $R_{\text{peri}} \lesssim 100$ kpc. For pericentres similar to the observed closest approach of the LMC (~ 50 kpc), groups can be highly dispersed or can remain in close proximity at $z = 0$ (e.g. Median $\Delta R \sim 50\text{--}230$ kpc). We also note that LMC-mass dwarfs with pericentres close to the observed value of the LMC (~ 50 kpc), can have a wide range of infall times ($\sim 1\text{--}9$ Gyr). The trends with present-day distance from the MW/M31 hosts are also relatively weak, particularly for dwarfs with $D_{\text{LMC-MW}} \lesssim 150$ kpc. Finally, we also find that the dispersal in phase space of groups, at least for our sample, is only weakly dependent on the orbital eccentricity of the LMC-mass dwarfs.

3.3 Dynamical LMC-analogues

Our sample of LMC-mass dwarfs is based purely on peak subhalo mass (see Fig. 1). We now select a subsample of these dwarfs based

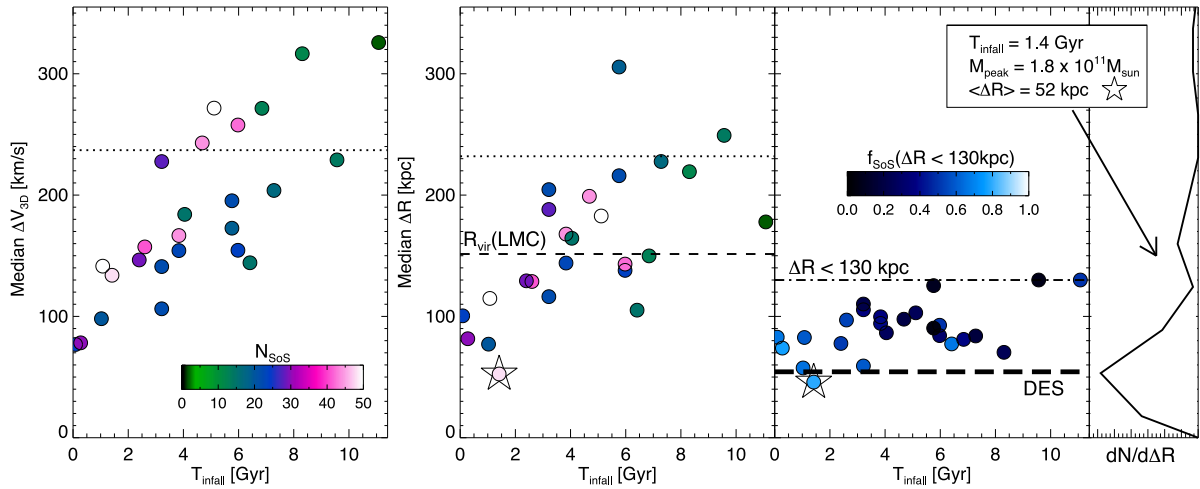


Figure 3. The median differences in 3D velocity (left-hand panel) and 3D distance (right-hand panels) at $z = 0$ between the LMC dwarfs and the satellites that were associated with them in a group before falling into the MW/M31 hosts. LMCs that fell in at early times have the largest differences in phase space with their satellites today. The colours indicate the number of surviving group members. The black dotted lines indicate the average velocity/radial difference between *all* satellites in MW/M31 hosts and the LMC satellite at $z = 0$. We also show the approximate virial radius for an LMC-mass subhalo with the short-dashed line. The middle-right panel shows the median difference in configuration space for satellites with $\Delta R < 130$ kpc. This is a rough estimate for the maximum ΔR probed by the DES survey around the LMC. The colours indicate the fraction of surviving group members that have $\Delta R < 130$ kpc. The black dashed line shows the median distance between the DES dwarfs and the LMC. The furthest right-hand panel shows the distribution of ΔR for one massive group (indicated by the star symbol) with low median ΔR .

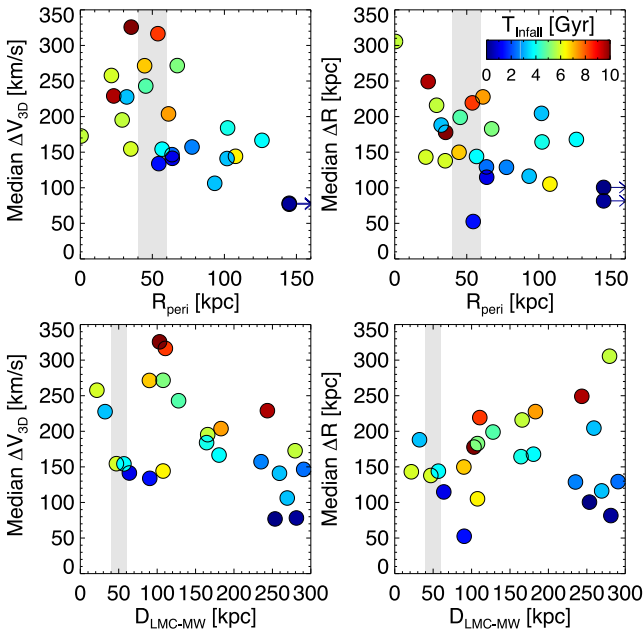


Figure 4. The median differences in 3D velocity (left-hand panels) and 3D distance (right-hand panels) at $z = 0$ between the LMC dwarfs and the satellites that were associated with them in a group before falling into the MW/M31 hosts, as a function of the distance of closest approach to the MW/M31 hosts (R_{peri} , top panels) and the $z = 0$ distance between the LMC-mass dwarf and the MW/M31 ($D_{\text{LMC-MW}}$, bottom panels). LMCs with larger pericentres tend to have smaller differences in phase space with their satellites today. However, there is a lot of scatter in this relation, particularly for dwarfs with $R_{\text{peri}} \lesssim 100$ kpc. For example, dwarfs with $40 < R_{\text{peri}}/\text{kpc} < 60$ (the approximate pericentre of the LMC, illustrated with the grey bands) can have a wide range of infall times and phase space differences. Note that two dwarfs with $R_{\text{peri}} > 150$ kpc are shown as lower limits in these plots. The trends with present-day distance ($D_{\text{LMC-MW}}$, bottom panels) are weaker. The colours indicate the infall times of the LMC-mass dwarfs.

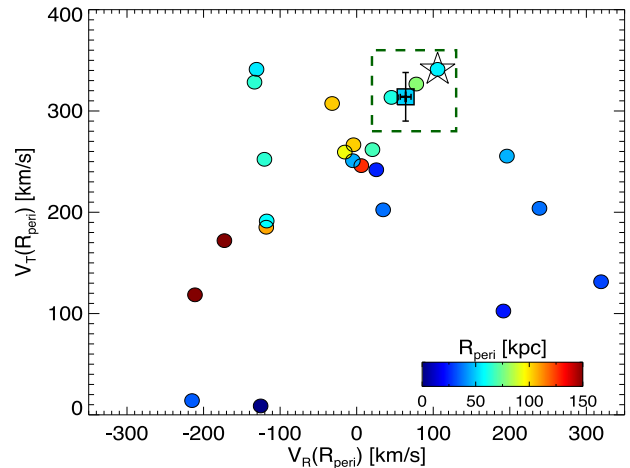


Figure 5. The tangential and radial velocity of our sample of LMC-mass dwarfs at pericentre. The points are coloured by pericentric distance. The square symbol (and error bar) indicates the observed velocity components of the LMC (Kallivayalil et al. 2013). The dashed-green box indicates three dwarfs in our sample with similar dynamical properties to the observed LMC. The star symbol indicates the dwarf highlighted in Fig. 3 with a very low median ΔR .

on observational dynamical constraints. Fig. 5 shows the radial and tangential motion of our sample of 25 LMC-mass dwarfs at pericentre, where the points are coloured by pericentric distance. The estimated motion of the LMC derived by Kallivayalil et al. (2013) is shown with the star symbol on this plot ($V_{R,\text{LMC}} = 64 \pm 7 \text{ km s}^{-1}$, $V_{T,\text{LMC}} = 314 \pm 24 \text{ km s}^{-1}$, $R_{\text{peri}} = 50$ kpc). The dashed green box highlights three dwarfs with similar velocity and pericentric distance to that observed for the LMC, and the properties of these dwarfs are listed in Table 1. Note that one of these dwarfs was highlighted in Fig. 3 and has a very low median ΔR .

Table 1. Sample of three LMC-mass dwarfs with dynamical properties similar to the observed LMC system (see main text for details).

M_{LMC} ($M_{\odot} \times 10^{11}$)	R_{peri} (kpc)	$V_R(R_{\text{peri}})$ (km s^{-1})	$V_T(R_{\text{peri}})$ (km s^{-1})	T_{infall} (Gyr)	N_{SoS}
1.1	78	78	327	2.6	41
1.0	61	45	313	7.3	17
1.8	54	106	341	1.4	48

In the following subsection, we investigate the probability of group membership based on the phase space dispersal of group members at $z = 0$. Here, we use both the full sample of 25 LMC-mass dwarfs and the subsample of three dwarfs that we label as ‘dynamical analogues’.

3.4 Likelihood of group membership

Fig. 6 presents the probability of a past association with an LMC-mass dwarf as a function of distance (left-hand panel) and velocity (middle and right-hand panels) from the massive group central. This now includes ‘interloping’ satellites near the LMC at $z = 0$ that were not satellites of the LMC-mass host prior to MW/M31 infall. Dwarfs more closely related in configuration or velocity space are more likely to have been group members before infall. For example, >25 per cent of dwarfs within 50 kpc of an LMC-mass dwarf were likely associated with this dwarf before infall. We show the 3D velocity difference and radial velocity difference ($\Delta V_R = |V_{R, \text{SoS}} - V_{R, \text{LMC}}|$) between group members in the middle and right-hand panels, respectively. Although, 3D velocity information gives a cleaner distinction between members and non-members, radial velocities can also be used to assign membership probabilities.

The significance of infall time onto the MW/M31 host is further illustrated in Fig. 6. The red long-dashed and blue dotted lines show the fraction of past members as a function of radial and velocity difference for late ($T_{\text{infall}} < 2$ Gyr) and early ($T_{\text{infall}} > 5$ Gyr) accretion events, respectively. Groups accreted a long time ago are now phase-mixed, whereas the probability of being associated with a recently accreted LMC dwarf is strongly related to the proximity in phase space. We also show the probabilities when we only consider the dynamical analogues of the observed LMC with the green dashed line. These relations are very similar to the late accretion

event subsample, likely because two (out of three) of the dwarfs in this sample were accreted very recently (see Table 1). Also, it is interesting that the average behaviour of all recently-accreted LMC-analogues does not strongly differ from that of the dynamical analogues included here.

Combining both position and velocity information allows a much easier distinction between previous members and the general satellite population. In Fig. 7, we show the joint probability distributions based on position and velocity. The top panels use the full sample of LMC-mass dwarfs, the middle panels only include late accretion events, and the bottom panels are for the dynamical LMC-dwarf analogues. The left-hand panels show that $\gtrsim 90$ per cent of dwarfs within 50 kpc and 50 km s^{-1} of a LMC-mass dwarf were likely once group members. For comparison, $\Delta R = 23 \pm 2$ kpc and $\Delta V_{3D} = 128 \pm 32 \text{ km s}^{-1}$ (Kallivayalil et al. 2013) for the LMC–SMC pair.

We ensure that the results shown in Figs 6 and 7 are not significantly affected by the ‘LMCs’ in our simulations that have very large pericentres. For example, we find that our results are unchanged if we restrict our sample to LMC-mass dwarfs with $R_{\text{peri}} < 100$ kpc. Finally, one may expect that the probability of associations between satellites is affected by the Galactocentric distance of the LMC-mass dwarfs today, as there could be more ‘interlopers’ at smaller radii from the MW/M31. However, we find no significant differences if we only include dwarfs inside (or outside) of $D = 100$ kpc from the host centre.

We can use these relations shown in Figs 6 and 7 to estimate the probability that the DES candidate dwarfs were once satellites of the LMC. The estimated probabilities are listed in Table 2. We also give the sum of these probabilities, which provides a rough estimate of the number of these dwarfs that are ‘satellites of satellites’. Using only 3D coordinate information, we find that two of the DES dwarfs were once satellites of the LMC. If we assume that the LMC-group fell in very recently ($T_{\text{infall}} < 2$ Gyr), or restrict our sample to dynamical analogues of the LMC, then this number rises to four. Fig. 7 show that the inclusion of velocity information will enable a clearer distinction between members and non-members in the future.

Simon et al. (2015) and Walker et al. (2015) recently spectroscopically confirmed that the Ret 2 dwarf candidate is indeed a dwarf galaxy. Although this dwarf is in close proximity to the LMC ($\Delta R = 23.9$ kpc), the radial velocity measured

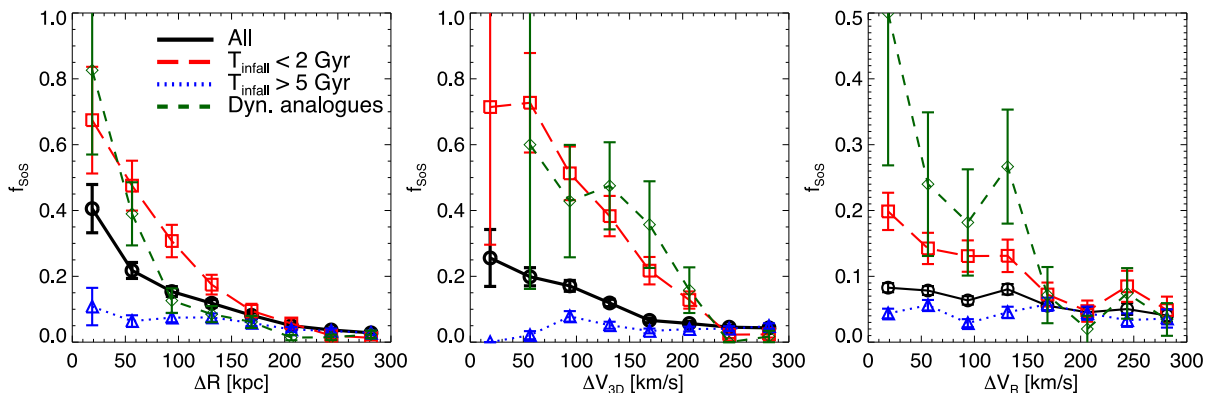


Figure 6. The fraction of all MW/M31 satellites at $z = 0$ that were a satellite of a surviving LMC-mass dwarf before infall onto the MW/M31 host as a function of 3D distance (left-hand panel) and velocity (middle and right-hand panels) difference from the LMC today. The long-dashed red and dotted blue lines are for groups accreted recently ($T_{\text{infall}} < 2$ Gyr) and early ($T_{\text{infall}} > 5$ Gyr), respectively. Only groups accreted recently show a close-proximity in phase space at $z = 0$. The dashed-green lines are for the dynamical LMC-analogues (see Section 3.3).

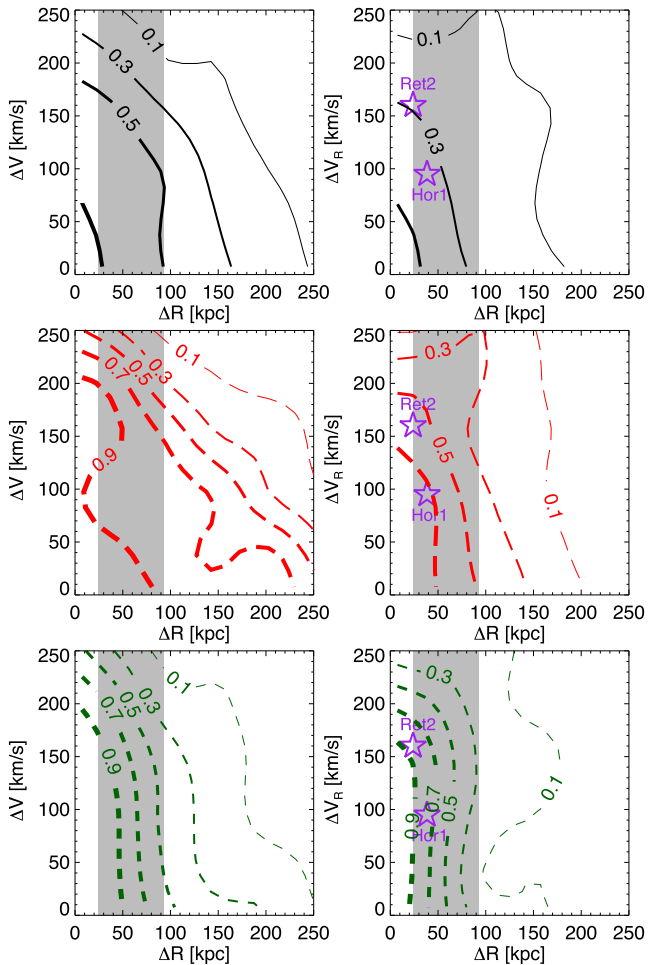


Figure 7. The fraction of all MW/M31 satellites at $z = 0$ that were a satellite of a surviving LMC-mass dwarf before infall onto the MW/M31 host as a function of 3D distance and velocity difference from the LMC. The contour levels give fractions of 0.1, 0.3, 0.5, 0.7 and 0.9 with increasing line thickness. The grey bands indicate the range of ΔR for eight candidate DES dwarfs (excluding Eri 2). The purple stars indicate the (spectroscopically confirmed) Ret 2 and Hor 1 dwarfs (Koposov et al. 2015b; Simon et al. 2015; Walker et al. 2015). All groups are shown in the top panels, recently accreted groups ($T_{\text{infall}} < 2$ Gyr) are shown in the middle panels and the dynamical LMC-analogues are shown in the bottom panels.

by Simon et al. (2015) and Walker et al. (2015) for this dwarf is more disparate ($|\Delta V_R| = 160 \text{ km s}^{-1}$).⁴ This dwarf is shown by a purple star in Fig. 7. With distance information alone we estimated $P_{\text{LMC sat}} = 0.38$, $P_{\text{LMC sat}}(T_{\text{infall}} < 2 \text{ Gyr}) = 0.65$ and $P_{\text{LMC sat}}(\text{dyn. analogues}) = 0.77$, but this additional radial velocity information changes the probability of once being a satellite of the LMC to $P_{\text{LMC sat}} = 0.28$, $P_{\text{LMC sat}}(T_{\text{infall}} < 2 \text{ Gyr}) = 0.57$, $P_{\text{LMC sat}}(\text{dyn. analogues}) = 0.84$, respectively. Finally, we also include the recent measurement of the radial velocity of Hor 1 by Koposov et al. (2015b), to estimate probabilities of $P_{\text{LMC sat}} = 0.36$, $P_{\text{LMC sat}}(T_{\text{infall}} < 2 \text{ Gyr}) = 0.74$ and $P_{\text{LMC sat}}(\text{dyn. analogues}) = 0.77$.

Note that we have not taken into account the presence of the SMC in the above analysis, and it is worth pointing out this potential caveat. It is beyond the scope of this work to quantify the effect

Table 2. The nine candidate dwarf galaxies from Koposov et al. (2015a). We give the dwarf name, 3D distance from the LMC, and estimated probability of once being a satellite of the LMC based on this distance. The probabilities are computed using all LMC-mass satellites ($P_{\text{LMC sat}}$), LMC-mass satellites with recent infall times ($P_{\text{LMC sat}}(T_{\text{infall}} < 2 \text{ Gyr})$) and LMC-mass satellites with similar dynamical constraints to the observed LMC ($P_{\text{LMC sat}}(\text{dyn. analogues})$).

Name	ΔR (kpc)	$P_{\text{LMC sat}}$	$P_{\text{LMC sat}}$ ($T_{\text{infall}} < 2 \text{ Gyr}$)	$P_{\text{LMC sat}}$ (dyn. analogues)
Reticulum 2	23.9	0.38	0.65	0.77
Eridanus 2	337.4	0.02	0.01	0.04
Horologium 1	38.5	0.31	0.57	0.60
Pictoris 1	70.0	0.19	0.41	0.29
Phoenix 2	54.3	0.23	0.49	0.41
Indus 1	80.0	0.18	0.37	0.22
Grus 1	92.8	0.16	0.31	0.13
Eridanus 3	48.2	0.26	0.52	0.48
Tucana 2	36.7	0.32	0.58	0.62
Total:		2.0	3.9	3.6

of the LMC–SMC interaction on the orbits of lower-mass LMC satellites, but this could be a worthwhile avenue for further study.

4 CONCLUSIONS

We used the ELVIS simulation suite to study the surviving satellite population of LMC-mass dwarfs accreted onto MW/M31 mass haloes. A sample of 25 LMC-mass ($M_{\text{peak}} > 10^{11} M_{\odot}$) $z = 0$ satellites of MW/M31 hosts are selected, and we find the lower mass dwarfs that were associated with these massive dwarfs before they fell into the MW/M31 hosts. Our selection is motivated by the recent discovery of nine candidate dwarf galaxies in the vicinity of the LMC/SMC group. We also identify a subsample of three LMC-mass dwarfs with similar dynamical properties to the observed LMC-system, and we compare these with the overall sample. Our main conclusions are summarized as follows.

(i) Recent, massive accretion events likely ‘dragged in’ a significant number of MW/M31 dwarfs. Typically, 7 per cent of the surviving $z = 0$ satellite population were once associated with surviving LMC-mass dwarfs, but this fraction can vary between 1 and 25 per cent depending on the mass and infall time of the group central.

(ii) Groups of dwarfs quickly disperse in phase space after infall onto MW/M31 mass hosts. We find that $z = 0$ MW/M31 satellites that were once satellites of a surviving LMC dwarf can typically have large differences in velocity and/or configuration space relative to their group central if they fell into the MW/M31 host more than 5 Gyr ago.

(iii) The proximity of the candidate DES dwarfs to the LMC suggests that: (1) several were likely satellites of the LMC at some point in the past, and; (2) if they are genuine ‘satellites of satellites’, then the LMC-group was likely accreted very recently ($\lesssim 2$ Gyr) for these dwarfs to retain such a close proximity in configuration space with the LMC. Distance information alone suggests that two to four of the newly discovered DES dwarfs were satellites of the LMC-group before infall.

(iv) The DES dwarfs that were/are satellites of the LMC could be prime candidates to study the effects of group pre-processing. If the LMC-group fell in very recently onto the MW, then the members may have spent a significant amount of time in this group before

⁴ Note that this is the difference in line-of-sight velocity between Ret 2 and the LMC in the Galactic rest frame.

joining the MW. In future work, we plan to study the effects of group pre-processing in more detail.

ACKNOWLEDGEMENTS

AJD is currently supported by NASA through Hubble Fellowship grant HST-HF-51302.01, awarded by the Space Telescope Science Institute, which is operated by the Association of Universities for Research in Astronomy, Inc., for NASA, under contract NAS5-26555. ARW gratefully acknowledges support from the Moore Center for Theoretical Cosmology and Physics at Caltech. We thank an anonymous referee for providing useful comments on the paper.

REFERENCES

- Bechtol K. et al., 2015, *ApJ*, 807, 50
 Behroozi P. S., Wechsler R. H., Wu H.-Y., 2013a, *ApJ*, 762, 109
 Behroozi P. S., Wechsler R. H., Wu H.-Y., Busha M. T., Klypin A. A., Primack J. R., 2013b, *ApJ*, 763, 18
 Belokurov V., 2013, *New Astron. Rev.*, 57, 100
 Belokurov V. et al., 2006, *ApJ*, 647, L111
 Belokurov V. et al., 2007, *ApJ*, 654, 897
 Besla G., Kallivayalil N., Hernquist L., Robertson B., Cox T. J., van der Marel R. P., Alcock C., 2007, *ApJ*, 668, 949
 Boylan-Kolchin M., Springel V., White S. D. M., Jenkins A., 2010, *MNRAS*, 406, 896
 Boylan-Kolchin M., Besla G., Hernquist L., 2011, *MNRAS*, 414, 1560
 D’Onghia E., Lake G., 2008, *ApJ*, 686, L61
 Garrison-Kimmel S., Boylan-Kolchin M., Bullock J. S., Lee K., 2014, *MNRAS*, 438, 2578
 Kallivayalil N., van der Marel R. P., Besla G., Anderson J., Alcock C., 2013, *ApJ*, 764, 161
 Klypin A., Kravtsov A. V., Valenzuela O., Prada F., 1999, *ApJ*, 522, 82
 Kopolov S. E., Belokurov V., Torrealba G., Evans N. W., 2015a, *ApJ*, 805, 130
 Kopolov S. E. et al., 2015b, preprint ([arXiv:1504.07916](https://arxiv.org/abs/1504.07916))
 Larson D. et al., 2011, *ApJS*, 192, 16
 Lynden-Bell D., 1976, *MNRAS*, 174, 695
 Lynden-Bell D., 1982, *The Observatory*, 102, 7
 Lynden-Bell D., Lynden-Bell R. M., 1995, *MNRAS*, 275, 429
 Martínez-Delgado D. et al., 2012, *ApJ*, 748, L24
 Moore B., Ghigna S., Governato F., Lake G., Quinn T., Stadel J., Tozzi P., 1999, *ApJ*, 524, L19
 Rocha M., Peter A. H. G., Bullock J., 2012, *MNRAS*, 425, 231
 Sales L. V., Navarro J. F., Cooper A. P., White S. D. M., Frenk C. S., Helmi A., 2011, *MNRAS*, 418, 648
 Simon J. et al., 2015, *ApJ*, 808, 95
 van der Marel R. P., Alves D. R., Hardy E., Suntzef N. B., 2002, *AJ*, 124, 2639
 Walker M. G., Mateo M., Olszewski E. W., Bailey J. I., III, Kopolov S. E., Belokurov V., Evans N. W., 2015, *ApJ*, 808, 108
 Wetzel A. R., Deason A. J., Garrison-Kimmel S., 2015, *ApJ*, 807, 49
 Willman B. et al., 2005, *AJ*, 129, 2692

This paper has been typeset from a $\text{\TeX}/\text{\LaTeX}$ file prepared by the author.