

CERN-EP-2017-338
2018/06/18

CMS-B2G-17-009

Search for single production of vector-like quarks decaying to a b quark and a Higgs boson

The CMS Collaboration*

Abstract

A search is presented for single production of heavy vector-like quarks (B) that decay to a Higgs boson and a b quark, with the Higgs boson decaying to a highly boosted $b\bar{b}$ pair reconstructed as a single collimated jet. The analysis is based on data collected by the CMS experiment in proton-proton collisions at $\sqrt{s} = 13$ TeV, corresponding to an integrated luminosity of 35.9 fb^{-1} . The data are consistent with background expectations, and upper limits at 95% confidence level on the product of the B quark cross section and the branching fraction are obtained in the range 1.28–0.07 pb, for a narrow B quark with a mass between 700 and 1800 GeV. The production of B quarks with widths of 10, 20 and 30% of the resonance mass is also considered, and the sensitivities obtained are similar to those achieved in the narrow width case. This is the first search at the CERN LHC for the single production of a B quark through its fully hadronic decay channel, and the first study considering finite resonance widths of the B quark.

Published in the Journal of High Energy Physics as doi:10.1007/JHEP06(2018)031.

1 Introduction

With the discovery of the Higgs boson (H) by the ATLAS [1] and CMS [2, 3] experiments at the CERN LHC, the standard model (SM) of particle physics has now been completely confirmed. However, the SM does not address, for example, problems related to the nature of the electroweak symmetry breaking and the hierarchy between the electroweak and the Planck mass scales. Several extensions of the SM address such issues through the introduction of new particles that allow the cancellation of loop corrections to the mass of the Higgs boson [4]. Supersymmetric theories propose bosonic partners of the top quark to address the hierarchy problem; other models such as Little Higgs or Composite Higgs boson models [5–8] overcome the hierarchy problem by introducing heavy fermionic resonances called vector-like quarks (VLQs) [4, 9–11]. The vector-like nature of these quarks does not exclude their having a fundamental mass, in contrast to chiral fermions, which acquire mass via electroweak symmetry breaking in the SM. The VLQs are therefore not excluded by present searches, unlike a fourth generation of SM quarks that is ruled out by electroweak precision measurements [12, 13], and by the measured properties of the SM Higgs boson [14–16]. Previous searches for VLQs have been performed by the ATLAS [17–22] and CMS [23–29] experiments in proton-proton collisions recorded at centre-of-mass energies of 7, 8, and 13 TeV.

We present a search for electroweak production of single vector-like B quarks with electrical charge $-1/3e$, with e the proton charge, that decay to a bottom (b) quark and a Higgs boson. The search uses pp events collected by the CMS experiment at a centre-of-mass energy of 13 TeV, corresponding to an integrated luminosity of 35.9 fb^{-1} . We study the fully hadronic final state with the Higgs boson decaying to a pair of b quarks. Figure 1 illustrates the electroweak production of a B quark in association with a b and a light-flavour quark, typically emitted into the forward region of the detector.

The B decay channel considered in this analysis is $B \rightarrow Hb$. However, the B quark can also decay into Zb , Wt , and possibly into lighter states predicted in models beyond the SM that have model-dependent branching fractions. Our results are interpreted assuming that the B quark belongs to a singlet or doublet representation and that it decays exclusively to SM particles. The singlet branching fractions of the B quark into Hb , Zb , and Wt are $\mathcal{B} \approx 25$, 25, and 50%, and the doublet branching fractions are 50, 50, and 0%, and all depend on the vector-like quark mass m_B .

Previous CMS searches for vector-like B quarks relied on the assumption of a decay width that is narrow compared to the experimental resolution. The present analysis, in addition to searching for B quarks with narrow decay widths, also explores the possibility that B quarks have a non-negligible width, with values up to 30% of the resonance mass. In comparison, the experimental resolution in the reconstructed B mass, defined as the ratio between the root-mean-square width of the peak and its mean position, ranges between 8 and 15%, depending on the mass hypothesis. In addition to broadening the width of the observed signal, the intrinsic width of the resonance would modify the kinematic distributions of the final state, thus changing the selection efficiency. These effects are taken into account in this analysis.

The cross section for single production of a B quark depends on m_B and its electroweak couplings to SM particles. The kinematic distributions depend only on the total width of the B quark. The benchmark model in this analysis assumes a weak coupling of the B quark to the Z boson and b quark. Because of the mixing between B and the SM bottom quark in models where B is a singlet or part of a doublet, the BbZ electroweak coupling has a predominant chirality, respectively, right- or left-handed. The coupling chirality can potentially affect the kinematic distributions. We explicitly checked and found that these effects are negligible for

the channel discussed in this work, and our results can therefore be interpreted in both singlet and doublet models.

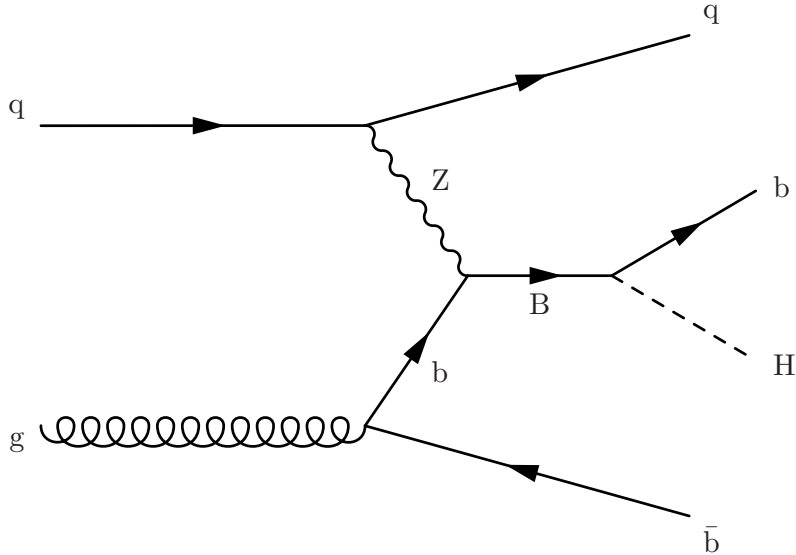


Figure 1: The leading-order Feynman diagram for the production of a single vector-like B quark in association with a b quark and light-flavour quark, and its decay to a Higgs boson and a b quark.

2 The CMS detector and particle reconstruction

The central feature of the CMS apparatus is a superconducting solenoid of 6 m internal diameter, providing a magnetic field of 3.8 T. A silicon pixel and strip tracker, a lead tungstate crystal electromagnetic calorimeter (ECAL), and a brass and scintillator hadron calorimeter (HCAL), each composed of a barrel and two end sections, reside within the solenoid. Forward calorimeters extend the pseudorapidity (η) coverage provided by the barrel and end detectors. Muons are measured in gas-ionization detectors embedded in the steel flux-return yoke outside the solenoid. A more detailed description of the CMS detector, together with a definition of the coordinate system and kinematic variables, can be found in Ref. [30].

Events of interest are selected using a two-tiered trigger system [31]. The first level, composed of specialized hardware processors, uses information from the calorimeters and muon detectors to select events at a rate of ≈ 100 kHz within a time interval of less than $4 \mu\text{s}$. The second level, known as the high-level trigger (HLT), consists of a farm of processors running a version of the full event-reconstruction software optimized for fast processing that reduces the event rate to ≈ 1 kHz before data storage.

Event reconstruction is based on the CMS particle-flow (PF) algorithm [32], which reconstructs and identifies each individual particle through an optimized combination of information from the various elements of the CMS detector. The energy of electrons is defined through the combination of the electron momentum at the primary interaction vertex determined in the tracker, the energy of the corresponding ECAL cluster, and the energy sum of all bremsstrahlung photons spatially compatible with originating from the electron track from the primary pp collision vertex. The energy of muons is obtained from the curvature of the corresponding track. The reconstructed energy of charged hadrons is extracted from the reconstructed tracks in the tracker and their matching energy depositions in ECAL and HCAL. Energy depositions are corrected for ignoring calorimeter readouts that are close to threshold (zero suppression) and for the

response function of calorimeters to hadronic showers. Finally, the energy of neutral hadrons is obtained from the corresponding corrected ECAL and HCAL energies.

Jets are reconstructed by clustering PF candidates using the anti- k_T algorithm [33]. Prior to clustering, the charged-hadron subtraction algorithm [34] is applied to the event to reduce the effects of pileup (i.e. additional pp collisions occurring within the same or neighbouring LHC bunch crossings).

This algorithm discards charged hadrons not originating from the primary vertex, which is defined as the reconstructed vertex with the largest value of summed p_T^2 of charged hadrons contributing to jets. The jets are clustered using the jet finding algorithm [33, 35], which defines the associated missing transverse momentum taken as the negative of the vector sum of the p_T of those jets. We consider jets with different distance parameter of $\Delta R = \sqrt{(\Delta y)^2 + (\Delta\phi)^2} = 0.4$ or 0.8, with y the rapidity, referred to as AK4 and AK8 jets, respectively.

The residual pileup contamination from neutral hadrons is subtracted, assuming that it is proportional to the event energy density and the jet area, estimated using the FASTJET package [35]. Jet momenta are determined from the vectorial sum of all the individual PF particles in the jet. The energy scale calibrations obtained from Monte Carlo (MC) simulation are applied to correct the four-momenta of jets. Residual corrections, accounting for remaining discrepancies between jet response in data and in simulated events, are applied to the former. The jet energy resolution for simulated jets is degraded slightly to reproduce the resolution in data. The AK4 jet candidates are required to have $p_T > 30$ GeV and $|\eta| < 4$, and to satisfy a stringent set of identification criteria designed to reject spurious detector and reconstruction effects [36]. The jets with $|\eta| > 2.4$ are referred to as forward jets. The AK8 jets, used to identify and reconstruct Higgs boson candidates, are selected to have $p_T > 300$ GeV and $|\eta| < 2.4$.

A multivariate b tagging algorithm (CSVv2) [37] is used to identify central jets (with $|\eta| < 2.4$) arising from the hadronization of b quarks. Parameters are chosen for the CSVv2 discriminant such that the tagging efficiency for b quark jets is $\approx 70\%$ while the identification probability averaged over the jet kinematics in $t\bar{t}$ events is $\approx 1\%$ for light flavour jets with $p_T > 30$ GeV.

The Higgs boson candidates are identified using the heavy-flavour content of the AK8 jet. A pruning algorithm [38] is applied that uses the Cambridge–Aachen (CA) algorithm [39] to recluster each AK8 jet starting from all its original constituents and to discard soft and wide-angle radiation inside the jet in each step of the iterative procedure. The procedure defines a pruned-jet mass, computed from the sum of the four-momenta of the constituents that have not been removed by the pruning algorithm, which achieves a better mass resolution. The pruned mass of the jet is then used as a discriminant to reject quark and gluon jets and to select Higgs bosons, by requiring its mass to be within the window of 105–135 GeV. Two subjets are obtained using the soft drop declustering algorithm [40, 41], and these are required to pass the same CSVv2 discriminant threshold used for the AK4 jets.

3 Modelling and simulation

The production and decay of high mass $B \rightarrow Hb$, with $H \rightarrow b\bar{b}$, provides a signature with multiple jets rich in heavy-flavour content, and characterized by a highly boosted Higgs boson. The dominant background in this search is from SM events comprised of jets produced through the strong quantum chromodynamic (QCD) interaction, referred to as multijet events. Additional contributions arise from $t\bar{t}$ events, and minor backgrounds are associated with the production of W or Z bosons in association with jets.

Simulated events are used throughout the analysis to define selection strategy and to determine the expected sensitivity to vector-like quarks. The background from multijet events is estimated using data in control regions. Simulation is also used to cross-check the multijet background prediction and to evaluate its validity. The contributions from other backgrounds, such as $t\bar{t}$ events and W or Z boson production in association with jets, are estimated through MC simulation.

Multijet events, as well as electroweak backgrounds from virtual or on-mass shell Z or γ +jets and W+jets production, are simulated at leading order (LO) using the MADGRAPH5_aMC@NLO 2.2.2 generator [42], interfaced to PYTHIA 8.2 [43] with the CUETP8M1 [44, 45] underlying-event tune for parton-shower simulation and evolution. The background $t\bar{t}$ events are generated using POWHEG v2 at next-to-leading order (NLO) [46–49], also interfaced to PYTHIA. The mass of the top quark is set to 172.5 GeV, and the cross section is calculated at next-to-next-to-leading order (NNLO) in perturbative QCD using a next-to-next-to-leading-logarithmic (NNLL) soft-gluon approximation (NNLO+NNLL) in the TOP++ 2.0 program [50]. The cross sections for Z or γ +jets and W+jets processes are calculated at NNLO using the FEWZ MC program [51].

The $B \rightarrow Hb \rightarrow b\bar{b}b$ events are simulated at LO, modelled using the universal FEYNRULES output [52, 53] and the MC generator MADGRAPH5_aMC@NLO, interfaced to PYTHIA 8 for parton-shower simulation. Several mass hypotheses are considered for signals in the range $700 < m_B < 1800$ GeV, in steps of 100 GeV for total decay widths of 1 GeV, representing the narrow-width categories. Signal events for B quarks with large widths (10, 20, or 30% of the mass hypothesis) are also generated in the same mass range. All B quarks are generated with left-handed chirality, but the effect on the kinematic distributions of only considering one chirality is found to be negligible. Interference between the signal and the SM background is negligible.

Simulations using LO and NLO calculations, respectively, use the LO and NLO NNPDF3.0 [54] sets of parton distribution functions (PDFs). All signal and background events are processed using GEANT 4 [55] to provide a full simulation of the CMS detector. The generated events are also reweighted to account for the dependence of the reconstruction efficiency on the number of pileup interactions in the collisions.

4 Interpretation framework

The total cross section for the single production and decay of a B quark with final state X can be written as:

$$\sigma(C_1, C_2, m_B, \Gamma_B, X) = C_1^2 C_2^2 \hat{\sigma}_{AW}(m_B, \Gamma_B), \quad (1)$$

where C_1 and C_2 are the production and decay couplings corresponding to the interactions through which a B quark is produced and decays, and $\hat{\sigma}_{AW}$ is the reduced cross section for a resonance of arbitrary width (AW). This width can be written as $\Gamma_B = \Gamma(C_i, m_B, m_{\text{decays}})$, as it depends on the B quark mass, on the masses of all its decay products, and on its couplings to all decay channels, C_i .

Equation (1) is valid in all width regimes. However, when Γ_B/m_B approaches zero, it is possible to factorize production and decay and to write the cross section as:

$$\sigma(C_1, C_2, m_B, \Gamma_B) = \sigma_{\text{prod}}(C_1, m_B) \mathcal{B}_{B \rightarrow X} = C_1^2 \hat{\sigma}_{NWA}(m_B) \mathcal{B}_{B \rightarrow X}, \quad (2)$$

where C_1 is the B production coupling, and information for the parameters C_2 and Γ_B are included in the branching fraction for the specific B quark decay, in this case $\mathcal{B}_{B \rightarrow X}$, while $\hat{\sigma}_{NWA}(m_B)$ is the reduced cross section in the narrow-width approximation (NWA).

Our assumptions have the B quark decaying into Hb, Zb, and Wt with branching fractions that are specified in the model. The couplings of the B quark to SM bosons and quarks can be parametrized as: $c_Z = e/(2c_W s_W \kappa_Z)$, $c_W = e/(\sqrt{2}s_W \kappa_W)$, and $c_H = (m_B \kappa_H)/v$, where e is the electric charge of the proton, $v = 246$ GeV is the vacuum-expectation value for the field of the Higgs boson, c_W and s_W are the cosine and sine of the weak mixing angle θ_W , and κ is a coupling strength that can be fixed to obtain the desired width. Numerically, $e/(2c_W s_W) = 0.370$, and $c_W = e/(\sqrt{2}s_W) = 0.458$. For the process under consideration, we can set $C_1 \equiv c_Z$ and $C_2 \equiv c_H$.

The κ values can be related to the mixing angle between the vector-like B quark and the b quark [56], and correspond to left- and right-handed couplings, which are the dominant chiralities for a singlet or part of a doublet B quark, respectively. For small values of κ , corresponding to the NWA regime, the following relations hold to excellent approximation: for a B singlet $\kappa_Z \approx \kappa_H \approx \kappa_W \approx \kappa$, while for a (T,B) doublet (where T is a vector-like quark with electrical charge 2/3) with no vector-like top quark Yukawa coupling, $\kappa_Z \approx \kappa_H \approx \kappa$, and $\kappa_W = 0$. By imposing these relations among the κ values, and fixing the Γ_B/m_B ratio to 1%, κ is ≈ 0.1 in the whole range of explored masses. Table 1 provides the values for $\hat{\sigma}_{\text{NWA}}$ and the physical cross sections in the NWA for the $pp \rightarrow \text{Bbq}$ process. The CTEQ6L PDF set [57] is used in this calculation.

To interpret the results in a model-independent way, the mechanism through which the B quarks achieve large widths is not specified, and Γ_B is considered as a free parameter. The relations among the κ_X (with $X = W, Z, H$), corresponding to the NWA limit ($\kappa_Z = \kappa_H = \kappa_W = \kappa$), are imposed for the large-width regime. With this assumption, the total width Γ_B is always proportional to κ^2 , and therefore κ can be chosen to obtain a specific Γ_B/m_B ratio. However, with the assumption relaxed, in a simplified model, new physics can be invoked to generate the required couplings.

Table 1: Cross sections for $pp \rightarrow \text{Bbq}$, with the ratio Γ_B/m_B fixed to 1% (NWA). The couplings and branching fractions in simplified models are calculated using the equations in the text. The uncertainties in the production cross sections correspond to the halving and doubling of the QCD renormalization and factorization scales

m_B (GeV)	$\hat{\sigma}_{\text{NWA}}$ (pb)	Singlet model					Doublet model			
		κ	$\mathcal{B}_{B \rightarrow Wt}$	$\mathcal{B}_{B \rightarrow Zb}$	$\mathcal{B}_{B \rightarrow Hb}$	σ_{NWA} (pb)	κ	$\mathcal{B}_{B \rightarrow Zb}$	$\mathcal{B}_{B \rightarrow Hb}$	σ_{NWA} (pb)
700	31.30 $^{+28\%}_{-20\%}$	0.18	0.466	0.271	0.263	0.1631	0.25	0.499	0.501	0.5720
800	21.50 $^{+29\%}_{-21\%}$	0.16	0.474	0.276	0.260	0.0830	0.22	0.499	0.501	0.3003
900	15.10 $^{+30\%}_{-21\%}$	0.14	0.489	0.263	0.258	0.0451	0.19	0.500	0.500	0.1666
1000	10.80 $^{+31\%}_{-23\%}$	0.13	0.483	0.261	0.256	0.0257	0.17	0.500	0.500	0.0962
1100	7.85 $^{+32\%}_{-22\%}$	0.11	0.486	0.259	0.255	0.0153	0.16	0.500	0.500	0.0580
1200	5.77 $^{+33\%}_{-23\%}$	0.10	0.489	0.257	0.254	0.0094	0.15	0.500	0.500	0.0358
1300	4.29 $^{+34\%}_{-23\%}$	0.10	0.490	0.256	0.254	0.0059	0.13	0.500	0.500	0.0227
1400	3.23 $^{+34\%}_{-23\%}$	0.09	0.492	0.255	0.253	0.0038	0.12	0.500	0.500	0.0147
1500	2.45 $^{+35\%}_{-25\%}$	0.08	0.493	0.254	0.253	0.0025	0.12	0.500	0.500	0.0097
1600	1.86 $^{+36\%}_{-24\%}$	0.08	0.494	0.254	0.252	0.0017	0.11	0.500	0.500	0.0065
1700	1.44 $^{+37\%}_{-24\%}$	0.07	0.494	0.254	0.252	0.0011	0.10	0.500	0.500	0.0044
1800	1.11 $^{+37\%}_{-25\%}$	0.07	0.495	0.253	0.252	0.0008	0.10	0.500	0.500	0.0031

Table 2 reports the cross sections integrated over the phase space of q and b, the particles produced in association with the B quark (see Fig. 1), for fixed values of Γ_B/m_B , with configurations of κ corresponding to singlet (σ_S) and doublet (σ_D) representations. Given the yields for a doublet in the Zb and Hb decay modes, these couplings at fixed width are larger than for

singlets, and as a consequence $\sigma_D > \sigma_S$.

Table 2: Cross sections for $pp \rightarrow Bbq$ for three values of the Γ_B/m_B ratio. The conditions assume that singlets and doublets have $\kappa_W = \kappa_Z = \kappa_H \equiv \kappa$, $\kappa_W = 0$ and $\kappa_Z = \kappa_H \equiv \kappa$, respectively. For each Γ_B/m_B , we provide the values of $\tilde{\sigma}_{AW}$ and of the physical cross sections for both the singlet and doublet models, σ_S and σ_D respectively. The uncertainties in the production cross sections correspond to the halving and doubling of the QCD renormalization and factorization scales. The values of κ are listed in the parentheses.

m_B (GeV)	$\Gamma_B/m_B = 10\%$			$\Gamma_B/m_B = 20\%$			$\Gamma_B/m_B = 30\%$		
	$\tilde{\sigma}_{AW}$ (pb)	σ_S (fb) (κ)	σ_D (fb) (κ)	$\tilde{\sigma}_{AW}$ (pb)	σ_S (fb) (κ)	σ_D (fb) (κ)	$\tilde{\sigma}_{AW}$ (pb)	σ_S (fb) (κ)	σ_D (fb) (κ)
700	3.01	400 (0.588)	1378 (0.8010)	1.43	759 (0.832)	2616 (1.130)	0.899	1074 (1.020)	3703 (1.390)
800	2.10	203 (0.508)	726 (0.699)	1.00	386 (0.719)	1377 (0.9880)	0.634	552 (0.880)	1968 (1.210)
900	1.51	111 (0.448)	406 (0.619)	0.719	212 (0.633)	775 (0.876)	0.454	301 (0.776)	1101 (1.070)
1000	1.09	63.7 (0.401)	237 (0.556)	0.523	122 (0.567)	453 (0.787)	0.331	174 (0.694)	647 (0.964)
1100	0.807	38.2 (0.363)	144 (0.505)	0.386	73.2 (0.513)	276 (0.714)	0.246	105 (0.628)	394 (0.875)
1200	0.601	23.6 (0.331)	89.7 (0.463)	0.290	45.5 (0.468)	173 (0.654)	0.185	65.2 (0.574)	248 (0.801)
1300	0.451	14.9 (0.305)	57.1 (0.427)	0.220	29.0 (0.431)	111 (0.603)	0.141	41.9 (0.528)	160 (0.739)
1400	0.342	9.70 (0.283)	37.2 (0.396)	0.167	18.9 (0.400)	72.9 (0.560)	0.108	27.5 (0.489)	106 (0.686)
1500	0.262	6.42 (0.263)	24.9 (0.369)	0.129	12.6 (0.372)	48.9 (0.522)	0.0836	18.4 (0.456)	71.3 (0.640)
1600	0.203	4.34 (0.246)	16.9 (0.346)	0.101	8.61 (0.349)	33.5 (0.489)	0.0651	12.5 (0.427)	48.7 (0.599)
1700	0.158	2.99 (0.232)	11.6 (0.326)	0.0788	5.94 (0.328)	23.2 (0.460)	0.0514	8.71 (0.401)	34.0 (0.564)
1800	0.124	2.08 (0.219)	8.13 (0.307)	0.0621	4.16 (0.309)	16.3 (0.435)	0.0408	6.14 (0.379)	24.0 (0.532)

5 Event selection

This analysis searches for a Higgs boson and a bottom quark arising from the decay of a B quark, and the decay of the Higgs boson into a pair of b quarks. An additional light-flavour quark, resulting from the production mechanism and produced in the forward direction (see Fig. 1), is also present. For values of m_B much larger than the Higgs boson mass, the decay products of the B quark are expected to have large p_T . The two b quarks originating from the Higgs boson tend therefore to emerge very close to each other in η - ϕ space, resulting in a single large jet.

The data are collected through an online selection (trigger) based on jet activity H_T , defined as the scalar p_T sum of all AK4 jets with $p_T > 30$ GeV and $|\eta| < 3$. The jet activity threshold for this trigger is 900 GeV. Collisions containing at least one jet reconstructed through the HLT system with $p_T > 450$ GeV are also selected, to increase the HLT efficiency. At the analysis level, H_T is recalculated using AK4 jets with $p_T > 50$ GeV and $|\eta| < 2.4$, and $H_T > 950$ GeV is required. This offline selection corresponds to a trigger efficiency in excess of 87%.

Events are preselected if they contain three or more AK4 jets with $p_T > 30$ GeV and $|\eta| < 4$, among which there must be at least one b-tagged jet with $|\eta| < 2.4$. A veto is applied to events with one or more leptons to ensure that the selection criteria do not overlap with those used for searches for the B quark in leptonic final states. Selected events are further required to have at least one large Higgs-tagged AK8 jet, fulfilling the Higgs boson tagging requirements as described in Section 2. The Higgs boson tagging efficiency is 10–20%, depending on the value of m_B . Figure 2 compares to data the b-tagged subjet multiplicity expected for simulated background and for signal processes.

The B quark is reconstructed from the Higgs jet candidate along with a nonoverlapping b-tagged jet. The b quark from B quark decay is usually highly energetic ($p_T > 200$ GeV), thus the b jet with the highest p_T is chosen, and this reduces significantly the combinatorial background.

Furthermore, to reduce overlaps with the decay products of the Higgs boson, a condition is applied on the distance between the two objects in (η, ϕ) , requiring $\Delta R(b, H) > 1.2$.

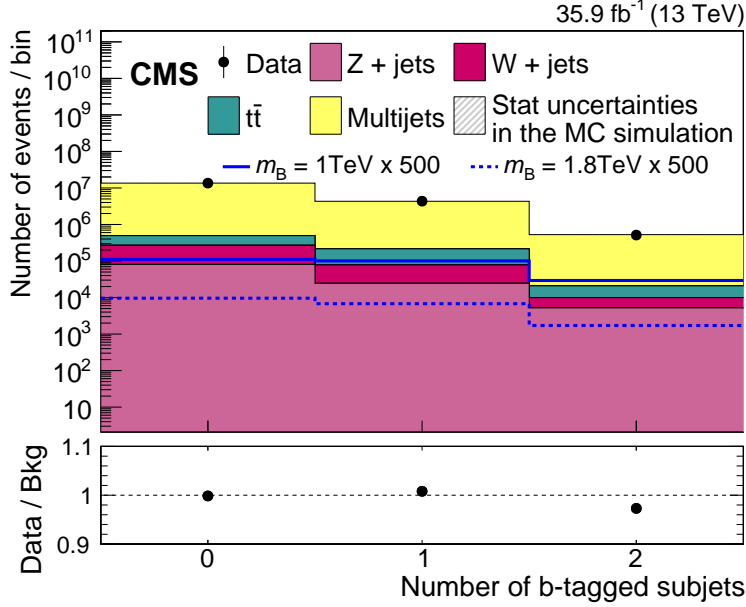


Figure 2: The b-tagged subjet multiplicity of AK8 jets in events passing preselection criteria. The lower panel shows the ratio of data to the MC background prediction. The normalization of the contributions from signals at $m_B = 1$ and 1.8 TeV is multiplied by a factor of 500. Background events are normalized to data. Only the statistical uncertainties are taken into consideration here, and they are too small to be visible.

To further reduce the multijet background and the contamination from gluon-like jets, H_T is required to be in excess of 950 GeV for smaller mass values of $700 < m_B < 1500$ GeV, while for $1500 < m_B < 1800$ GeV, a trigger with a threshold of $H_T > 1250$ GeV is chosen. In what follows, we refer to the former as the “low-mass analysis” and to the latter as the “high-mass analysis”.

The signal to background discrimination is enhanced by exploiting the distinctive presence of a forward jet. Events are therefore separated into categories based on the forward-jet multiplicity. A high-purity category is obtained by requiring at least one forward jet. A second category that contains a large fraction of events from both signal and background, is defined requiring no forward jets. The forward-jet multiplicity expected for background and signal events after preselection is compared to data in Fig. 3. After all the selections are implemented, we reach signal efficiencies ranging from 2% or less at low masses, to larger values at larger m_B , as a result of the optimization of the analysis for highly-boosted topologies. The disagreement between data and simulation at large forward-jet multiplicities does not affect the analysis, as the background contribution in the signal region is estimated from data. Moreover, the effect on the measurement is negligible since the majority of vector-like B quark events contain less than 2 forward jets, for which the simulated and observed yields are consistent after preselection.

6 Signal extraction

A potential signal would manifest itself as a localized excess over the expected background in the spectrum of the reconstructed mass m_{bH} . A binned maximum likelihood fit is performed

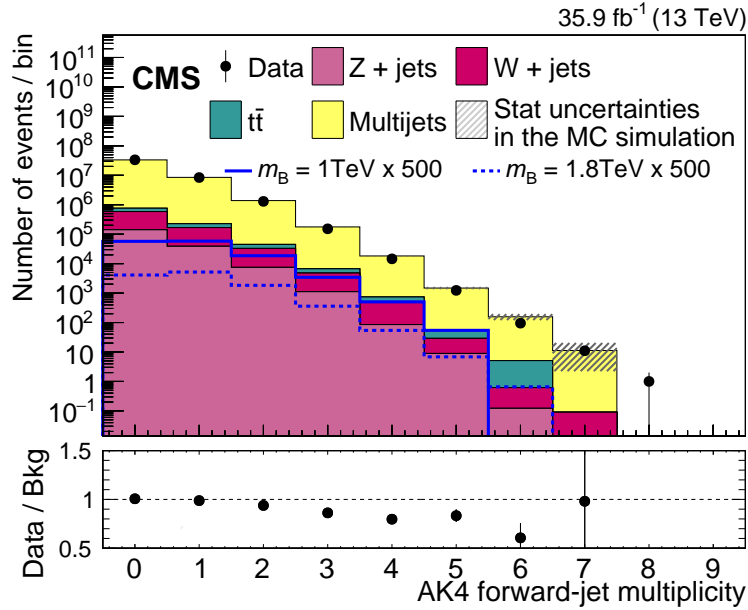


Figure 3: Multiplicity of forward jets before event categorization. The normalization of the signal contributions is multiplied by a factor of 500. All the contributions to background are obtained from Monte Carlo simulation and are normalized to data. The lower panel shows the ratio of data to background. We show only the statistical uncertainties.

to the m_{bH} distribution to extract a signal, exploiting the characteristic structure of the reconstructed B quark mass spectrum.

Multijet events constitute the dominant source of background in this search. An additional contribution of 5–7% arises from $t\bar{t}$ events. To reduce the dependence of the maximum-likelihood fit on the modelling of the multijet background in simulation, the contribution from this background is obtained from data. The procedure we use to estimate the yield of such events in the signal region is referred to as the “ABCD method” (discussed below), but its dependence on m_{bH} is taken from a background-enriched control region in data. A minor contribution ($\approx 1\%$) to the background arises from other SM sources, such as Z+jets and W+jets events. Both $t\bar{t}$ events and these minor backgrounds are estimated from simulation. The normalization of multijet events in the signal region is estimated using three data control regions, enriched in background events. These regions, in addition to the one enriched in signal events, are sampled in a two-dimensional phase space defined by two variables: the b-tagged subjet multiplicity of the Higgs jet and its reconstructed mass, m_j . From a check on the simulation, the number of b-tagged subjets is not correlated with m_j . The four regions used to define the ABCD method are: (i) region A, with two b-tagged subjets, and $105 < m_j < 135 \text{ GeV}$, (ii) region B, with two b-tagged subjets, and $75 < m_j < 105 \text{ GeV}$ or $m_j > 135 \text{ GeV}$, (iii) region C, with one b-tagged subjet, and $105 < m_j < 135 \text{ GeV}$, and (iv) region D, with one b-tagged subjet, and $75 < m_j < 105 \text{ GeV}$ or $> 135 \text{ GeV}$.

Region A is the signal region, defined by the selection criteria described in the previous section. The multijet background yield in the signal region is obtained from regions B, C, and D, which are background enriched. Assuming that the b-tagged subjet multiplicity and the Higgs boson mass are uncorrelated, the number of background events in the four regions follows the relationship:

$$N_A/N_C = N_B/N_D, \quad (3)$$

where N_A , N_B , N_C , and N_D are the yields in regions A, B, C, and D, respectively. Thus, the number of background events in the signal region A is given by:

$$N_A = N_C N_B / N_D, \quad (4)$$

after subtracting the $t\bar{t}$ contribution predicted in the MC simulation. The contributions from Z+jets and W+jets backgrounds are not subtracted as they are negligible.

The m_B distribution of the multijet background in the signal region is estimated from the m_{bH} distribution in region C, since the reconstructed m_{bH} spectrum is not expected to be correlated with the b jet multiplicity. The compatibility of the distributions in regions A and C is verified using simulated multijet events, and cross-checked in data.

In addition, the method is validated using a signal-depleted region from sidebands at large mass. Here, two regions (A' and C') are defined, similar to A and C in the mass region $135 < m_J < 165$ GeV. Two control regions (B' and D') are defined requiring $75 < m_J < 105$ GeV or $m_J > 165$ GeV, respectively, with 2 or 1 b-tagged subjets. The background distribution estimated in region A', using the method described above, agrees with the observed data in region A'. The systematic uncertainty in the normalization of the multijet background is taken to be equal to the observed difference between the predicted and the measured yields in region A'. It amounts to 10% in the high purity category, and 5% in the category with no forward jets.

7 Systematic uncertainties

The systematic effect of each source of uncertainty is evaluated by propagating the uncertainty in the input parameters to the reconstructed B quark mass distribution and to the event yield. Then, the uncertainties in the event yield and in the m_{bH} distribution for signal and background processes are taken into account as “nuisance” parameters that are integrated over in the statistical process of inferring the resultant parameters.

The statistical uncertainties in the background estimate of multijet production from control samples in data are propagated to m_{bH} in the signal region by changing the observed event yields in regions B and D, up and down by one standard deviation, and recalculating the expected distribution in the signal region. As the expected multijet distribution in m_{bH} is estimated from region C, its statistical uncertainty in this region is considered in the signal extraction. In addition to the normalization, this uncertainty affects the distribution of the background m_{bH} in the signal region. Therefore, a systematic uncertainty in the estimated shape of this distribution, arising from the limited number of events in the observed m_{bH} spectrum in region C, was derived by allowing the content of each bin to fluctuate independently according to Poisson statistics.

An additional systematic uncertainty in the estimated multijet background is obtained from the difference between the observed and predicted yields in the check, in the validation step that uses large-mass sideband regions, described in Section 6, and corresponds to ≈ 5 –10%.

The systematic uncertainties from the limited number of simulated events and background estimates from simulation are also included by fluctuating each bin of the m_{bH} distribution independently, according to Poisson statistics.

Additional systematic uncertainties in simulated signal and background distributions originate from the corrections applied to rescale simulated distributions to data. Other such uncertainties are listed below. An uncertainty of 2.5% [58] in the measured integrated luminosity is used just to account for the total event yields.

The corrections to account for the difference between the b tagging efficiency measured in data and in simulation are changed up and down by their uncertainties in both AK4 jets and subjets. The reconstructed four-momenta of the AK4 and AK8 jets are also shifted by ± 1 standard deviation in the jet energy scale and resolution, and propagated to m_{bH} . In addition, the pruned mass scale and resolution of the Higgs-tagged jet are changed within their uncertainties, affecting the m_{bH} spectrum by 0.5–5.5%.

All simulated events are weighted to match the distribution of pileup interactions. The corresponding uncertainty is obtained by changing the total inelastic cross section by $\pm 4.6\%$, which is used to calculate the pileup distribution in data. Scale factors are applied to account for differences between the trigger efficiency measured in data and in simulated events, with the uncertainties in the scale factors applied as a function of H_T and propagated to the m_{bH} distribution.

An additional uncertainty is applied to the simulated signal and backgrounds to account for discrepancies in the modelling of the forward jet multiplicity. The magnitude of this effect is obtained by considering the difference between the event yield in data and in MC, and results in an uncertainty of 0.5% for the category with no forward jets, and 2.0% for the category with at least one jet in the forward region.

The uncertainties from the choice of factorization and renormalization scales, μ_F and μ_R , are taken into account by halving and doubling the nominal values and using the combination of μ_F and μ_R leading to the maximal change. The resulting uncertainty in signal acceptance is as small as 1.3%, depending on the mass hypothesis. Larger effects (15–25%) are observed in the overall normalization and acceptance in simulated backgrounds. In addition, the uncertainty from the choice of PDF is estimated by reweighting the simulated signal and background events using the NNPDF3.0 [59–61] set of eigenvectors.

A summary of the systematic uncertainties considered in this analysis, along with their effect when propagated to the reconstructed B mass, is presented in Table 3.

8 Results

A binned maximum likelihood fit is performed to the m_{bH} distribution in Fig. 4, where the dominant multijet background is estimated from data, as discussed in Section 6. The fitted m_{bH} distributions are presented in Fig. 5, while the expected yields are listed in Table 4 for the backgrounds, and for two signal hypotheses ($m_{bH} = 1000$ and 1800 GeV), together with their observed yields. The observed distributions are consistent with the background-only hypothesis in all the categories. Upper limits are set therefore on the product of the cross section and branching fraction of a B quark decaying to Hb, produced in association with another b quark and a light-flavoured quark, as a function of m_{bH} . Exclusion limits at 95% confidence level (CL) are calculated using a modified frequentist approach and a profile likelihood ratio as test statistic, in an asymptotic approximation [62–64]. The combination of the two forward-jet multiplicity-based categories increases the sensitivity of the analysis by up to 20% relative to that obtained when only requiring at least one jet in the $|\eta| > 2.4$ region of the detector.

Systematic uncertainties described in Section 7 are treated as nuisance parameters affecting the rate of the expected m_{bH} distribution. Both the uncertainties affecting the normalization, modelled using log-normal priors, and uncertainties in distributions are included in the fit [65].

The observed and expected combined upper limits from the two categories are given in Fig. 6. Assuming a narrow width, values of $\sigma \mathcal{B}(Hb)$ between 0.07–1.28 pb are excluded at the 95%

Table 3: Summary of systematic uncertainties in background events. The quantification of the effects quoted in the table reflects the uncertainties in the event yields. All uncertainties are considered in the simulated background events, except the one on background estimation that affects only the data-based estimate of the multijet process. All the systematic uncertainties apply to both categories of forward-jet multiplicity, except for the case of the modelling of the forward jets, where the first entry corresponds to the category with no forward jets, and the second entry to the category with at least one jet in the forward region.

Source	Effect
Luminosity	2.5%
b tagging efficiency	0–9%
Misidentification efficiency	0–2%
Pileup modelling	0–12%
Trigger	<0.5%
PDF	1.0–4.5%
μ_R and μ_F	15–25%
Jet energy scale	1–7%
Jet energy resolution	1.0–1.5%
Jet mass scale	0–5%
Jet mass resolution	0–4%
MC Statistical accuracy	1–4%
Mismodelling of forward jets	0.5/2.0%
Background estimation	5–10%

confidence level, for masses in the range 700–1800 GeV. Upper limits are compared with the predictions calculated at NLO [53] for both singlet and doublet B quark models, assuming narrow widths and $\mathcal{B}(H_b) \approx 25\%$. Figure 6 also shows the observed and expected upper limits on the product of the cross section and branching fraction for B quarks with intrinsic widths fixed to $\Gamma_B/m_B = 10, 20, \text{ and } 30\%$. Sensitivities similar to those for negligible widths are observed for exclusion limits that lie between 0.08 and 1.97, 0.11 and 1.32, and 0.10 and 1.22 pb, respectively, for the 10, 20, and 30% Γ_B/m_B values.

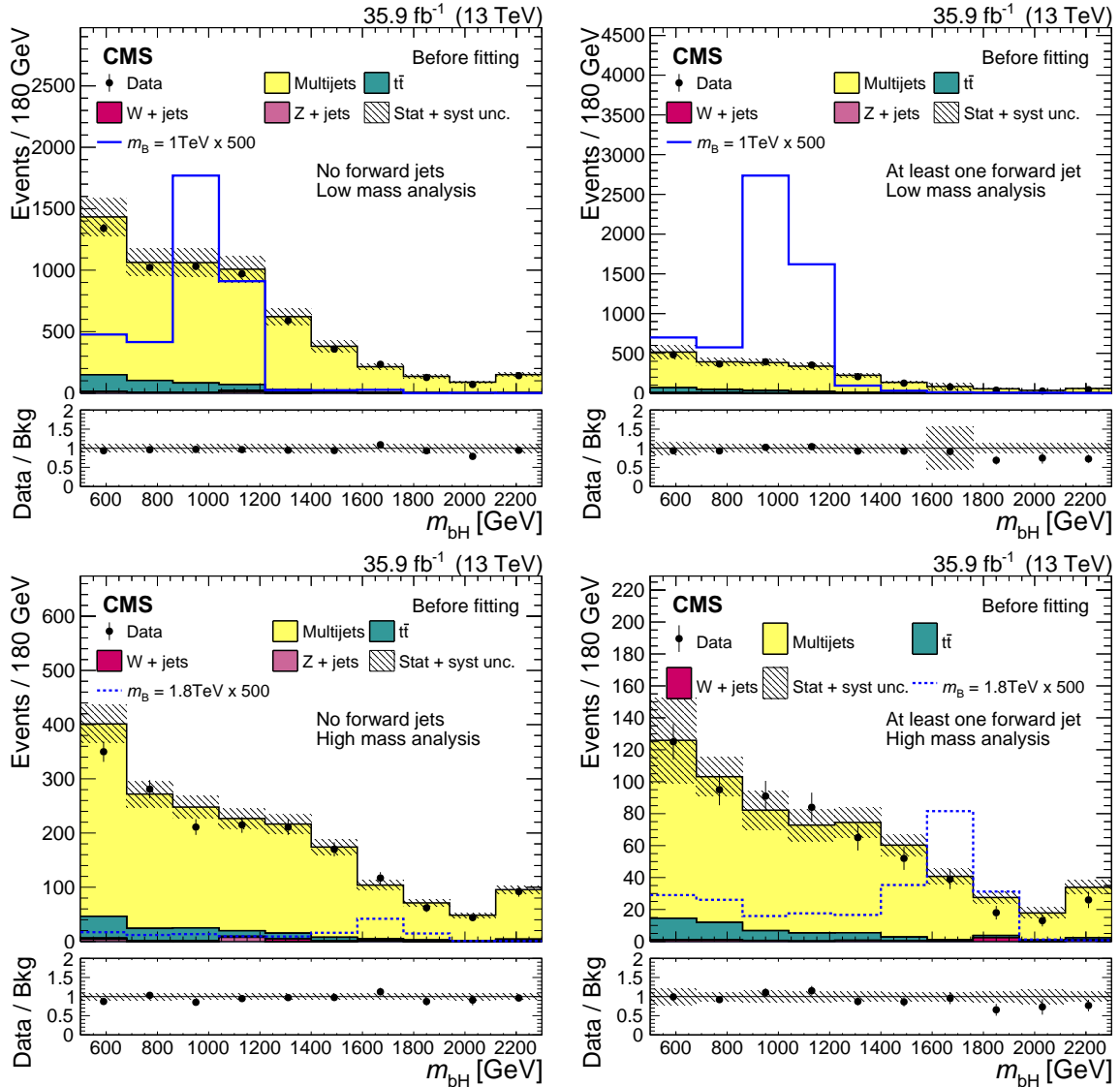


Figure 4: Distribution in the reconstructed B quark mass, after applying all selections to events with no forward jets (left) and to events with at least one forward jet (right), compared to the background distributions estimated before fitting. The upper and lower plots refer to the low- and high-mass m_B analyses, respectively. The expectations for signal MC events are given by the blue histogram lines. The different background contributions are indicated by the colour-filled histograms, and are obtained from Monte Carlo simulation, except for the multijets component, which is derived from data. The grey-hatched error band shows total uncertainties in the background expectation. The ratios of observations to background expectations are given in the lower panels, together with the total uncertainties prior to fitting, indicated by the grey-hatched band.

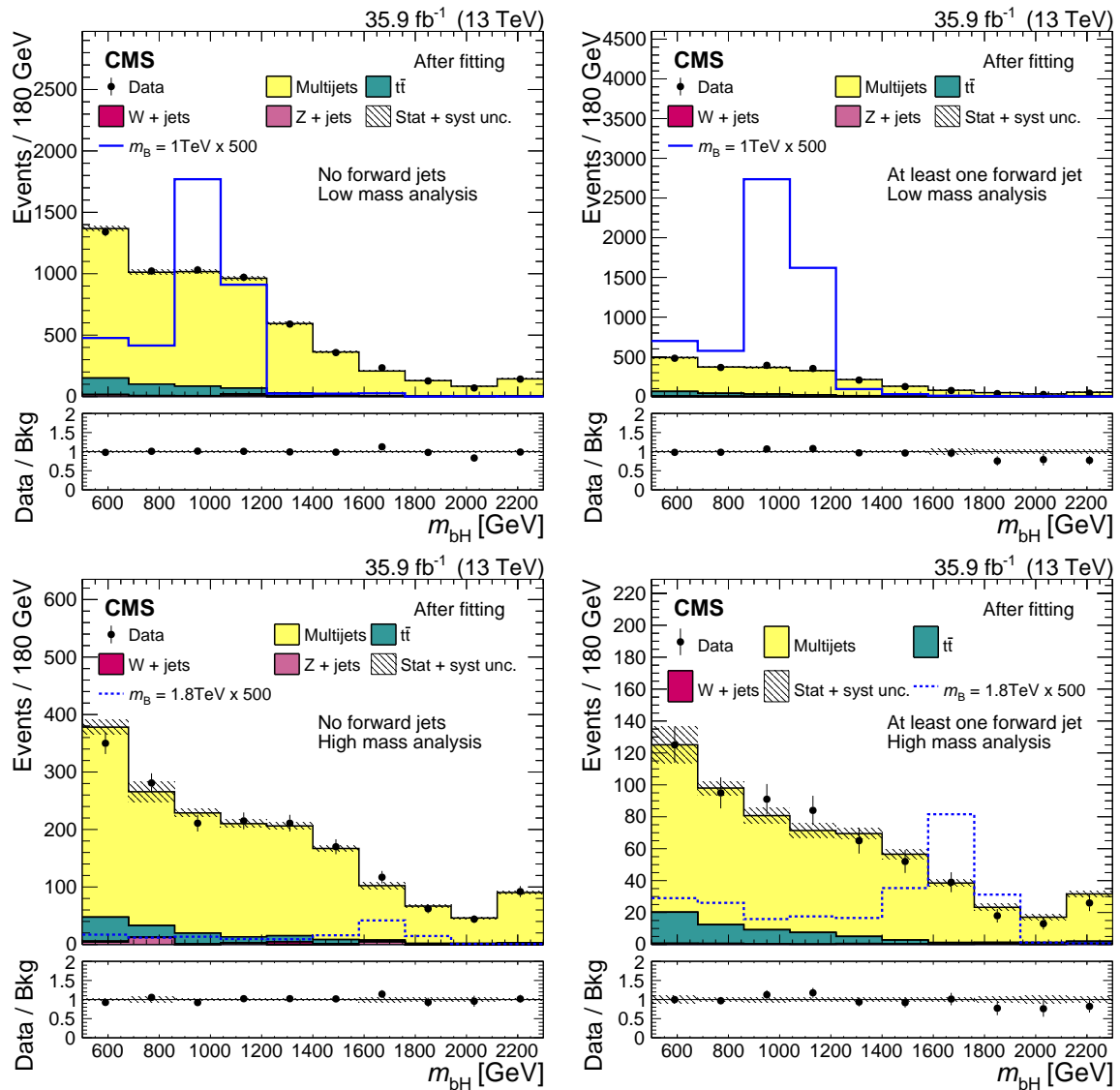


Figure 5: Distribution in the reconstructed B quark mass after applying all selections to events with no forward jets (left) and to events with at least one forward jet (right), compared to the background distributions estimated after fitting. The upper and lower plots refer to the low- and high- m_B analyses, respectively. The expectations for signal MC events are given by the blue lines. The different background contributions are indicated by the colour-filled histograms, and are obtained from Monte Carlo simulation, except for the multijets component, which is derived from data. The grey-hatched error band shows total uncertainties in the background expectation. The ratios of the observations to background expectations are given in the lower panels, together with the total uncertainties after fitting, indicated by the grey-hatched band.

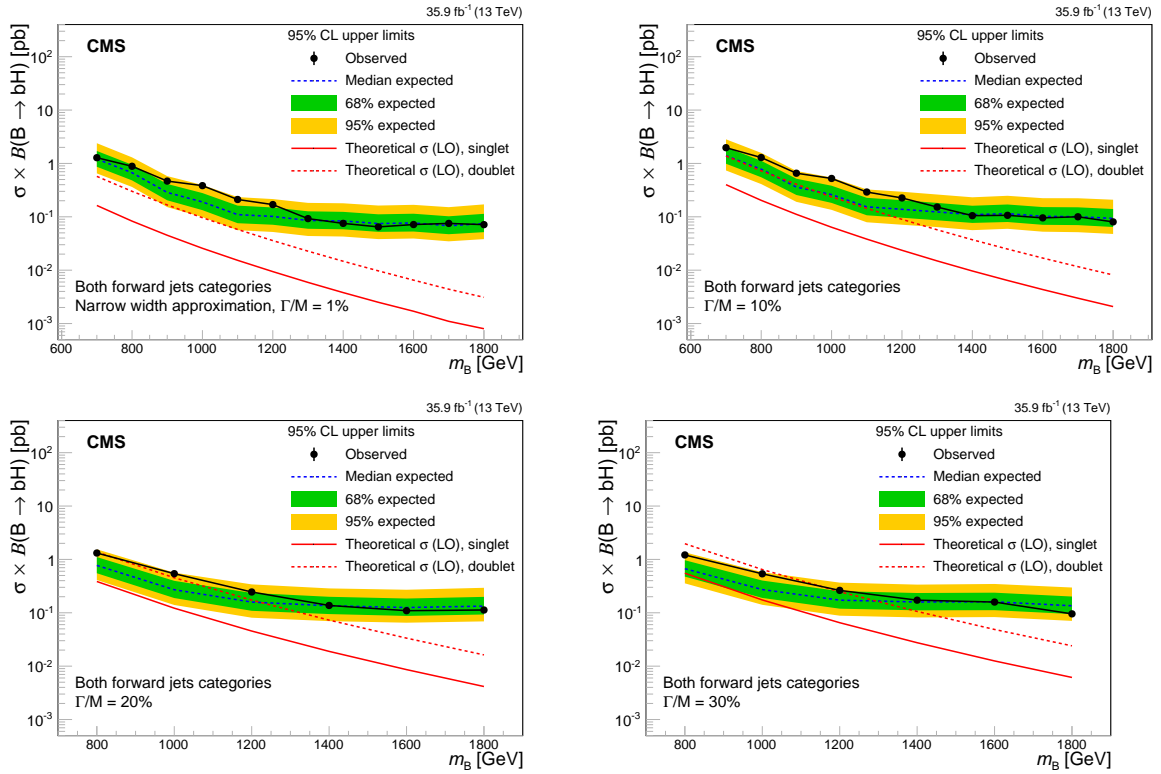


Figure 6: The median observed and expected 95% CL upper limits on the product of the B quark production cross section and branching fraction as a function of the signal mass, assuming narrow-width resonances (upper-left) and widths of 10 (upper-right), 20 (lower-left), and 30% (lower-right) of the resonance mass for the B quark. The results are shown for the combination of 0 and >0 forward-jet categories. The continuous red curves correspond to the theoretical expectations for singlet and doublet models.

Table 4: Observed and expected fitted number of events in the signal ranges of $700 < m_B < 1500$ and $1500 < m_B < 1800$ GeV, and expected signal at $m_B = 1000$ and 1800 GeV. The multijet background is obtained from data, while the yields for the other sources of background are obtained from MC simulation. The combined statistical and systematic uncertainties correspond to the quadrature of the statistical and systematic uncertainties.

Category	Source	$700 < m_B < 1500$ GeV	$1500 < m_B < 1800$ GeV
No forward jets	$t\bar{t}$	394 ± 46	117 ± 18
	W+jets	29 ± 13	10.5 ± 4.3
	Z+jets	43 ± 15	23 ± 23
	Multijets	5416 ± 60	1612 ± 24
	Total background	5882 ± 42	1762 ± 26
	Observed in data	5886 ± 77	1753 ± 42
	Expected signal	7.3 ± 0.3	0.27 ± 0.01
>0 forward jets	$t\bar{t}$	163 ± 20	58 ± 17
	W+jets	11.5 ± 4.2	4.3 ± 1.4
	Z+jets	2^{+10}_{-2}	—
	Multijets	1938 ± 23	549 ± 10
	Total background	2115 ± 21	612 ± 15
	Observed in data	2107 ± 46	608 ± 25
	Expected signal	11.5 ± 0.3	0.51 ± 0.01

9 Summary

A search has been presented for electroweak production of vector-like B quarks with charge $-1/3 e$, decaying to a bottom quark and a Higgs boson (H). The analysis uses a data sample corresponding to an integrated luminosity of 35.9 fb^{-1} , collected in pp collisions at $\sqrt{s} = 13 \text{ TeV}$.

No significant deviations are observed relative to the standard model prediction, and upper limits are placed on the product of the cross section and the branching fraction of the B quark.

Expected and observed limits at 95% confidence level vary from 1.20 to 0.07 pb and from 1.28 to 0.07 pb, respectively, for B quark masses in the range considered, which extends from 700 to 1800 GeV. The search is performed under the hypothesis of a singlet or doublet B quark of narrow width decaying to Hb with a branching fraction of approximately 25%. The possibility of having non-negligible resonant widths is also studied. Limits obtained on the production of B quarks with widths of 10, 20, and 30% of the resonance mass are comparable to those found for the narrow-width approximation. This search extends existing knowledge on vector-like quarks, by interpreting the results in a new theoretical framework with non-negligible resonance widths, and investigating the final state with a bottom quark and a Higgs boson for the first time.

Acknowledgments

We congratulate our colleagues in the CERN accelerator departments for the excellent performance of the LHC and thank the technical and administrative staffs at CERN and at other CMS institutes for their contributions to the success of the CMS effort. In addition, we gratefully acknowledge the computing centers and personnel of the Worldwide LHC Computing Grid for delivering so effectively the computing infrastructure essential to our analyses. Finally, we acknowledge the enduring support for the construction and operation of the LHC and the CMS detector provided by the following funding agencies: BMWF and FWF (Austria); FNRS and FWO (Belgium); CNPq, CAPES, FAPERJ, and FAPESP (Brazil); MES (Bulgaria); CERN; CAS, MoST, and NSFC (China); COLCIENCIAS (Colombia); MSES and CSF (Croatia); RPF (Cyprus); SENESCYT (Ecuador); MoER, ERC IUT, and ERDF (Estonia); Academy of Finland, MEC, and HIP (Finland); CEA and CNRS/IN2P3 (France); BMBF, DFG, and HGF (Germany); GSRT (Greece); OTKA and NIH (Hungary); DAE and DST (India); IPM (Iran); SFI (Ireland); INFN (Italy); MSIP and NRF (Republic of Korea); LAS (Lithuania); MOE and UM (Malaysia); BUAP, CINVESTAV, CONACYT, LNS, SEP, and UASLP-FAI (Mexico); MBIE (New Zealand); PAEC (Pakistan); MSHE and NSC (Poland); FCT (Portugal); JINR (Dubna); MON, RosAtom, RAS, RFBR and RAEP (Russia); MESTD (Serbia); SEIDI, CPAN, PCTI and FEDER (Spain); Swiss Funding Agencies (Switzerland); MST (Taipei); ThEPCenter, IPST, STAR, and NSTDA (Thailand); TUBITAK and TAEK (Turkey); NASU and SFFR (Ukraine); STFC (United Kingdom); DOE and NSF (USA).

Individuals have received support from the Marie-Curie program and the European Research Council and Horizon 2020 Grant, contract No. 675440 (European Union); the Leventis Foundation; the A. P. Sloan Foundation; the Alexander von Humboldt Foundation; the Belgian Federal Science Policy Office; the Fonds pour la Formation à la Recherche dans l'Industrie et dans l'Agriculture (FRIA-Belgium); the Agentschap voor Innovatie door Wetenschap en Technologie (IWT-Belgium); the F.R.S.-FNRS and FWO (Belgium) under the "Excellence of Science - EOS" - be.h project n. 30820817; the Ministry of Education, Youth and Sports (MEYS) of the Czech Republic; the Council of Science and Industrial Research, India; the HOMING PLUS program of the Foundation for Polish Science, cofinanced from European Union, Re-

gional Development Fund, the Mobility Plus program of the Ministry of Science and Higher Education, the National Science Center (Poland), contracts Harmonia 2014/14/M/ST2/00428, Opus 2014/13/B/ST2/02543, 2014/15/B/ST2/03998, and 2015/19/B/ST2/02861, Sonata-bis 2012/07/E/ST2/01406; the National Priorities Research Program by Qatar National Research Fund; the Programa Severo Ochoa del Principado de Asturias; the Thalys and Aristeia programs cofinanced by EU-ESF and the Greek NSRF; the Rachadapisek Sompot Fund for Postdoctoral Fellowship, Chulalongkorn University and the Chulalongkorn Academic into Its 2nd Century Project Advancement Project (Thailand); the Welch Foundation, contract C-1845; and the Weston Havens Foundation (USA).

References

- [1] ATLAS Collaboration, "Observation of a new particle in the search for the standard model Higgs boson with the ATLAS detector at the LHC", *Phys. Lett. B* **716** (2012) 1, doi:10.1016/j.physletb.2012.08.020, arXiv:1207.7214.
- [2] CMS Collaboration, "Observation of a new boson at a mass of 125 GeV with the CMS experiment at the LHC", *Phys. Lett. B* **716** (2012) 30, doi:10.1016/j.physletb.2012.08.021, arXiv:1207.7235.
- [3] ATLAS and CMS Collaborations, "Combined measurement of the Higgs boson mass in pp collisions at $\sqrt{s} = 7$ and 8 TeV with the ATLAS and CMS experiments", *Phys. Rev. Lett.* **114** (2015) 191803, doi:10.1103/PhysRevLett.114.191803, arXiv:1503.07589.
- [4] J. A. Aguilar-Saavedra, R. Benbrik, S. Heinemeyer, and M. Pérez-Victoria, "Handbook of vectorlike quarks: mixing and single production", *Phys. Rev. D* **88** (2013) 094010, doi:10.1103/PhysRevD.88.094010, arXiv:1306.0572.
- [5] M. Schmaltz and D. Tucker-Smith, "Little Higgs review", *Ann. Rev. Nucl. Part. Sci.* **55** (2005) 229, doi:10.1146/annurev.nucl.55.090704.151502, arXiv:hep-ph/0502182.
- [6] D. B. Kaplan and H. Georgi, "SU(2) x U(1) breaking by vacuum misalignment", *Phys. Lett. B* **136** (1984) 183, doi:10.1016/0370-2693(84)91177-8.
- [7] H. Georgi, D. B. Kaplan, and P. Galison, "Calculation of the composite Higgs mass", *Phys. Lett. B* **143** (1984) 152, doi:10.1016/0370-2693(84)90823-2.
- [8] M. J. Dugan, H. Georgi, and D. B. Kaplan, "Anatomy of a composite Higgs model", *Nucl. Phys. B* **254** (1985) 299, doi:10.1016/0550-3213(85)90221-4.
- [9] J. A. Aguilar-Saavedra, "Identifying top partners at LHC", *JHEP* **11** (2009) 030, doi:10.1088/1126-6708/2009/11/030, arXiv:0907.3155.
- [10] A. De Simone, O. Matsedonskyi, R. Rattazzi, and A. Wulzer, "A first top partner hunter's guide", *JHEP* **04** (2013) 004, doi:10.1007/JHEP04(2013)004, arXiv:1211.5663.
- [11] M. Buchkremer, G. Cacciapaglia, A. Deandrea, and L. Panizzi, "Model independent framework for searches of top partners", *Nucl. Phys. B* **876** (2013) 376, doi:10.1016/j.nuclphysb.2013.08.010, arXiv:1305.4172.

-
- [12] G. D. Kribs, T. Plehn, M. Spannowsky, and T. M. P. Tait, “Four generations and Higgs physics”, *Phys. Rev. D* **76** (2007) 075016, doi:10.1103/PhysRevD.76.075016, arXiv:0706.3718.
- [13] S. Banerjee, M. Frank, and S. K. Rai, “Higgs data confronts sequential fourth generation fermions in the Higgs triplet model”, *Phys. Rev. D* **89** (2014) 075005, doi:10.1103/PhysRevD.89.075005, arXiv:1312.4249.
- [14] ATLAS and CMS Collaborations, “Measurements of the Higgs boson production and decay rates and constraints on its couplings from a combined ATLAS and CMS analysis of the LHC pp collision data at $\sqrt{s} = 7$ and 8 TeV”, *JHEP* **08** (2016) 045, doi:10.1007/JHEP08(2016)045, arXiv:1606.02266.
- [15] O. Eberhardt et al., “Joint analysis of Higgs decays and electroweak precision observables in the standard model with a sequential fourth generation”, *Phys. Rev. D* **86** (2012) 013011, doi:10.1103/PhysRevD.86.013011, arXiv:1204.3872.
- [16] CMS Collaboration, “Searches for Higgs bosons in pp collisions at $\sqrt{s} = 7$ and 8 TeV in the context of four-generation and fermiophobic models”, *Phys. Lett. B* **725** (2013) 36, doi:10.1016/j.physletb.2013.06.043, arXiv:1302.1764.
- [17] ATLAS Collaboration, “Search for vector-like B quarks in events with one isolated lepton, missing transverse momentum and jets at $\sqrt{s} = 8$ TeV with the ATLAS detector”, *Phys. Rev. D* **91** (2015) 112011, doi:10.1103/PhysRevD.91.112011, arXiv:1503.05425.
- [18] ATLAS Collaboration, “Search for pair production of a new heavy quark that decays into a W boson and a light quark in pp collisions at $\sqrt{s} = 8$ TeV with the ATLAS detector”, *Phys. Rev. D* **92** (2015) 112007, doi:10.1103/PhysRevD.92.112007, arXiv:1509.04261.
- [19] ATLAS Collaboration, “Search for pair and single production of new heavy quarks that decay to a Z boson and a third-generation quark in pp collisions at $\sqrt{s} = 8$ TeV with the ATLAS detector”, *JHEP* **11** (2014) 104, doi:10.1007/JHEP11(2014)104, arXiv:1409.5500.
- [20] ATLAS Collaboration, “Search for single production of a vector-like quark via a heavy gluon in the 4b final state with the ATLAS detector in pp collisions at $\sqrt{s} = 8$ TeV”, *Phys. Lett. B* **758** (2016) 249, doi:10.1016/j.physletb.2016.04.061, arXiv:1602.06034.
- [21] ATLAS Collaboration, “Search for single production of vector-like quarks decaying into Wb in pp collisions at $\sqrt{s} = 8$ TeV with the ATLAS detector”, *Eur. Phys. J. C* **76** (2016) 442, doi:10.1140/epjc/s10052-016-4281-8, arXiv:1602.05606.
- [22] ATLAS Collaboration, “Search for the production of single vector-like and excited quarks in the Wt final state in pp collisions at $\sqrt{s} = 8$ TeV with the ATLAS detector”, *JHEP* **02** (2016) 110, doi:10.1007/JHEP02(2016)110, arXiv:1510.02664.
- [23] CMS Collaboration, “Search for vector-like charge 2/3 T quarks in proton-proton collisions at $\sqrt{s} = 8$ TeV”, *Phys. Rev. D* **93** (2016) 012003, doi:10.1103/PhysRevD.93.012003, arXiv:1509.04177.
- [24] CMS Collaboration, “Search for pair-produced vectorlike B quarks in proton-proton collisions at $\sqrt{s} = 8$ TeV”, *Phys. Rev. D* **93** (2016) 112009, doi:10.1103/PhysRevD.93.112009, arXiv:1507.07129.

- [25] CMS Collaboration, “Search for top-quark partners with charge 5/3 in the same-sign dilepton final state”, *Phys. Rev. Lett.* **112** (2014) 171801, doi:10.1103/PhysRevLett.112.171801, arXiv:1312.2391.
- [26] CMS Collaboration, “Search for single production of vector-like quarks decaying to a Z boson and a top or a bottom quark in proton-proton collisions at $\sqrt{s} = 13$ TeV”, *JHEP* **05** (2017) 029, doi:10.1007/JHEP05(2017)029, arXiv:1701.07409.
- [27] CMS Collaboration, “Search for single production of a heavy vector-like T quark decaying to a Higgs boson and a top quark with a lepton and jets in the final state”, *Phys. Lett. B* **771** (2017) 80, doi:10.1016/j.physletb.2017.05.019, arXiv:1612.00999.
- [28] CMS Collaboration, “Search for electroweak production of a vector-like quark decaying to a top quark and a higgs boson using boosted topologies in fully hadronic final states”, *JHEP* **04** (2017) 136, doi:10.1007/JHEP04(2017)136, arXiv:1612.05336.
- [29] CMS Collaboration, “Search for single production of vector-like quarks decaying into a b quark and a W boson in proton-proton collisions at $\sqrt{s} = 13$ TeV”, *Phys. Lett. B* **772** (2017) 634, doi:10.1016/j.physletb.2017.07.022, arXiv:1701.08328.
- [30] CMS Collaboration, “The CMS experiment at the CERN LHC”, *JINST* **3** (2008) S08004, doi:10.1088/1748-0221/3/08/S08004.
- [31] CMS Collaboration, “The CMS trigger system”, *JINST* **12** (2017) P01020, doi:10.1088/1748-0221/12/01/P01020, arXiv:1609.02366.
- [32] CMS Collaboration, “Particle-flow reconstruction and global event description with the CMS detector”, *JINST* **12** (2017) P10003, doi:10.1088/1748-0221/12/10/P10003, arXiv:1706.04965.
- [33] M. Cacciari, G. P. Salam, and G. Soyez, “The anti- k_T jet clustering algorithm”, *JHEP* **04** (2008) 063, doi:10.1088/1126-6708/2008/04/063, arXiv:0802.1189.
- [34] CMS Collaboration, “Pileup removal algorithms”, CMS Physics Analysis Summary CMS-PAS-JME-14-001, 2014.
- [35] M. Cacciari, G. P. Salam, and G. Soyez, “FastJet user manual”, *Eur. Phys. J. C* **72** (2012) 1896, doi:10.1140/epjc/s10052-012-1896-2, arXiv:1111.6097.
- [36] CMS Collaboration, “Jet algorithms performance in 13 TeV data”, CMS Physics Analysis Summary CMS-PAS-JME-16-003, 2017.
- [37] CMS Collaboration, “Identification of heavy-flavour jets with the CMS detector in pp collisions at 13 TeV”, (2017). arXiv:1712.07158. Submitted to *JINST*.
- [38] S. D. Ellis, C. K. Vermilion, and J. R. Walsh, “Techniques for improved heavy particle searches with jet substructure”, *Phys. Rev. D* **80** (2009) 051501, doi:10.1103/PhysRevD.80.051501, arXiv:0903.5081.
- [39] S. Catani, Y. L. Dokshitzer, M. H. Seymour, and B. R. Webber, “Longitudinally-invariant k_{\perp} -clustering algorithms for hadron-hadron collisions”, *Nucl. Phys. B* **406** (1993) 187, doi:10.1016/0550-3213(93)90166-M.

- [40] M. Dasgupta, A. Fregoso, S. Marzani, and G. P. Salam, “Towards an understanding of jet substructure”, *JHEP* **09** (2013) 029, doi:10.1007/JHEP09(2013)029, arXiv:1307.0007.
- [41] A. J. Larkoski, S. Marzani, G. Soyez, and J. Thaler, “Soft drop”, *JHEP* **05** (2014) 146, doi:10.1007/JHEP05(2014)146, arXiv:1402.2657.
- [42] J. Alwall et al., “The automated computation of tree-level and next-to-leading order differential cross sections, and their matching to parton shower simulations”, *JHEP* **07** (2014) 079, doi:10.1007/JHEP07(2014)079, arXiv:1405.0301.
- [43] T. Sjöstrand et al., “An introduction to PYTHIA 8.2”, *Comput. Phys. Commun.* **191** (2015) 159, doi:10.1016/j.cpc.2015.01.024, arXiv:1410.3012.
- [44] P. Skands, S. Carrazza, and J. Rojo, “Tuning PYTHIA 8.1: the Monash 2013 tune”, *Euro. Phys. J. C* **74** (2014) 3024, doi:10.1140/epjc/s10052-014-3024-y, arXiv:1404.5630.
- [45] CMS Collaboration, “Event generator tunes obtained from underlying event and multiparton scattering measurements”, *Euro. Phys. J. C* **76** (2016) 155, doi:10.1140/epjc/s10052-016-3988-x, arXiv:1512.00815.
- [46] P. Nason, “A new method for combining NLO QCD with shower Monte Carlo algorithms”, *JHEP* **11** (2004) 040, doi:10.1088/1126-6708/2004/11/040, arXiv:hep-ph/0409146.
- [47] S. Frixione, P. Nason, and G. Ridolfi, “A positive-weight next-to-leading-order Monte Carlo for heavy flavour hadroproduction”, *JHEP* **09** (2007) 126, doi:10.1088/1126-6708/2007/09/126, arXiv:0707.3088.
- [48] S. Frixione, P. Nason, and C. Oleari, “Matching NLO QCD computations with parton shower simulations: the POWHEG method”, *JHEP* **11** (2007) 070, doi:10.1088/1126-6708/2007/11/070, arXiv:0709.2092.
- [49] S. Alioli, P. Nason, C. Oleari, and E. Re, “A general framework for implementing NLO calculations in shower Monte Carlo programs: the POWHEG BOX”, *JHEP* **06** (2010) 043, doi:10.1007/JHEP06(2010)043, arXiv:1002.2581.
- [50] M. Czakon and A. Mitov, “Top++: A program for the calculation of the top-pair cross-section at hadron colliders”, *Comput. Phys. Commun.* **185** (2014) 2930, doi:10.1016/j.cpc.2014.06.021, arXiv:112.5675.
- [51] Y. Li and F. Petriello, “Combining QCD and electroweak corrections to dilepton production in FEWZ”, *Phys. Rev. D* **86** (2012) 094034, doi:10.1103/PhysRevD.86.094034, arXiv:1208.5967.
- [52] C. Degrande et al., “UFO — The Universal FeynRules Output”, *Comput. Phys. Commun.* **183** (2012) 1201, doi:10.1016/j.cpc.2012.01.022, arXiv:1108.2040.
- [53] O. Matsedonskyi, G. Panico, and A. Wulzer, “On the interpretation of top partners searches”, *JHEP* **12** (2014) 097, doi:10.1007/JHEP12(2014)097, arXiv:1409.0100.

- [54] NNPDF Collaboration, “Parton distributions from high-precision collider data”, *Eur. Phys. J. C* **77** (2017) 663, doi:10.1140/epjc/s10052-017-5199-5, arXiv:1706.00428.
- [55] GEANT4 Collaboration, “GEANT 4—a simulation toolkit”, *Nucl. Instrum. Meth. A* **506** (2003) 250, doi:10.1016/S0168-9002(03)01368-8.
- [56] C. Y. Chen, S. Dawson, and E. Furlan, “Vectorlike fermions and Higgs effective field theory revisited”, *Phys. Rev. D* **96** (2017) 015006, doi:10.1103/PhysRevD.96.015006, arXiv:1703.06134.
- [57] J. Pumplin et al., “New generation of parton distributions with uncertainties from global QCD analysis”, *JHEP* **07** (2002) 012, doi:10.1088/1126-6708/2002/07/012, arXiv:hep-ph/0201195.
- [58] CMS Collaboration, “CMS luminosity measurements for the 2016 data taking period”, CMS Physics Analysis Summary CMS-PAS-LUM-17-001, 2017.
- [59] M. Botje et al., “The PDF4LHC Working Group Interim Recommendations”, (2011). arXiv:1101.0538.
- [60] S. Alekhin et al., “The PDF4LHC Working Group Interim Report”, (2011). arXiv:1101.0536.
- [61] NNPDF Collaboration, “Parton distributions for the LHC Run II”, *JHEP* **04** (2015) 040, doi:10.1007/JHEP04(2015)040, arXiv:1410.8849.
- [62] T. Junk, “Confidence level computation for combining searches with small statistics”, *Nucl. Instrum. Meth. A* **434** (1999) 435, doi:10.1016/S0168-9002(99)00498-2, arXiv:hep-ex/9902006.
- [63] A. L. Read, “Presentation of search results: the CL_s technique”, in *Durham IPPP Workshop: Advanced Statistical Techniques in Particle Physics*, p. 2693. Durham, UK, March, 2002. [*J. Phys. G* **28** (2002) 2693]. doi:10.1088/0954-3899/28/10/313.
- [64] G. Cowan, K. Cranmer, E. Gross, and O. Vitells, “Asymptotic formulae for likelihood-based tests of new physics”, *Eur. Phys. J. C* **71** (2011) 1554, doi:10.1140/epjc/s10052-011-1554-0, arXiv:1007.1727. [Erratum: doi:10.1140/epjc/s10052-013-2501-z].
- [65] J. S. Conway, “Incorporating nuisance parameters in likelihoods for multisource spectra”, in *Proceedings, PHYSTAT 2011 Workshop on Statistical Issues Related to Discovery Claims in Search Experiments and Unfolding*, CERN, Geneva, Switzerland 17-20 January 2011, p. 115. 2011. arXiv:1103.0354. doi:10.5170/CERN-2011-006.115.

A The CMS Collaboration

Yerevan Physics Institute, Yerevan, Armenia

A.M. Sirunyan, A. Tumasyan

Institut für Hochenergiephysik, Wien, Austria

W. Adam, F. Ambrogio, E. Asilar, T. Bergauer, J. Brandstetter, E. Brondolin, M. Dragicevic, J. Erö, A. Escalante Del Valle, M. Flechl, M. Friedl, R. Frühwirth¹, V.M. Ghete, J. Grossmann, J. Hrubec, M. Jeitler¹, A. König, N. Krammer, I. Krätschmer, D. Liko, T. Madlener, I. Mikulec, E. Pree, N. Rad, H. Rohringer, J. Schieck¹, R. Schöfbeck, M. Spanring, D. Spitzbart, A. Taurok, W. Waltenberger, J. Wittmann, C.-E. Wulz¹, M. Zarucki

Institute for Nuclear Problems, Minsk, Belarus

V. Chekhovsky, V. Mossolov, J. Suarez Gonzalez

Universiteit Antwerpen, Antwerpen, Belgium

E.A. De Wolf, D. Di Croce, X. Janssen, J. Lauwers, M. Van De Klundert, H. Van Haeuvermaet, P. Van Mechelen, N. Van Remortel

Vrije Universiteit Brussel, Brussel, Belgium

S. Abu Zeid, F. Blekman, J. D'Hondt, I. De Bruyn, J. De Clercq, K. Deroover, G. Flouris, D. Lontkovskyi, S. Lowette, I. Marchesini, S. Moortgat, L. Moreels, Q. Python, K. Skovpen, S. Tavernier, W. Van Doninck, P. Van Mulders, I. Van Parijs

Université Libre de Bruxelles, Bruxelles, Belgium

D. Beghin, B. Bilin, H. Brun, B. Clerboux, G. De Lentdecker, H. Delannoy, B. Dorney, G. Fasanella, L. Favart, R. Goldouzian, A. Grebenyuk, A.K. Kalsi, T. Lenzi, J. Luetic, T. Maerschalk, A. Marinov, T. Seva, E. Starling, C. Vander Velde, P. Vanlaer, D. Vannerom, R. Yonamine, F. Zenoni

Ghent University, Ghent, Belgium

T. Cornelis, D. Dobur, A. Fagot, M. Gul, I. Khvastunov², D. Poyraz, C. Roskas, S. Salva, D. Trocino, M. Tytgat, W. Verbeke, M. Vit, N. Zaganidis

Université Catholique de Louvain, Louvain-la-Neuve, Belgium

H. Bakhshiansohi, O. Bondu, S. Brochet, G. Bruno, C. Caputo, A. Caudron, P. David, S. De Visscher, C. Delaere, M. Delcourt, B. Francois, A. Giammanco, M. Komm, G. Krintiras, V. Lemaître, A. Magitteri, A. Mertens, M. Musich, K. Piotrkowski, L. Quertenmont, A. Saggio, M. Vidal Marono, S. Wertz, J. Zobec

Centro Brasileiro de Pesquisas Físicas, Rio de Janeiro, Brazil

W.L. Aldá Júnior, F.L. Alves, G.A. Alves, L. Brito, G. Correia Silva, C. Hensel, A. Moraes, M.E. Pol, P. Rebello Teles

Universidade do Estado do Rio de Janeiro, Rio de Janeiro, Brazil

E. Belchior Batista Das Chagas, W. Carvalho, J. Chinellato³, E. Coelho, E.M. Da Costa, G.G. Da Silveira⁴, D. De Jesus Damiao, S. Fonseca De Souza, L.M. Huertas Guativa, H. Malbouisson, M. Melo De Almeida, C. Mora Herrera, L. Mundim, H. Nogima, L.J. Sanchez Rosas, A. Santoro, A. Sznajder, M. Thiel, E.J. Tonelli Manganote³, F. Torres Da Silva De Araujo, A. Vilela Pereira

Universidade Estadual Paulista ^a, Universidade Federal do ABC ^b, São Paulo, Brazil

S. Ahuja^a, C.A. Bernardes^a, T.R. Fernandez Perez Tomei^a, E.M. Gregores^b, P.G. Mercadante^b, S.F. Novaes^a, Sandra S. Padula^a, D. Romero Abad^b, J.C. Ruiz Vargas^a

Institute for Nuclear Research and Nuclear Energy, Bulgarian Academy of Sciences, Sofia, Bulgaria

A. Aleksandrov, R. Hadjiiska, P. Iaydjiev, M. Misheva, M. Rodozov, M. Shopova, G. Sultanov

University of Sofia, Sofia, Bulgaria

A. Dimitrov, L. Litov, B. Pavlov, P. Petkov

Beihang University, Beijing, China

W. Fang⁵, X. Gao⁵, L. Yuan

Institute of High Energy Physics, Beijing, China

M. Ahmad, J.G. Bian, G.M. Chen, H.S. Chen, M. Chen, Y. Chen, C.H. Jiang, D. Leggat, H. Liao, Z. Liu, F. Romeo, S.M. Shaheen, A. Spiezia, J. Tao, C. Wang, Z. Wang, E. Yazgan, H. Zhang, J. Zhao

State Key Laboratory of Nuclear Physics and Technology, Peking University, Beijing, China

Y. Ban, G. Chen, J. Li, Q. Li, S. Liu, Y. Mao, S.J. Qian, D. Wang, Z. Xu, F. Zhang⁵

Tsinghua University, Beijing, China

Y. Wang

Universidad de Los Andes, Bogota, Colombia

C. Avila, A. Cabrera, C.A. Carrillo Montoya, L.F. Chaparro Sierra, C. Florez, C.F. González Hernández, J.D. Ruiz Alvarez, M.A. Segura Delgado

University of Split, Faculty of Electrical Engineering, Mechanical Engineering and Naval Architecture, Split, Croatia

B. Courbon, N. Godinovic, D. Lelas, I. Puljak, P.M. Ribeiro Cipriano, T. Sculac

University of Split, Faculty of Science, Split, Croatia

Z. Antunovic, M. Kovac

Institute Rudjer Boskovic, Zagreb, Croatia

V. Brigljevic, D. Ferencek, K. Kadija, B. Mesic, A. Starodumov⁶, T. Susa

University of Cyprus, Nicosia, Cyprus

M.W. Ather, A. Attikis, G. Mavromanolakis, J. Mousa, C. Nicolaou, F. Ptochos, P.A. Razis, H. Rykaczewski

Charles University, Prague, Czech Republic

M. Finger⁷, M. Finger Jr.⁷

Universidad San Francisco de Quito, Quito, Ecuador

E. Carrera Jarrin

Academy of Scientific Research and Technology of the Arab Republic of Egypt, Egyptian Network of High Energy Physics, Cairo, Egypt

H. Abdalla⁸, Y. Assran^{9,10}, E. El-khateeb¹¹

National Institute of Chemical Physics and Biophysics, Tallinn, Estonia

S. Bhowmik, R.K. Dewanjee, M. Kadastik, L. Perrini, M. Raidal, C. Veelken

Department of Physics, University of Helsinki, Helsinki, Finland

P. Eerola, H. Kirschenmann, J. Pekkanen, M. Voutilainen

Helsinki Institute of Physics, Helsinki, Finland

J. Havukainen, J.K. Heikkilä, T. Järvinen, V. Karimäki, R. Kinnunen, T. Lampén, K. Lassila-Perini, S. Laurila, S. Lehti, T. Lindén, P. Luukka, T. Mäenpää, H. Siikonen, E. Tuominen, J. Tuominiemi

Lappeenranta University of Technology, Lappeenranta, Finland

T. Tuuva

IRFU, CEA, Université Paris-Saclay, Gif-sur-Yvette, France

M. Besancon, F. Couderc, M. Dejardin, D. Denegri, J.L. Faure, F. Ferri, S. Ganjour, S. Ghosh, A. Givernaud, P. Gras, G. Hamel de Monchenault, P. Jarry, C. Leloup, E. Locci, M. Machet, J. Malcles, G. Negro, J. Rander, A. Rosowsky, M.Ö. Sahin, M. Titov

Laboratoire Leprince-Ringuet, Ecole polytechnique, CNRS/IN2P3, Université Paris-Saclay, Palaiseau, France

A. Abdulsalam¹², C. Amendola, I. Antropov, S. Baffioni, F. Beaudette, P. Busson, L. Cadamuro, C. Charlot, R. Granier de Cassagnac, M. Jo, I. Kucher, S. Lisniak, A. Lobanov, J. Martin Blanco, M. Nguyen, C. Ochando, G. Ortona, P. Paganini, P. Pigard, R. Salerno, J.B. Sauvan, Y. Sirois, A.G. Stahl Leiton, T. Strebler, Y. Yilmaz, A. Zabi, A. Zghiche

Université de Strasbourg, CNRS, IPHC UMR 7178, F-67000 Strasbourg, France

J.-L. Agram¹³, J. Andrea, D. Bloch, J.-M. Brom, M. Buttignol, E.C. Chabert, C. Collard, E. Conte¹³, X. Coubez, F. Drouhin¹³, J.-C. Fontaine¹³, D. Gelé, U. Goerlach, M. Jansová, P. Juillot, A.-C. Le Bihan, N. Tonon, P. Van Hove

Centre de Calcul de l'Institut National de Physique Nucleaire et de Physique des Particules, CNRS/IN2P3, Villeurbanne, France

S. Gadrat

Université de Lyon, Université Claude Bernard Lyon 1, CNRS-IN2P3, Institut de Physique Nucléaire de Lyon, Villeurbanne, France

S. Beauceron, C. Bernet, G. Boudoul, N. Chanon, R. Chierici, D. Contardo, P. Depasse, H. El Mamouni, J. Fay, L. Finco, S. Gascon, M. Gouzevitch, G. Grenier, B. Ille, F. Lagarde, I.B. Laktineh, M. Lethuillier, L. Mirabito, A.L. Pequegnot, S. Perries, A. Popov¹⁴, V. Sordini, M. Vander Donckt, S. Viret, S. Zhang

Georgian Technical University, Tbilisi, Georgia

T. Toriashvili¹⁵

Tbilisi State University, Tbilisi, Georgia

Z. Tsamalaidze⁷

RWTH Aachen University, I. Physikalisches Institut, Aachen, Germany

C. Autermann, L. Feld, M.K. Kiesel, K. Klein, M. Lipinski, M. Preuten, C. Schomakers, J. Schulz, M. Teroerde, B. Wittmer, V. Zhukov¹⁴

RWTH Aachen University, III. Physikalisches Institut A, Aachen, Germany

A. Albert, D. Duchardt, M. Endres, M. Erdmann, S. Erdweg, T. Esch, R. Fischer, A. Güth, T. Hebbeker, C. Heidemann, K. Hoepfner, S. Knutzen, M. Merschmeyer, A. Meyer, P. Millet, S. Mukherjee, T. Pook, M. Radziej, H. Reithler, M. Rieger, F. Scheuch, D. Teyssier, S. Thüer

RWTH Aachen University, III. Physikalisches Institut B, Aachen, Germany

G. Flügge, B. Kargoll, T. Kress, A. Künsken, T. Müller, A. Nehr Korn, A. Nowack, C. Pistone, O. Pooth, A. Stahl¹⁶

Deutsches Elektronen-Synchrotron, Hamburg, Germany

M. Aldaya Martin, T. Arndt, C. Asawatangtrakuldee, K. Beernaert, O. Behnke, U. Behrens, A. Bermúdez Martínez, A.A. Bin Anuar, K. Borras¹⁷, V. Botta, A. Campbell, P. Connor, C. Contreras-Campana, F. Costanza, C. Diez Pardos, G. Eckerlin, D. Eckstein, T. Eichhorn, E. Eren, E. Gallo¹⁸, J. Garay Garcia, A. Geiser, J.M. Grados Luyando, A. Grohsjean, P. Gunnellini, M. Guthoff, A. Harb, J. Hauk, M. Hempel¹⁹, H. Jung, M. Kasemann, J. Keaveney, C. Kleinwort, I. Korol, D. Krücker, W. Lange, A. Lelek, T. Lenz, K. Lipka, W. Lohmann¹⁹, R. Mankel, I.-A. Melzer-Pellmann, A.B. Meyer, M. Missiroli, G. Mittag, J. Mnich, A. Mussgiller, E. Ntomari, D. Pitzl, A. Raspereza, M. Savitskyi, P. Saxena, R. Shevchenko, N. Stefaniuk, G.P. Van Onsem, R. Walsh, Y. Wen, K. Wichmann, C. Wissing, O. Zenaiev

University of Hamburg, Hamburg, Germany

R. Aggleton, S. Bein, V. Blobel, M. Centis Vignali, T. Dreyer, E. Garutti, D. Gonzalez, J. Haller, A. Hinzmann, M. Hoffmann, A. Karavdina, R. Klanner, R. Kogler, N. Kovalchuk, S. Kurz, D. Marconi, M. Meyer, M. Niedziela, D. Nowatschin, F. Pantaleo¹⁶, T. Peiffer, A. Perieanu, C. Scharf, P. Schleper, A. Schmidt, S. Schumann, J. Schwandt, J. Sonneveld, H. Stadie, G. Steinbrück, F.M. Stober, M. Stöver, H. Tholen, D. Troendle, E. Usai, A. Vanhoeyer, B. Vormwald

Institut für Experimentelle Teilchenphysik, Karlsruhe, Germany

M. Akbiyik, C. Barth, M. Baselga, S. Baur, E. Butz, R. Caspart, T. Chwalek, F. Colombo, W. De Boer, A. Dierlamm, N. Faltermann, B. Freund, R. Friese, M. Giffels, M.A. Harrendorf, F. Hartmann¹⁶, S.M. Heindl, U. Husemann, F. Kassel¹⁶, S. Kudella, H. Mildner, M.U. Mozer, Th. Müller, M. Plagge, G. Quast, K. Rabbertz, M. Schröder, I. Shvetsov, G. Sieber, H.J. Simonis, R. Ulrich, S. Wayand, M. Weber, T. Weiler, S. Williamson, C. Wöhrmann, R. Wolf

Institute of Nuclear and Particle Physics (INPP), NCSR Demokritos, Aghia Paraskevi, Greece

G. Anagnostou, G. Daskalakis, T. Gerasis, A. Kyriakis, D. Loukas, I. Topsis-Giotis

National and Kapodistrian University of Athens, Athens, Greece

G. Karathanasis, S. Kesisoglou, A. Panagiotou, N. Saoulidou, E. Tziaferi

National Technical University of Athens, Athens, Greece

K. Kousouris

University of Ioánnina, Ioánnina, Greece

I. Evangelou, C. Foudas, P. Gianneios, P. Katsoulis, P. Kokkas, S. Mallios, N. Manthos, I. Papadopoulos, E. Paradas, J. Strologas, F.A. Triantis, D. Tsitsonis

MTA-ELTE Lendület CMS Particle and Nuclear Physics Group, Eötvös Loránd University, Budapest, Hungary

M. Csanad, N. Filipovic, G. Pasztor, O. Surányi, G.I. Veres²⁰

Wigner Research Centre for Physics, Budapest, Hungary

G. Bencze, C. Hajdu, D. Horvath²¹, Á. Hunyadi, F. Sikler, V. Veszpremi, G. Vesztergombi²⁰

Institute of Nuclear Research ATOMKI, Debrecen, Hungary

N. Beni, S. Czellar, J. Karancsi²², A. Makovec, J. Molnar, Z. Szillasi

Institute of Physics, University of Debrecen, Debrecen, Hungary

M. Bartók²⁰, P. Raics, Z.L. Trocsanyi, B. Ujvari

Indian Institute of Science (IISc), Bangalore, India

S. Choudhury, J.R. Komaragiri

National Institute of Science Education and Research, Bhubaneswar, India

S. Bahinipati²³, P. Mal, K. Mandal, A. Nayak²⁴, D.K. Sahoo²³, N. Sahoo, S.K. Swain

Panjab University, Chandigarh, India

S. Bansal, S.B. Beri, V. Bhatnagar, R. Chawla, N. Dhingra, A. Kaur, M. Kaur, S. Kaur, R. Kumar, P. Kumari, A. Mehta, J.B. Singh, G. Walia

University of Delhi, Delhi, India

Ashok Kumar, Aashaq Shah, A. Bhardwaj, S. Chauhan, B.C. Choudhary, R.B. Garg, S. Keshri, A. Kumar, S. Malhotra, M. Naimuddin, K. Ranjan, R. Sharma

Saha Institute of Nuclear Physics, HBNI, Kolkata, India

R. Bhardwaj²⁵, R. Bhattacharya, S. Bhattacharya, U. Bhawandeep²⁵, D. Bhowmik, S. Dey, S. Dutt²⁵, S. Dutta, S. Ghosh, N. Majumdar, A. Modak, K. Mondal, S. Mukhopadhyay, S. Nandan, A. Purohit, P.K. Rout, A. Roy, S. Roy Chowdhury, S. Sarkar, M. Sharan, B. Singh, S. Thakur²⁵

Indian Institute of Technology Madras, Madras, India

P.K. Behera

Bhabha Atomic Research Centre, Mumbai, India

R. Chudasama, D. Dutta, V. Jha, V. Kumar, A.K. Mohanty¹⁶, P.K. Netrakanti, L.M. Pant, P. Shukla, A. Topkar

Tata Institute of Fundamental Research-A, Mumbai, India

T. Aziz, S. Dugad, B. Mahakud, S. Mitra, G.B. Mohanty, N. Sur, B. Sutar

Tata Institute of Fundamental Research-B, Mumbai, India

S. Banerjee, S. Bhattacharya, S. Chatterjee, P. Das, M. Guchait, Sa. Jain, S. Kumar, M. Maity²⁶, G. Majumder, K. Mazumdar, T. Sarkar²⁶, N. Wickramage²⁷

Indian Institute of Science Education and Research (IISER), Pune, India

S. Chauhan, S. Dube, V. Hegde, A. Kapoor, K. Kothekar, S. Pandey, A. Rane, S. Sharma

Institute for Research in Fundamental Sciences (IPM), Tehran, Iran

S. Chenarani²⁸, E. Eskandari Tadavani, S.M. Etesami²⁸, M. Khakzad, M. Mohammadi Najafabadi, M. Naseri, S. Paktinat Mehdiabadi²⁹, F. Rezaei Hosseinabadi, B. Safarzadeh³⁰, M. Zeinali

University College Dublin, Dublin, Ireland

M. Felcini, M. Grunewald

INFN Sezione di Bari ^a, Università di Bari ^b, Politecnico di Bari ^c, Bari, Italy

M. Abbrescia^{a,b}, C. Calabria^{a,b}, A. Colaleo^a, D. Creanza^{a,c}, L. Cristella^{a,b}, N. De Filippis^{a,c}, M. De Palma^{a,b}, F. Errico^{a,b}, L. Fiore^a, G. Iaselli^{a,c}, S. Lezki^{a,b}, G. Maggi^{a,c}, M. Maggi^a, G. Miniello^{a,b}, S. My^{a,b}, S. Nuzzo^{a,b}, A. Pompili^{a,b}, G. Pugliese^{a,c}, R. Radogna^a, A. Ranieri^a, G. Selvaggi^{a,b}, A. Sharma^a, L. Silvestris^{a,16}, R. Venditti^a, P. Verwilligen^a

INFN Sezione di Bologna ^a, Università di Bologna ^b, Bologna, Italy

G. Abbiendi^a, C. Battilana^{a,b}, D. Bonacorsi^{a,b}, L. Borgonovi^{a,b}, S. Braibant-Giacomelli^{a,b}, R. Campanini^{a,b}, P. Capiluppi^{a,b}, A. Castro^{a,b}, F.R. Cavallo^a, S.S. Chhibra^{a,b}, G. Codispoti^{a,b}, M. Cuffiani^{a,b}, G.M. Dallavalle^a, F. Fabbri^a, A. Fanfani^{a,b}, D. Fasanella^{a,b}, P. Giacomelli^a, C. Grandi^a, L. Guiducci^{a,b}, F. Iemmi, S. Marcellini^a, G. Masetti^a, A. Montanari^a, F.L. Navarria^{a,b}, A. Perrotta^a, A.M. Rossi^{a,b}, T. Rovelli^{a,b}, G.P. Siroli^{a,b}, N. Tosi^a

INFN Sezione di Catania ^a, Università di Catania ^b, Catania, Italy

S. Albergo^{a,b}, S. Costa^{a,b}, A. Di Mattia^a, F. Giordano^{a,b}, R. Potenza^{a,b}, A. Tricomi^{a,b}, C. Tuve^{a,b}

INFN Sezione di Firenze ^a, Università di Firenze ^b, Firenze, Italy

G. Barbagli^a, K. Chatterjee^{a,b}, V. Ciulli^{a,b}, C. Civinini^a, R. D'Alessandro^{a,b}, E. Focardi^{a,b}, P. Lenzi^{a,b}, M. Meschini^a, S. Paoletti^a, L. Russo^{a,31}, G. Sguazzoni^a, D. Strom^a, L. Viliani^a

INFN Laboratori Nazionali di Frascati, Frascati, Italy

L. Benussi, S. Bianco, F. Fabbri, D. Piccolo, F. Primavera¹⁶

INFN Sezione di Genova ^a, Università di Genova ^b, Genova, Italy

V. Calvelli^{a,b}, F. Ferro^a, L. Panizzi^{a,b}, F. Ravera^{a,b}, E. Robutti^a, S. Tosi^{a,b}

INFN Sezione di Milano-Bicocca ^a, Università di Milano-Bicocca ^b, Milano, Italy

A. Benaglia^a, A. Beschi^b, L. Brianza^{a,b}, F. Brivio^{a,b}, V. Ciriolo^{a,b,16}, M.E. Dinardo^{a,b}, S. Fiorendi^{a,b}, S. Gennai^a, A. Ghezzi^{a,b}, P. Govoni^{a,b}, M. Malberti^{a,b}, S. Malvezzi^a, R.A. Manzoni^{a,b}, D. Menasce^a, L. Moroni^a, M. Paganoni^{a,b}, K. Pauwels^{a,b}, D. Pedrini^a, S. Pigazzini^{a,b,32}, S. Ragazzi^{a,b}, T. Tabarelli de Fatis^{a,b}

INFN Sezione di Napoli ^a, Università di Napoli 'Federico II' ^b, Napoli, Italy, Università della Basilicata ^c, Potenza, Italy, Università G. Marconi ^d, Roma, Italy

S. Buontempo^a, N. Cavallo^{a,c}, S. Di Guida^{a,d,16}, F. Fabozzi^{a,c}, F. Fienga^{a,b}, A.O.M. Iorio^{a,b}, W.A. Khan^a, L. Lista^a, S. Meola^{a,d,16}, P. Paolucci^{a,16}, C. Sciacca^{a,b}, F. Thyssen^a

INFN Sezione di Padova ^a, Università di Padova ^b, Padova, Italy, Università di Trento ^c, Trento, Italy

P. Azzi^a, N. Bacchetta^a, L. Benato^{a,b}, A. Boletti^{a,b}, R. Carlin^{a,b}, A. Carvalho Antunes De Oliveira^{a,b}, P. Checchia^a, M. Dall'Osso^{a,b}, P. De Castro Manzano^a, T. Dorigo^a, U. Dosselli^a, F. Gasparini^{a,b}, U. Gasparini^{a,b}, A. Gozzelino^a, S. Lacaprara^a, P. Lujan, M. Margoni^{a,b}, A.T. Meneguzzo^{a,b}, N. Pozzobon^{a,b}, P. Ronchese^{a,b}, R. Rossin^{a,b}, F. Simonetto^{a,b}, A. Tiko, E. Torassa^a, M. Zanetti^{a,b}, P. Zotto^{a,b}, G. Zumerle^{a,b}

INFN Sezione di Pavia ^a, Università di Pavia ^b, Pavia, Italy

A. Braghieri^a, A. Magnani^a, P. Montagna^{a,b}, S.P. Ratti^{a,b}, V. Re^a, M. Ressegotti^{a,b}, C. Riccardi^{a,b}, P. Salvini^a, I. Vai^{a,b}, P. Vitulo^{a,b}

INFN Sezione di Perugia ^a, Università di Perugia ^b, Perugia, Italy

L. Alunni Solestizi^{a,b}, M. Biasini^{a,b}, G.M. Bilei^a, C. Cecchi^{a,b}, D. Ciangottini^{a,b}, L. Fanò^{a,b}, P. Lariccia^{a,b}, R. Leonardi^{a,b}, E. Manoni^a, G. Mantovani^{a,b}, V. Mariani^{a,b}, M. Menichelli^a, A. Rossi^{a,b}, A. Santocchia^{a,b}, D. Spiga^a

INFN Sezione di Pisa ^a, Università di Pisa ^b, Scuola Normale Superiore di Pisa ^c, Pisa, Italy

K. Androsov^a, P. Azzurri^{a,16}, G. Bagliesi^a, L. Bianchini^a, T. Boccali^a, L. Borrello, R. Castaldi^a, M.A. Ciocci^{a,b}, R. Dell'Orso^a, G. Fedia^a, L. Giannini^{a,c}, A. Giassi^a, M.T. Grippo^{a,31}, F. Ligabue^{a,c}, T. Lomtadze^a, E. Manca^{a,c}, G. Mandorli^{a,c}, A. Messineo^{a,b}, F. Palla^a, A. Rizzi^{a,b}, P. Spagnolo^a, R. Tenchini^a, G. Tonelli^{a,b}, A. Venturi^a, P.G. Verdini^a

INFN Sezione di Roma ^a, Sapienza Università di Roma ^b, Rome, Italy

L. Barone^{a,b}, F. Cavallari^a, M. Cipriani^{a,b}, N. Daci^a, D. Del Re^{a,b}, E. Di Marco^{a,b}, M. Diemoz^a, S. Gelli^{a,b}, E. Longo^{a,b}, F. Margaroli^{a,b}, B. Marzocchi^{a,b}, P. Meridiani^a, G. Organtini^{a,b}, R. Paramatti^{a,b}, F. Preiato^{a,b}, S. Rahatlou^{a,b}, C. Rovelli^a, F. Santanastasio^{a,b}

INFN Sezione di Torino ^a, Università di Torino ^b, Torino, Italy, Università del Piemonte Orientale ^c, Novara, Italy

N. Amapane^{a,b}, R. Arcidiacono^{a,c}, S. Argiro^{a,b}, M. Arneodo^{a,c}, N. Bartosik^a, R. Bellan^{a,b},

C. Biino^a, N. Cartiglia^a, F. Cenna^{a,b}, M. Costa^{a,b}, R. Covarelli^{a,b}, A. Degano^{a,b}, N. Demaria^a, B. Kiani^{a,b}, C. Mariotti^a, S. Maselli^a, E. Migliore^{a,b}, V. Monaco^{a,b}, E. Monteil^{a,b}, M. Monteno^a, M.M. Obertino^{a,b}, L. Pacher^{a,b}, N. Pastrone^a, M. Pelliccioni^a, G.L. Pinna Angioni^{a,b}, A. Romero^{a,b}, M. Ruspa^{a,c}, R. Sacchi^{a,b}, K. Shchelina^{a,b}, V. Sola^a, A. Solano^{a,b}, A. Staiano^a, P. Traczyk^{a,b}

INFN Sezione di Trieste^a, Università di Trieste^b, Trieste, Italy

S. Belforte^a, M. Casarsa^a, F. Cossutti^a, G. Della Ricca^{a,b}, A. Zanetti^a

Kyungpook National University

D.H. Kim, G.N. Kim, M.S. Kim, J. Lee, S. Lee, S.W. Lee, C.S. Moon, Y.D. Oh, S. Sekmen, D.C. Son, Y.C. Yang

Chonnam National University, Institute for Universe and Elementary Particles, Kwangju, Korea

H. Kim, D.H. Moon, G. Oh

Hanyang University, Seoul, Korea

J.A. Brochero Cifuentes, J. Goh, T.J. Kim

Korea University, Seoul, Korea

S. Cho, S. Choi, Y. Go, D. Gyun, S. Ha, B. Hong, Y. Jo, Y. Kim, K. Lee, K.S. Lee, S. Lee, J. Lim, S.K. Park, Y. Roh

Seoul National University, Seoul, Korea

J. Almond, J. Kim, J.S. Kim, H. Lee, K. Lee, K. Nam, S.B. Oh, B.C. Radburn-Smith, S.h. Seo, U.K. Yang, H.D. Yoo, G.B. Yu

University of Seoul, Seoul, Korea

H. Kim, J.H. Kim, J.S.H. Lee, I.C. Park

Sungkyunkwan University, Suwon, Korea

Y. Choi, C. Hwang, J. Lee, I. Yu

Vilnius University, Vilnius, Lithuania

V. Dudenas, A. Juodagalvis, J. Vaitkus

National Centre for Particle Physics, Universiti Malaya, Kuala Lumpur, Malaysia

I. Ahmed, Z.A. Ibrahim, M.A.B. Md Ali³³, F. Mohamad Idris³⁴, W.A.T. Wan Abdullah, M.N. Yusli, Z. Zolkapli

Centro de Investigacion y de Estudios Avanzados del IPN, Mexico City, Mexico

Reyes-Almanza, R, Ramirez-Sanchez, G., Duran-Osuna, M. C., H. Castilla-Valdez, E. De La Cruz-Burelo, I. Heredia-De La Cruz³⁵, Rabadan-Trejo, R. I., R. Lopez-Fernandez, J. Mejia Guisao, A. Sanchez-Hernandez

Universidad Iberoamericana, Mexico City, Mexico

S. Carrillo Moreno, C. Oropeza Barrera, F. Vazquez Valencia

Benemerita Universidad Autonoma de Puebla, Puebla, Mexico

J. Eysermans, I. Pedraza, H.A. Salazar Ibarguen, C. Uribe Estrada

Universidad Autónoma de San Luis Potosí, San Luis Potosí, Mexico

A. Morelos Pineda

University of Auckland, Auckland, New Zealand

D. Krofcheck

University of Canterbury, Christchurch, New Zealand

P.H. Butler

National Centre for Physics, Quaid-I-Azam University, Islamabad, Pakistan

A. Ahmad, M. Ahmad, Q. Hassan, H.R. Hoorani, A. Saddique, M.A. Shah, M. Shoaib, M. Waqas

National Centre for Nuclear Research, Swierk, Poland

H. Bialkowska, M. Bluj, B. Boimska, T. Frueboes, M. Górski, M. Kazana, K. Nawrocki, M. Szeleper, P. Zalewski

Institute of Experimental Physics, Faculty of Physics, University of Warsaw, Warsaw, PolandK. Bunkowski, A. Byszuk³⁶, K. Doroba, A. Kalinowski, M. Konecki, J. Krolikowski, M. Misiura, M. Olszewski, A. Pyskir, M. Walczak**Laboratório de Instrumentação e Física Experimental de Partículas, Lisboa, Portugal**

P. Bargassa, C. Beirão Da Cruz E Silva, A. Di Francesco, P. Faccioli, B. Galinhas, M. Gallinaro, J. Hollar, N. Leonardo, L. Lloret Iglesias, M.V. Nemallapudi, J. Seixas, G. Strong, O. Toldaiev, D. Vadrucio, J. Varela

Joint Institute for Nuclear Research, Dubna, RussiaS. Afanasiev, V. Alexakhin, A. Golunov, I. Golutvin, N. Gorbounov, I. Gorbunov, A. Kamenev, V. Karjavin, A. Lanev, A. Malakhov, V. Matveev^{37,38}, P. Moiseenz, V. Palichik, V. Perelygin, S. Shmatov, S. Shulha, N. Skatchkov, V. Smirnov, A. Zarubin**Petersburg Nuclear Physics Institute, Gatchina (St. Petersburg), Russia**Y. Ivanov, V. Kim³⁹, E. Kuznetsova⁴⁰, P. Levchenko, V. Murzin, V. Oreshkin, I. Smirnov, D. Sosnov, V. Sulimov, L. Uvarov, S. Vavilov, A. Vorobyev**Institute for Nuclear Research, Moscow, Russia**

Yu. Andreev, A. Dermenev, S. Gninenko, N. Golubev, A. Karneyeu, M. Kirsanov, N. Krasnikov, A. Pashenkov, D. Tlisov, A. Toropin

Institute for Theoretical and Experimental Physics, Moscow, Russia

V. Epshteyn, V. Gavrilov, N. Lychkovskaya, V. Popov, I. Pozdnyakov, G. Safronov, A. Spiridonov, A. Stepenov, V. Stolin, M. Toms, E. Vlasov, A. Zhokin

Moscow Institute of Physics and Technology, Moscow, RussiaT. Aushev, A. Bylinkin³⁸**National Research Nuclear University 'Moscow Engineering Physics Institute' (MEPhI), Moscow, Russia**R. Chistov⁴¹, M. Danilov⁴¹, P. Parygin, D. Philippov, S. Polikarpov, E. Tarkovskii**P.N. Lebedev Physical Institute, Moscow, Russia**V. Andreev, M. Azarkin³⁸, I. Dremin³⁸, M. Kirakosyan³⁸, S.V. Rusakov, A. Terkulov**Skobeltsyn Institute of Nuclear Physics, Lomonosov Moscow State University, Moscow, Russia**A. Baskakov, A. Belyaev, E. Boos, V. Bunichev, M. Dubinin⁴², L. Dudko, A. Ershov, V. Klyukhin, O. Kodolova, I. Lokhtin, I. Miagkov, S. Obraztsov, M. Perfilov, S. Petrushanko, V. Savrin**Novosibirsk State University (NSU), Novosibirsk, Russia**V. Blinov⁴³, D. Shtol⁴³, Y. Skovpen⁴³

State Research Center of Russian Federation, Institute for High Energy Physics of NRC "Kurchatov Institute", Protvino, Russia

I. Azhgirey, I. Bayshev, S. Bitioukov, D. Elumakhov, A. Godizov, V. Kachanov, A. Kalinin, D. Konstantinov, P. Mandrik, V. Petrov, R. Ryutin, A. Sobol, S. Troshin, N. Tyurin, A. Uzunian, A. Volkov

National Research Tomsk Polytechnic University, Tomsk, Russia

A. Babaev

University of Belgrade, Faculty of Physics and Vinca Institute of Nuclear Sciences, Belgrade, Serbia

P. Adzic⁴⁴, P. Cirkovic, D. Devetak, M. Dordevic, J. Milosevic

Centro de Investigaciones Energéticas Medioambientales y Tecnológicas (CIEMAT), Madrid, Spain

J. Alcaraz Maestre, I. Bachiller, M. Barrio Luna, M. Cerrada, N. Colino, B. De La Cruz, A. Delgado Peris, C. Fernandez Bedoya, J.P. Fernández Ramos, J. Flix, M.C. Fouz, O. Gonzalez Lopez, S. Goy Lopez, J.M. Hernandez, M.I. Josa, D. Moran, A. Pérez-Calero Yzquierdo, J. Puerta Pelayo, I. Redondo, L. Romero, M.S. Soares, A. Triossi, A. Álvarez Fernández

Universidad Autónoma de Madrid, Madrid, Spain

C. Albajar, J.F. de Trocóniz

Universidad de Oviedo, Oviedo, Spain

J. Cuevas, C. Erice, J. Fernandez Menendez, I. Gonzalez Caballero, J.R. González Fernández, E. Palencia Cortezon, S. Sanchez Cruz, P. Vischia, J.M. Vizan Garcia

Instituto de Física de Cantabria (IFCA), CSIC-Universidad de Cantabria, Santander, Spain

I.J. Cabrillo, A. Calderon, B. Chazin Quero, J. Duarte Campderros, M. Fernandez, P.J. Fernández Manteca, J. Garcia-Ferrero, A. García Alonso, G. Gomez, A. Lopez Virto, J. Marco, C. Martinez Rivero, P. Martinez Ruiz del Arbol, F. Matorras, J. Piedra Gomez, C. Prieels, T. Rodrigo, A. Ruiz-Jimeno, L. Scodellaro, N. Trevisani, I. Vila, R. Vilar Cortabitarte

CERN, European Organization for Nuclear Research, Geneva, Switzerland

D. Abbaneo, B. Akgun, E. Auffray, P. Baillon, A.H. Ball, D. Barney, J. Bendavid, M. Bianco, A. Bocci, C. Botta, T. Camporesi, R. Castello, M. Cepeda, G. Cerminara, E. Chapon, Y. Chen, D. d'Enterria, A. Dabrowski, V. Daponte, A. David, M. De Gruttola, A. De Roeck, N. Deelen, M. Dobson, T. du Pree, M. Dünser, N. Dupont, A. Elliott-Peisert, P. Everaerts, F. Fallavollita, G. Franzoni, J. Fulcher, W. Funk, D. Gigi, A. Gilbert, K. Gill, F. Glege, D. Gulhan, J. Hegeman, V. Innocente, A. Jafari, P. Janot, O. Karacheban¹⁹, J. Kieseler, V. Knünz, A. Kornmayer, M.J. Kortelainen, M. Krammer¹, C. Lange, P. Lecoq, C. Lourenço, M.T. Lucchini, L. Malgeri, M. Mannelli, A. Martelli, F. Meijers, J.A. Merlin, S. Mersi, E. Meschi, P. Milenovic⁴⁵, F. Moortgat, M. Mulders, H. Neugebauer, J. Ngadiuba, S. Orfanelli, L. Orsini, L. Pape, E. Perez, M. Peruzzi, A. Petrilli, G. Petrucciani, A. Pfeiffer, M. Pierini, F.M. Pitters, D. Rabady, A. Racz, T. Reis, G. Rolandi⁴⁶, M. Rovere, H. Sakulin, C. Schäfer, C. Schwick, M. Seidel, M. Selvaggi, A. Sharma, P. Silva, P. Sphicas⁴⁷, A. Stakia, J. Steggemann, M. Stoye, M. Tosi, D. Treille, A. Tsirou, V. Veckalns⁴⁸, M. Verweij, W.D. Zeuner

Paul Scherrer Institut, Villigen, Switzerland

W. Bertl[†], L. Caminada⁴⁹, K. Deiters, W. Erdmann, R. Horisberger, Q. Ingram, H.C. Kaestli, D. Kotlinski, U. Langenegger, T. Rohe, S.A. Wiederkehr

ETH Zurich - Institute for Particle Physics and Astrophysics (IPA), Zurich, Switzerland

M. Backhaus, L. Bäni, P. Berger, B. Casal, G. Dissertori, M. Dittmar, M. Donegà, C. Dorfer,

C. Grab, C. Heidegger, D. Hits, J. Hoss, G. Kasieczka, T. Klijsma, W. Lustermaun, B. Mangano, M. Marionneau, M.T. Meinhard, D. Meister, F. Micheli, P. Musella, F. Nessi-Tedaldi, F. Pandolfi, J. Pata, F. Pauss, G. Perrin, L. Perrozzi, M. Quittnat, M. Reichmann, D.A. Sanz Becerra, M. Schöenberger, L. Shchutska, V.R. Tavolaro, K. Theofilatos, M.L. Vesterbacka Olsson, R. Wallny, D.H. Zhu

Universität Zürich, Zurich, Switzerland

T.K. Aarrestad, C. Amsler⁵⁰, M.F. Canelli, A. De Cosa, R. Del Burgo, S. Donato, C. Galloni, T. Hreus, B. Kilminster, D. Pinna, G. Rauco, P. Robmann, D. Salerno, K. Schweiger, C. Seitz, Y. Takahashi, A. Zucchetta

National Central University, Chung-Li, Taiwan

V. Candelise, Y.H. Chang, K.y. Cheng, T.H. Doan, Sh. Jain, R. Khurana, C.M. Kuo, W. Lin, A. Pozdnyakov, S.S. Yu

National Taiwan University (NTU), Taipei, Taiwan

Arun Kumar, P. Chang, Y. Chao, K.F. Chen, P.H. Chen, F. Fiori, W.-S. Hou, Y. Hsiung, Y.F. Liu, R.-S. Lu, E. Paganis, A. Psallidas, A. Steen, J.f. Tsai

Chulalongkorn University, Faculty of Science, Department of Physics, Bangkok, Thailand

B. Asavapibhop, K. Kovitangoon, G. Singh, N. Srimanobhas

Çukurova University, Physics Department, Science and Art Faculty, Adana, Turkey

A. Bat, F. Boran, S. Cerci⁵¹, S. Damarseckin, Z.S. Demiroglu, C. Dozen, I. Dumanoglu, S. Girgis, G. Gokbulut, Y. Guler, I. Hos⁵², E.E. Kangal⁵³, O. Kara, A. Kayis Topaksu, U. Kiminsu, M. Oglakci, G. Onengut, K. Ozdemir⁵⁴, D. Sunar Cerci⁵¹, U.G. Tok, H. Topakli⁵⁵, S. Turkcapar, I.S. Zorbakir, C. Zorbilmez

Middle East Technical University, Physics Department, Ankara, Turkey

G. Karapinar⁵⁶, K. Ocalan⁵⁷, M. Yalvac, M. Zeyrek

Bogazici University, Istanbul, Turkey

E. Gülmez, M. Kaya⁵⁸, O. Kaya⁵⁹, S. Tekten, E.A. Yetkin⁶⁰

Istanbul Technical University, Istanbul, Turkey

M.N. Agaras, S. Atay, A. Cakir, K. Cankocak, Y. Komurcu

Institute for Scintillation Materials of National Academy of Science of Ukraine, Kharkov, Ukraine

B. Grynyov

National Scientific Center, Kharkov Institute of Physics and Technology, Kharkov, Ukraine

L. Levchuk

University of Bristol, Bristol, United Kingdom

F. Ball, L. Beck, J.J. Brooke, D. Burns, E. Clement, D. Cussans, O. Davignon, H. Flacher, J. Goldstein, G.P. Heath, H.F. Heath, L. Kreczko, D.M. Newbold⁶¹, S. Paramesvaran, T. Sakuma, S. Seif El Nasr-storey, D. Smith, V.J. Smith

Rutherford Appleton Laboratory, Didcot, United Kingdom

K.W. Bell, A. Belyaev⁶², C. Brew, R.M. Brown, L. Calligaris, D. Cieri, D.J.A. Cockerill, J.A. Coughlan, K. Harder, S. Harper, J. Linacre, E. Olaiya, D. Petyt, C.H. Shepherd-Themistocleous, A. Thea, I.R. Tomalin, T. Williams, W.J. Womersley

Imperial College, London, United Kingdom

G. Auzinger, R. Bainbridge, P. Bloch, J. Borg, S. Breeze, O. Buchmuller, A. Bundock, S. Casasso,

M. Citron, D. Colling, L. Corpe, P. Dauncey, G. Davies, M. Della Negra, R. Di Maria, Y. Haddad, G. Hall, G. Iles, T. James, R. Lane, C. Laner, L. Lyons, A.-M. Magnan, S. Malik, L. Mastrolorenzo, T. Matsushita, J. Nash⁶³, A. Nikitenko⁶, V. Palladino, M. Pesaresi, D.M. Raymond, A. Richards, A. Rose, E. Scott, C. Seez, A. Shtipliyski, S. Summers, A. Tapper, K. Uchida, M. Vazquez Acosta⁶⁴, T. Virdee¹⁶, N. Wardle, D. Winterbottom, J. Wright, S.C. Zenz

Brunel University, Uxbridge, United Kingdom

J.E. Cole, P.R. Hobson, A. Khan, P. Kyberd, A. Morton, I.D. Reid, L. Teodorescu, S. Zahid

Baylor University, Waco, USA

A. Borzou, K. Call, J. Dittmann, K. Hatakeyama, H. Liu, N. Pastika, C. Smith

Catholic University of America, Washington DC, USA

R. Bartek, A. Dominguez

The University of Alabama, Tuscaloosa, USA

A. Buccilli, S.I. Cooper, C. Henderson, P. Rumerio, C. West

Boston University, Boston, USA

D. Arcaro, A. Avetisyan, T. Bose, D. Gastler, D. Rankin, C. Richardson, J. Rohlf, L. Sulak, D. Zou

Brown University, Providence, USA

G. Benelli, D. Cutts, M. Hadley, J. Hakala, U. Heintz, J.M. Hogan, K.H.M. Kwok, E. Laird, G. Landsberg, J. Lee, Z. Mao, M. Narain, J. Pazzini, S. Piperov, S. Sagir, R. Syarif, D. Yu

University of California, Davis, Davis, USA

R. Band, C. Brainerd, R. Breedon, D. Burns, M. Calderon De La Barca Sanchez, M. Chertok, J. Conway, R. Conway, P.T. Cox, R. Erbacher, C. Flores, G. Funk, W. Ko, R. Lander, C. Mclean, M. Mulhearn, D. Pellett, J. Pilot, S. Shalhout, M. Shi, J. Smith, D. Stolp, D. Taylor, K. Tos, M. Tripathi, Z. Wang

University of California, Los Angeles, USA

M. Bachtis, C. Bravo, R. Cousins, A. Dasgupta, A. Florent, J. Hauser, M. Ignatenko, N. Mccoll, S. Regnard, D. Saltzberg, C. Schnaible, V. Valuev

University of California, Riverside, Riverside, USA

E. Bouvier, K. Burt, R. Clare, J. Ellison, J.W. Gary, S.M.A. Ghiasi Shirazi, G. Hanson, G. Karapostoli, E. Kennedy, F. Lacroix, O.R. Long, M. Olmedo Negrete, M.I. Paneva, W. Si, L. Wang, H. Wei, S. Wimpenny, B. R. Yates

University of California, San Diego, La Jolla, USA

J.G. Branson, S. Cittolin, M. Derdzinski, R. Gerosa, D. Gilbert, B. Hashemi, A. Holzner, D. Klein, G. Kole, V. Krutelyov, J. Letts, M. Masciovecchio, D. Olivito, S. Padhi, M. Pieri, M. Sani, V. Sharma, S. Simon, M. Tadel, A. Vartak, S. Wasserbaech⁶⁵, J. Wood, F. Würthwein, A. Yagil, G. Zevi Della Porta

University of California, Santa Barbara - Department of Physics, Santa Barbara, USA

N. Amin, R. Bhandari, J. Bradmiller-Feld, C. Campagnari, A. Dishaw, V. Dutta, M. Franco Sevilla, L. Gouskos, R. Heller, J. Incandela, A. Ovcharova, H. Qu, J. Richman, D. Stuart, I. Suarez, J. Yoo

California Institute of Technology, Pasadena, USA

D. Anderson, A. Bornheim, J. Bunn, I. Dutta, J.M. Lawhorn, H.B. Newman, T. Q. Nguyen, C. Pena, M. Spiropulu, J.R. Vlimant, R. Wilkinson, S. Xie, Z. Zhang, R.Y. Zhu

Carnegie Mellon University, Pittsburgh, USA

M.B. Andrews, T. Ferguson, T. Mudholkar, M. Paulini, J. Russ, M. Sun, H. Vogel, I. Vorobiev, M. Weinberg

University of Colorado Boulder, Boulder, USA

J.P. Cumalat, W.T. Ford, F. Jensen, A. Johnson, M. Krohn, S. Leontsinis, E. Macdonald, T. Mulholland, K. Stenson, S.R. Wagner

Cornell University, Ithaca, USA

J. Alexander, J. Chaves, Y. Cheng, J. Chu, S. Dittmer, K. Mcdermott, N. Mirman, J.R. Patterson, D. Quach, A. Rinkevicius, A. Ryd, L. Skinnari, L. Soffi, S.M. Tan, Z. Tao, J. Thom, J. Tucker, P. Wittich, M. Zientek

Fermi National Accelerator Laboratory, Batavia, USA

S. Abdullin, M. Albrow, M. Alyari, G. Apollinari, A. Apresyan, A. Apyan, S. Banerjee, L.A.T. Bauerdick, A. Beretvas, J. Berryhill, P.C. Bhat, G. Bolla[†], K. Burkett, J.N. Butler, A. Canepa, G.B. Cerati, H.W.K. Cheung, F. Chlebana, M. Cremonesi, J. Duarte, V.D. Elvira, J. Freeman, Z. Gecse, E. Gottschalk, L. Gray, D. Green, S. Grünendahl, O. Gutsche, J. Hanlon, R.M. Harris, S. Hasegawa, J. Hirschauer, Z. Hu, B. Jayatilaka, S. Jindariani, M. Johnson, U. Joshi, B. Klima, B. Kreis, S. Lammel, D. Lincoln, R. Lipton, M. Liu, T. Liu, R. Lopes De Sá, J. Lykken, K. Maeshima, N. Magini, J.M. Marraffino, D. Mason, P. McBride, P. Merkel, S. Mrenna, S. Nahn, V. O'Dell, K. Pedro, O. Prokofyev, G. Rakness, L. Ristori, A. Savoy-Navarro⁶⁶, B. Schneider, E. Sexton-Kennedy, A. Soha, W.J. Spalding, L. Spiegel, S. Stoynev, J. Strait, N. Strobbe, L. Taylor, S. Tkaczyk, N.V. Tran, L. Uplegger, E.W. Vaandering, C. Vernieri, M. Verzocchi, R. Vidal, M. Wang, H.A. Weber, A. Whitbeck, W. Wu

University of Florida, Gainesville, USA

D. Acosta, P. Avery, P. Bortignon, D. Bourilkov, A. Brinkerhoff, A. Carnes, M. Carver, D. Curry, R.D. Field, I.K. Furic, S.V. Gleyzer, B.M. Joshi, J. Konigsberg, A. Korytov, K. Kotov, P. Ma, K. Matchev, H. Mei, G. Mitselmakher, K. Shi, D. Sperka, N. Terentyev, L. Thomas, J. Wang, S. Wang, J. Yelton

Florida International University, Miami, USA

Y.R. Joshi, S. Linn, P. Markowitz, J.L. Rodriguez

Florida State University, Tallahassee, USA

A. Ackert, T. Adams, A. Askew, S. Hagopian, V. Hagopian, K.F. Johnson, T. Kolberg, G. Martinez, T. Perry, H. Prosper, A. Saha, A. Santra, V. Sharma, R. Yohay

Florida Institute of Technology, Melbourne, USA

M.M. Baarmand, V. Bhopatkar, S. Colafranceschi, M. Hohlmann, D. Noonan, T. Roy, F. Yumiceva

University of Illinois at Chicago (UIC), Chicago, USA

M.R. Adams, L. Apanasevich, D. Berry, R.R. Betts, R. Cavanaugh, X. Chen, O. Evdokimov, C.E. Gerber, D.A. Hangal, D.J. Hofman, K. Jung, J. Kamin, I.D. Sandoval Gonzalez, M.B. Tonjes, H. Trauger, N. Varelas, H. Wang, Z. Wu, J. Zhang

The University of Iowa, Iowa City, USA

B. Bilki⁶⁷, W. Clarida, K. Dilsiz⁶⁸, S. Durgut, R.P. Gandrajula, M. Haytmyradov, V. Khristenko, J.-P. Merlo, H. Mermerkaya⁶⁹, A. Mestvirishvili, A. Moeller, J. Nachtman, H. Ogul⁷⁰, Y. Onel, F. Ozok⁷¹, A. Penzo, C. Snyder, E. Tiras, J. Wetzel, K. Yi

Johns Hopkins University, Baltimore, USA

B. Blumenfeld, A. Cocoros, N. Eminizer, D. Fehling, L. Feng, A.V. Gritsan, P. Maksimovic, J. Roskes, U. Sarica, M. Swartz, M. Xiao, C. You

The University of Kansas, Lawrence, USA

A. Al-bataineh, P. Baringer, A. Bean, S. Boren, J. Bowen, J. Castle, S. Khalil, A. Kropivnitskaya, D. Majumder, W. Mcbrayer, M. Murray, C. Rogan, C. Royon, S. Sanders, E. Schmitz, J.D. Tapia Takaki, Q. Wang

Kansas State University, Manhattan, USA

A. Ivanov, K. Kaadze, Y. Maravin, A. Mohammadi, L.K. Saini, N. Skhirtladze

Lawrence Livermore National Laboratory, Livermore, USA

F. Rebassoo, D. Wright

University of Maryland, College Park, USA

A. Baden, O. Baron, A. Belloni, S.C. Eno, Y. Feng, C. Ferraioli, N.J. Hadley, S. Jabeen, G.Y. Jeng, R.G. Kellogg, J. Kunkle, A.C. Mignerey, F. Ricci-Tam, Y.H. Shin, A. Skuja, S.C. Tonwar

Massachusetts Institute of Technology, Cambridge, USA

D. Abercrombie, B. Allen, V. Azzolini, R. Barbieri, A. Baty, G. Bauer, R. Bi, S. Brandt, W. Busza, I.A. Cali, M. D'Alfonso, Z. Demiragli, G. Gomez Ceballos, M. Goncharov, P. Harris, D. Hsu, M. Hu, Y. Iiyama, G.M. Innocenti, M. Klute, D. Kovalskyi, Y.-J. Lee, A. Levin, P.D. Luckey, B. Maier, A.C. Marini, C. McGinn, C. Mironov, S. Narayanan, X. Niu, C. Paus, C. Roland, G. Roland, J. Salfeld-Nebgen, G.S.F. Stephans, K. Sumorok, K. Tatar, D. Velicanu, J. Wang, T.W. Wang, B. Wyslouch

University of Minnesota, Minneapolis, USA

A.C. Benvenuti, R.M. Chatterjee, A. Evans, P. Hansen, J. Hiltbrand, S. Kalafut, Y. Kubota, Z. Lesko, J. Mans, S. Nourbakhsh, N. Ruckstuhl, R. Rusack, J. Turkewitz, M.A. Wadud

University of Mississippi, Oxford, USA

J.G. Acosta, S. Oliveros

University of Nebraska-Lincoln, Lincoln, USA

E. Avdeeva, K. Bloom, D.R. Claes, C. Fangmeier, F. Golf, R. Gonzalez Suarez, R. Kamalieddin, I. Kravchenko, J. Monroy, J.E. Siado, G.R. Snow, B. Stieger

State University of New York at Buffalo, Buffalo, USA

J. Dolen, A. Godshalk, C. Harrington, I. Iashvili, D. Nguyen, A. Parker, S. Rappoccio, B. Roozbahani

Northeastern University, Boston, USA

G. Alverson, E. Barberis, C. Freer, A. Hortiangtham, A. Massironi, D.M. Morse, T. Orimoto, R. Teixeira De Lima, T. Wamorkar, B. Wang, A. Wisecarver, D. Wood

Northwestern University, Evanston, USA

S. Bhattacharya, O. Charaf, K.A. Hahn, N. Mucia, N. Odell, M.H. Schmitt, K. Sung, M. Trovato, M. Velasco

University of Notre Dame, Notre Dame, USA

R. Bucci, N. Dev, M. Hildreth, K. Hurtado Anampa, C. Jessop, D.J. Karmgard, N. Kellams, K. Lannon, W. Li, N. Loukas, N. Marinelli, F. Meng, C. Mueller, Y. Musienko³⁷, M. Planer, A. Reinsvold, R. Ruchti, P. Siddireddy, G. Smith, S. Taroni, M. Wayne, A. Wightman, M. Wolf, A. Woodard

The Ohio State University, Columbus, USA

J. Alimena, L. Antonelli, B. Bylsma, L.S. Durkin, S. Flowers, B. Francis, A. Hart, C. Hill, W. Ji, T.Y. Ling, B. Liu, W. Luo, B.L. Winer, H.W. Wulsin

Princeton University, Princeton, USA

S. Cooperstein, O. Driga, P. Elmer, J. Hardenbrook, P. Hebda, S. Higginbotham, A. Kalogeropoulos, D. Lange, J. Luo, D. Marlow, K. Mei, I. Ojalvo, J. Olsen, C. Palmer, P. Piroué, D. Stickland, C. Tully

University of Puerto Rico, Mayaguez, USA

S. Malik, S. Norberg

Purdue University, West Lafayette, USA

A. Barker, V.E. Barnes, S. Das, S. Folgueras, L. Gutay, M. Jones, A.W. Jung, A. Khatiwada, D.H. Miller, N. Neumeister, C.C. Peng, H. Qiu, J.F. Schulte, J. Sun, F. Wang, R. Xiao, W. Xie

Purdue University Northwest, Hammond, USA

T. Cheng, N. Parashar, J. Stupak

Rice University, Houston, USA

Z. Chen, K.M. Ecklund, S. Freed, F.J.M. Geurts, M. Guilbaud, M. Kilpatrick, W. Li, B. Michlin, B.P. Padley, J. Roberts, J. Rorie, W. Shi, Z. Tu, J. Zabel, A. Zhang

University of Rochester, Rochester, USA

A. Bodek, P. de Barbaro, R. Demina, Y.t. Duh, T. Ferbel, M. Galanti, A. Garcia-Bellido, J. Han, O. Hindrichs, A. Khukhunaishvili, K.H. Lo, P. Tan, M. Verzetti

The Rockefeller University, New York, USA

R. Ciesielski, K. Goulianos, C. Mesropian

Rutgers, The State University of New Jersey, Piscataway, USA

A. Agapitos, J.P. Chou, Y. Gershtein, T.A. Gómez Espinosa, E. Halkiadakis, M. Heindl, E. Hughes, S. Kaplan, R. Kunnawalkam Elayavalli, S. Kyriacou, A. Lath, R. Montalvo, K. Nash, M. Osherson, H. Saka, S. Salur, S. Schnetzer, D. Sheffield, S. Somalwar, R. Stone, S. Thomas, P. Thomassen, M. Walker

University of Tennessee, Knoxville, USA

A.G. Delannoy, J. Heideman, G. Riley, K. Rose, S. Spanier, K. Thapa

Texas A&M University, College Station, USA

O. Bouhali⁷², A. Castaneda Hernandez⁷², A. Celik, M. Dalchenko, M. De Mattia, A. Delgado, S. Dildick, R. Eusebi, J. Gilmore, T. Huang, T. Kamon⁷³, R. Mueller, Y. Pakhotin, R. Patel, A. Perloff, L. Perniè, D. Rathjens, A. Safonov, A. Tatarinov, K.A. Ulmer

Texas Tech University, Lubbock, USA

N. Akchurin, J. Damgov, F. De Guio, P.R. Duderod, J. Faulkner, E. Gurpinar, S. Kunori, K. Lamichhane, S.W. Lee, T. Mengke, S. Muthumuni, T. Peltola, S. Undleeb, I. Volobouev, Z. Wang

Vanderbilt University, Nashville, USA

S. Greene, A. Gurrola, R. Janjam, W. Johns, C. Maguire, A. Melo, H. Ni, K. Padeken, P. Sheldon, S. Tuo, J. Velkovska, Q. Xu

University of Virginia, Charlottesville, USA

M.W. Arenton, P. Barria, B. Cox, R. Hirosky, M. Joyce, A. Ledovskoy, H. Li, C. Neu, T. Sinthuprasith, Y. Wang, E. Wolfe, F. Xia

Wayne State University, Detroit, USA

R. Harr, P.E. Karchin, N. Poudyal, J. Sturdy, P. Thapa, S. Zaleski

University of Wisconsin - Madison, Madison, WI, USA

M. Brodski, J. Buchanan, C. Caillol, D. Carlsmith, S. Dasu, L. Dodd, S. Duric, B. Gomber, M. Grothe, M. Herndon, A. Hervé, U. Hussain, P. Klabbers, A. Lanaro, A. Levine, K. Long, R. Loveless, V. Rekovic, T. Ruggles, A. Savin, N. Smith, W.H. Smith, N. Woods

†: Deceased

- 1: Also at Vienna University of Technology, Vienna, Austria
- 2: Also at IRFU, CEA, Université Paris-Saclay, Gif-sur-Yvette, France
- 3: Also at Universidade Estadual de Campinas, Campinas, Brazil
- 4: Also at Federal University of Rio Grande do Sul, Porto Alegre, Brazil
- 5: Also at Université Libre de Bruxelles, Bruxelles, Belgium
- 6: Also at Institute for Theoretical and Experimental Physics, Moscow, Russia
- 7: Also at Joint Institute for Nuclear Research, Dubna, Russia
- 8: Also at Cairo University, Cairo, Egypt
- 9: Also at Suez University, Suez, Egypt
- 10: Now at British University in Egypt, Cairo, Egypt
- 11: Now at Ain Shams University, Cairo, Egypt
- 12: Also at Department of Physics, King Abdulaziz University, Jeddah, Saudi Arabia
- 13: Also at Université de Haute Alsace, Mulhouse, France
- 14: Also at Skobeltsyn Institute of Nuclear Physics, Lomonosov Moscow State University, Moscow, Russia
- 15: Also at Tbilisi State University, Tbilisi, Georgia
- 16: Also at CERN, European Organization for Nuclear Research, Geneva, Switzerland
- 17: Also at RWTH Aachen University, III. Physikalisches Institut A, Aachen, Germany
- 18: Also at University of Hamburg, Hamburg, Germany
- 19: Also at Brandenburg University of Technology, Cottbus, Germany
- 20: Also at MTA-ELTE Lendület CMS Particle and Nuclear Physics Group, Eötvös Loránd University, Budapest, Hungary
- 21: Also at Institute of Nuclear Research ATOMKI, Debrecen, Hungary
- 22: Also at Institute of Physics, University of Debrecen, Debrecen, Hungary
- 23: Also at Indian Institute of Technology Bhubaneswar, Bhubaneswar, India
- 24: Also at Institute of Physics, Bhubaneswar, India
- 25: Also at Shoolini University, Solan, India
- 26: Also at University of Visva-Bharati, Santiniketan, India
- 27: Also at University of Ruhuna, Matara, Sri Lanka
- 28: Also at Isfahan University of Technology, Isfahan, Iran
- 29: Also at Yazd University, Yazd, Iran
- 30: Also at Plasma Physics Research Center, Science and Research Branch, Islamic Azad University, Tehran, Iran
- 31: Also at Università degli Studi di Siena, Siena, Italy
- 32: Also at INFN Sezione di Milano-Bicocca; Università di Milano-Bicocca, Milano, Italy
- 33: Also at International Islamic University of Malaysia, Kuala Lumpur, Malaysia
- 34: Also at Malaysian Nuclear Agency, MOSTI, Kajang, Malaysia
- 35: Also at Consejo Nacional de Ciencia y Tecnología, Mexico city, Mexico
- 36: Also at Warsaw University of Technology, Institute of Electronic Systems, Warsaw, Poland
- 37: Also at Institute for Nuclear Research, Moscow, Russia
- 38: Now at National Research Nuclear University 'Moscow Engineering Physics

Institute' (MEPhI), Moscow, Russia

39: Also at St. Petersburg State Polytechnical University, St. Petersburg, Russia

40: Also at University of Florida, Gainesville, USA

41: Also at P.N. Lebedev Physical Institute, Moscow, Russia

42: Also at California Institute of Technology, Pasadena, USA

43: Also at Budker Institute of Nuclear Physics, Novosibirsk, Russia

44: Also at Faculty of Physics, University of Belgrade, Belgrade, Serbia

45: Also at University of Belgrade, Faculty of Physics and Vinca Institute of Nuclear Sciences, Belgrade, Serbia

46: Also at Scuola Normale e Sezione dell'INFN, Pisa, Italy

47: Also at National and Kapodistrian University of Athens, Athens, Greece

48: Also at Riga Technical University, Riga, Latvia

49: Also at Universität Zürich, Zurich, Switzerland

50: Also at Stefan Meyer Institute for Subatomic Physics (SMI), Vienna, Austria

51: Also at Adiyaman University, Adiyaman, Turkey

52: Also at Istanbul Aydin University, Istanbul, Turkey

53: Also at Mersin University, Mersin, Turkey

54: Also at Piri Reis University, Istanbul, Turkey

55: Also at Gaziosmanpasa University, Tokat, Turkey

56: Also at Izmir Institute of Technology, Izmir, Turkey

57: Also at Necmettin Erbakan University, Konya, Turkey

58: Also at Marmara University, Istanbul, Turkey

59: Also at Kafkas University, Kars, Turkey

60: Also at Istanbul Bilgi University, Istanbul, Turkey

61: Also at Rutherford Appleton Laboratory, Didcot, United Kingdom

62: Also at School of Physics and Astronomy, University of Southampton, Southampton, United Kingdom

63: Also at Monash University, Faculty of Science, Clayton, Australia

64: Also at Instituto de Astrofísica de Canarias, La Laguna, Spain

65: Also at Utah Valley University, Orem, USA

66: Also at Purdue University, West Lafayette, USA

67: Also at Beykent University, Istanbul, Turkey

68: Also at Bingol University, Bingol, Turkey

69: Also at Erzincan University, Erzincan, Turkey

70: Also at Sinop University, Sinop, Turkey

71: Also at Mimar Sinan University, Istanbul, Istanbul, Turkey

72: Also at Texas A&M University at Qatar, Doha, Qatar

73: Also at Kyungpook National University, Daegu, Korea