



Search for supersymmetry in events with a photon, a lepton, and missing transverse momentum in proton-proton collisions at $\sqrt{s} = 13$ TeV

The CMS Collaboration*

Abstract

Results of a search for supersymmetry are presented using events with a photon, an electron or muon, and large missing transverse momentum. The analysis is based on a data sample corresponding to an integrated luminosity of 35.9 fb^{-1} of proton-proton collisions at $\sqrt{s} = 13$ TeV, produced by the LHC and collected with the CMS detector in 2016. Theoretical models with gauge-mediated supersymmetry breaking predict events with photons in the final state, as well as electroweak gauge bosons decaying to leptons. Searches for events with a photon, a lepton, and missing transverse momentum are sensitive probes of these models. No excess of events is observed beyond expectations from standard model processes. The results of the search are interpreted in the context of simplified models inspired by gauge-mediated supersymmetry breaking. These models are used to derive upper limits on the production cross sections and set lower bounds on masses of supersymmetric particles. Gaugino masses below 930 GeV are excluded at the 95% confidence level in a simplified model with electroweak production of a neutralino and chargino. For simplified models of gluino and squark pair production, gluino masses up to 1.75 TeV and squark masses up to 1.43 TeV are excluded at the 95% confidence level.

Published in the Journal of High Energy Physics as doi:10.1007/JHEP01(2019)154.

1 Introduction

The search for supersymmetry (SUSY), a popular extension of the standard model (SM) of particle physics, is a central piece of the physics program at the CERN LHC. Models utilizing a general gauge-mediated (GGM) SUSY mechanism [1–6], with the assumption that R parity [7] is conserved, often lead to final states containing photons and significant transverse momentum imbalance [8–15]. Final states with an additional lepton enhance the sensitivity to the electroweak (EW) production of SUSY particles, making signatures with both leptons and photons an important part of the SUSY search program at the LHC.

In GGM SUSY models, the lightest SUSY particle (LSP), taken to be the gravitino \tilde{G} , is both stable and weakly interacting. It escapes detection, leading to missing momentum in the event. Except for direct LSP pair production, each produced SUSY particle initiates a decay chain that yields the next-to-lightest SUSY particle (NLSP) decaying to the LSP. The signature of the event depends sensitively on the nature of the NLSP. In most GGM models, the NLSP is taken to be a bino- or wino-like neutralino or a wino-like chargino, where the bino and wino are the superpartners of the SM U(1) and SU(2) gauge particles, respectively. Typically, a neutral NLSP $\tilde{\chi}^0$ will decay to a photon or a Z boson, while a charged NLSP $\tilde{\chi}^\pm$ will produce a W boson, where both vector bosons can decay leptonically.

In this paper, the results are presented of a search for SUSY in events with one photon γ , at least one lepton ℓ (electron or muon), and large transverse momentum imbalance. This signature suppresses many SM backgrounds, avoiding the need for additional requirements such as associated jet activity. This makes it possible to include events with low jet activity, increasing the sensitivity to SUSY scenarios with EW production, in which the absence of colored SUSY particles in the decay chain leads to lower final-state jet activity in these models.

The data sample corresponds to an integrated luminosity of 35.9 fb^{-1} of proton-proton (pp) collision data at $\sqrt{s} = 13 \text{ TeV}$, collected with the CMS detector at the LHC in 2016. Similar searches with a photon plus lepton signature were conducted by the ATLAS [16] and CMS [17, 18] experiments at $\sqrt{s} = 7$ and 8 TeV . Searches for SUSY in GGM scenarios have also been conducted in the single-photon [19, 20] and two-photon [21] channels at $\sqrt{s} = 13 \text{ TeV}$. None of these analyses observed any significant excess of events over their respective SM predictions. This paper improves the sensitivity of the previous CMS result obtained at $\sqrt{s} = 8 \text{ TeV}$ [22].

The diagrams in figure 1 provide examples of the decays studied in this analysis. Simplified models [23] are used for the interpretation of the results. The three simplified models considered are denoted as T5Wg, T6Wg, and TChiWg, where T5Wg assumes gluino (\tilde{g}) pair production, T6Wg squark (\tilde{q}) pair production, and TChiWg the direct EW production of a neutralino and chargino. For simplicity, we assume the $\tilde{\chi}^0$ and $\tilde{\chi}^\pm$ are mass-degenerate co-NLSPs and are therefore produced at equal rates. The decay of the NLSP $\tilde{\chi}^\pm$ ($\tilde{\chi}^0$) produces a gravitino LSP with a W^\pm (γ). We assume a 50% branching fraction to either the $\tilde{\chi}^0$ or the $\tilde{\chi}^\pm$ in the decays $\tilde{g} \rightarrow q\bar{q}\tilde{\chi}^0/\tilde{\chi}^\pm$ and $\tilde{q} \rightarrow q\tilde{\chi}^0/\tilde{\chi}^\pm$, and 100% branching fractions for the decays $\tilde{\chi}^0 \rightarrow \gamma\tilde{G}$ and $\tilde{\chi}^\pm \rightarrow W^\pm\tilde{G}$.

The paper is organized as follows. In section 2, we describe the CMS detector used to collect the data. The data samples and object definitions used in the analysis are described in section 3, and the details of the event selection are given in section 4. The methods for estimating the backgrounds in the analysis are discussed in section 5, the systematic uncertainties in section 6, and the results in section 7. Conclusions are summarized in section 8, including our exclusion limits in the simplified-model framework.

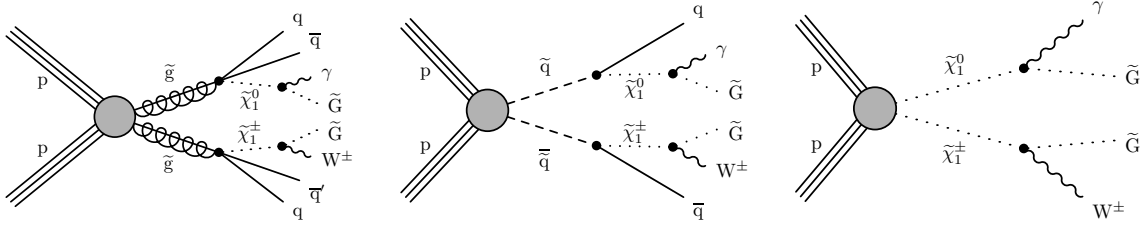


Figure 1: Diagrams showing the production and decay modes of the signal models T5Wg (left), T6Wg (center), and TChiWg (right) considered in this analysis.

2 The CMS detector

The central feature of the CMS apparatus is a superconducting solenoid with an internal diameter of 6 m, providing an axial magnetic field of 3.8 T. Within the solenoid volume are several subdetector systems, each composed of a cylindrical barrel closed by two endcaps. At the core is a silicon pixel and strip tracker, providing a precise measurement of the trajectories of charged particles. The energy of photons and electrons is measured by a lead tungstate crystal electromagnetic calorimeter (ECAL), covering the pseudorapidity range $|\eta| < 1.479$ in the barrel and $1.479 < |\eta| < 3.0$ in the endcap. Surrounding the ECAL is a brass and scintillator sampling hadron calorimeter (HCAL) with $|\eta| < 3.0$ coverage. Forward calorimeters extend the calorimeter coverage up to $|\eta| = 5.0$. Muons are measured in gas-ionization detectors embedded in the steel flux-return yoke outside the solenoid.

In the barrel section of the ECAL, an energy resolution of about 1% is achieved for unconverted and late-converting photons with transverse momentum $p_T \approx 10$ GeV. The remaining barrel photons have a resolution of about 1.3% up to $|\eta| < 1.0$, rising to about 2.5% for $|\eta| = 1.4$ [24].

The electron momentum is estimated by combining the energy measurement in the ECAL with the momentum measurement in the tracker. The momentum resolution for electrons with $p_T \approx 45$ GeV from $Z \rightarrow e^+e^-$ decays ranges from 1.7 to 4.5%. It is generally better in the barrel region than in the endcaps, and also depends on the bremsstrahlung energy emitted by the electron as it traverses the material in front of the ECAL [25].

Muons are measured in the range $|\eta| < 2.4$, with detector elements based on three technologies: drift tubes, cathode strip chambers, and resistive plate chambers. Matching muons to tracks reconstructed in the silicon tracker results in a relative transverse momentum resolution, for muons with p_T up to 100 GeV, of 1% in the barrel and 3% in the endcaps. The p_T resolution in the barrel is better than 7% for muons with p_T up to 1 TeV [26].

A detailed description of the CMS detector, together with the definition of the coordinate system used and the relevant kinematic variables, can be found in Ref. [27].

3 Object reconstruction and simulated samples

Physics objects are defined using the particle-flow (PF) algorithm [28], which aims to reconstruct and identify each individual particle in an event via an optimized combination of information from different elements of the CMS detector. The PF candidates are classified as photons, charged hadrons, neutral hadrons, electrons, or muons. The PF method also allows the identification and mitigation of particles from additional pp interactions in the same or adjacent beam crossings (pileup).

Photons are reconstructed from clusters of energy deposits in the ECAL. To distinguish pho-

ton candidates from electrons, photon objects are rejected if a matching pixel detector track segment from the silicon tracker is identified. Photon candidates used in this analysis are identified with a set of loose quality criteria with an average selection efficiency of 90%. We require such photon candidates to be associated with an energy deposit in the HCAL having no more than 6% of the energy deposited in the ECAL, and a shower shape in the η direction consistent with that of a genuine photon. In addition, the photons are required to have more than 50% of their cluster energy deposited in the 3×3 array of crystals centered on the most energetic crystal.

To further suppress the misidentification of hadrons as photons, a PF-based isolation requirement is imposed. The isolation variable is calculated by summing the magnitude of the transverse momentum of all PF charged hadrons, neutral hadrons, and other photons within a cone of $\Delta R \equiv \sqrt{(\Delta\eta)^2 + (\Delta\phi)^2} = 0.3$, where ϕ is the azimuthal angle in radians, around the candidate photon direction. We required this variable not to exceed fixed values that are set to achieve a desirable balance between identification efficiency and misidentification rate. The photon object that is being identified is not included in the isolation sums, and charged hadrons are included only if they are associated with the primary pp interaction vertex. The reconstructed vertex with the largest value of summed physics-object p_T^2 is taken to be the primary pp vertex. The physics objects are the jets, clustered using the jet-finding algorithm [29, 30] with the tracks assigned to the vertex as inputs, and the associated missing transverse momentum, taken as the negative vector p_T sum of those jets.

Electrons are found by associating tracks reconstructed in the silicon tracker with ECAL clusters. The electron candidates are required to be within the fiducial region of $|\eta| < 2.5$, where the tracker coverage ends. Identification of electrons is based on the shower shape of the ECAL cluster, the HCAL-to-ECAL energy ratio, the geometric matching between the cluster and the track, the quality of the track reconstruction, and the isolation variable. To enhance the identification efficiency, the isolation variable is calculated from the transverse momenta of photons, charged hadrons, and neutral hadrons within a ΔR cone whose radius is variable depending on the electron p_T [31], and which is also corrected for the effects of pileup [32].

The reconstruction of muons is based on associating tracks from the silicon tracker with those in the muon system. A set of muon identification criteria, based on the goodness of the track fit and the quality of muon reconstruction, is applied to select the muon candidates, having an efficiency greater than 98% for genuine muons [26]. Muons are also required to be isolated from other objects in the event using a similar isolation variable [26] as in the electron identification.

Jets are reconstructed starting with all PF candidates that are clustered using the anti- k_T algorithm [29, 30] with a distance parameter that determines the nominal jet radius of $R = 0.4$. The jet energies are corrected for detector response, as well as an offset energy from pileup interactions [32]. Jet candidates considered in this analysis are required to have $p_T > 30$ GeV and be within the $|\eta| < 2.5$ region. Tracks associated with the jet are required to be consistent with originating from the primary vertex. The missing transverse momentum vector \vec{p}_T^{miss} is given by the negative vector p_T sum of all PF objects, with jet energy corrections [32, 33] applied. The magnitude of \vec{p}_T^{miss} is referred to as the missing transverse momentum p_T^{miss} . The near hermiticity of the CMS detector allows for accurate measurements of p_T^{miss} . Dedicated filters are applied to remove events with p_T^{miss} induced by beam halo, noise in the detector, or poorly reconstructed muons [34].

Monte Carlo (MC) simulated events are used to model the SM backgrounds, validate the background estimation methods, and study the SUSY signal yields. In order to study the SM backgrounds, discussed more fully in section 5, samples of $W\gamma$ events are generated with

MADGRAPH5_aMC@NLO 2.3.3 [35] at leading order (LO), while the $Z\gamma$, Drell–Yan, $WW(+\gamma)$, $WZ(+\gamma)$, and $t\bar{t} (+\gamma)$ background processes are generated at next-to-leading order (NLO). All samples use the NNPDF 3.0 [36] parton distribution functions (PDFs). The generated events are interfaced with PYTHIA 8.205 or 8.212 [37] with the CUETP8M1 underlying event tune [38] for simulation of parton showering and hadronization. Renormalization and factorization scales and PDF uncertainties are derived with the use of the SysCalc package [39]. The $Z\gamma$, Drell–Yan, $WW(+\gamma)$, $WZ(+\gamma)$, and $t\bar{t} (+\gamma)$ samples are scaled to the integrated luminosity using the theoretical cross sections at NLO precision [35]. For the $W\gamma$ sample, a next-to-NLO (NNLO) scale factor of 1.34 [40] is applied to the LO cross section to account for higher-order corrections. The CMS detector response is simulated using a GEANT4-based [41] package. The effects of pileup are modeled in the simulation by overlaying simulated minimum-bias events on the corresponding hard-scattering event, and the distribution of the pileup vertices is reweighted to match that observed in data.

The signal events in the three simplified models introduced in section 1 are generated with MADGRAPH5_aMC@NLO at LO. The cross sections are calculated at NLO plus next-to-leading-logarithm (NLL) accuracy [42–46]. The generated events are processed with a fast simulation of the CMS detector response [47]. Scale factors are applied to compensate for any differences with respect to the full simulation.

To improve the MADGRAPH5_aMC@NLO modeling of initial-state radiation (ISR), which affects the total transverse momentum of the event, the ISR transverse momentum (p_T^{ISR}) distributions of the MC $W\gamma$ and $Z\gamma$ events are weighted to agree with those in data. This reweighting procedure is based on studies of the transverse momentum of Z boson events [48]. The reweighting factors range from 1.11 for $p_T^{\text{ISR}} \approx 125$ GeV to 0.64 for $p_T^{\text{ISR}} > 300$ GeV. We take the deviation of the reweighting factors from 1.0 as an estimate of the systematic uncertainty in the reweighting procedure.

4 Event selection

The analysis is performed in both the $e\gamma$ and $\mu\gamma$ channels. The $e\gamma$ data sample is collected using a diphoton trigger [49] requiring at least two isolated electromagnetic objects with p_T thresholds of 30 and 18 GeV for the highest p_T and second-highest- p_T electromagnetic object, respectively, that satisfy loose identification criteria and have an invariant mass $M_{\gamma\gamma} > 90$ GeV. The trigger does not veto photon objects that can be matched to a track from the silicon tracker, allowing events with a photon and an electron to also pass the trigger selections. The $\mu\gamma$ events are collected using a combination of two muon+photon triggers, one requiring the presence of an isolated photon with $p_T > 30$ GeV and a muon with $p_T > 17$ GeV, and the other using symmetric p_T thresholds of 38 GeV for both objects, with no photon isolation criteria. With the selection criteria described below, the average trigger efficiency for the investigated SUSY signal models is found to be 96% for $e\gamma$ and 94% for $\mu\gamma$.

Candidate signal events are required to contain at least one isolated photon with $p_T^\gamma > 35$ GeV and $|\eta| < 1.44$ and at least one isolated electron (muon) with $p_T > 25$ GeV and $|\eta| < 2.5$ (2.4). To ensure a high reconstruction efficiency, electrons in the barrel-endcap transition region $1.44 < |\eta| < 1.56$ are rejected. If more than one electron (muon) satisfies the selection criteria, the highest p_T candidate is selected. To suppress events with photons from final-state radiation, photon candidates are vetoed if they are within $\Delta R < 0.3$ of any reconstructed electron or muon. In addition, the highest p_T photon is required to be separated from the highest p_T lepton by $\Delta R > 0.8$. In the $e\gamma$ channel, the $e\gamma$ invariant mass must be at least 10 GeV greater than the world-average Z boson mass [50] to reduce the contribution of $Z \rightarrow e^+e^-$ events, where one of

the electrons is misidentified as a photon.

For each event we compute the transverse mass m_T of the lepton plus p_T^{miss} system to help discriminate between the SUSY signal and SM backgrounds. The quantity m_T is defined as $m_T = \sqrt{2p_T^\ell p_T^{\text{miss}} [1 - \cos(\Delta\phi(\ell, \vec{p}_T^{\text{miss}}))]}$, where p_T^ℓ is the magnitude of the lepton transverse momentum and $\Delta\phi$ is the difference in azimuthal angle between the direction of the lepton and \vec{p}_T^{miss} . The signal region is defined as $p_T^{\text{miss}} > 120 \text{ GeV}$ and $m_T > 100 \text{ GeV}$. Models with strongly produced SUSY particles lead to final states with significant hadronic activity in the form of jets. To provide additional sensitivity to these models, we define the variable H_T as the scalar sum of the transverse momenta of all jets that are separated from both the candidate photon and candidate lepton by $\Delta R > 0.4$. The signal region is later divided into search regions as a function of p_T^{miss} , p_T^γ , and H_T .

5 Background estimation

The SM backgrounds of events with one lepton, one photon, and substantial p_T^{miss} in the final state mainly arise from three sources. The first consists of events without a directly produced (prompt) photon. This includes events with a photon that does not originate from the hard-scattering event vertex, but from a nearby pileup vertex, as well as events with an object such as an electron or an electromagnetically rich jet that is misidentified as a photon. The second source of background consists of events that do not contain a prompt lepton. These typically result from the misidentification of a jet as a lepton, or from a jet caused by the hadronization of a heavy-flavor quark, which produces a lepton via the semileptonic decay of the corresponding heavy-flavor meson or baryon. The final contribution to the background comes from EW processes, primarily $W\gamma$ and $Z\gamma$ production. This category also includes rarer processes such as $WW\gamma$, $WZ\gamma$, and $t\bar{t}\gamma$, referred to in this paper as the ‘‘rare EW’’ background.

The contribution from EW processes is estimated via simulation, while the backgrounds due to misidentified photons and leptons are estimated from data, as described below.

5.1 Backgrounds from misidentified photons

Photon candidates are considered misidentified if they are not produced directly in the hard-scattering process, or if they result from a misidentified object. The latter constitute the majority of misidentified photons and can occur in two cases: when a large fraction of the energy of a jet is carried by a neutral pion decaying into two almost collinear photons, or when an electron fails to register hits in the pixel tracker. In both cases, a misidentified photon is reconstructed. Signal candidate events with misidentified photons from jets can arise from the process $W(\rightarrow \ell\nu) + \text{jets}$, where a π^0 or η meson in the jet decays to photons. Signal candidate events with misidentified photons from electrons can arise from Drell–Yan dielectron production ($q\bar{q} \rightarrow \gamma^* \rightarrow e^+e^-$), as well as $t\bar{t}$ events with an electron in the final state.

The misidentified-photon background is estimated from collision data by determining the misidentification rate from a control sample of electron-like objects and applying it to events in a control region. First, the control sample is formed by replacing the photon candidate with a photon-like object, which is obtained by inverting some of the photon identification criteria, while keeping the other selection requirements identical to those for signal candidates. Second, the misidentification rate is defined as the ratio of the number of misidentified photons to the total number of photon-like objects in the control sample. The misidentification rate is applied in a control region, defined by $p_T^{\text{miss}} < 70 \text{ GeV}$, to estimate the number of misidentified photons in the control region. This estimate is then extrapolated to the signal region.

Electron control samples are constructed by requiring a candidate photon to either be associated with a seed track in the pixel detector or be geometrically matched to a reconstructed electron within $\Delta R < 0.03$. The misidentification rate is estimated using the “tag-and-probe” method [51] on a sample of $Z \rightarrow e^+e^-$ events in data. The rate is derived in bins of three variables: the p_T and $|\eta|$ of the probe objects, and the number of vertices in the event N_{vtx} . Parameterized functions are used to model the dependence of the misidentification rate on p_T and N_{vtx} , and binned values are used for the $|\eta|$ dependence. The measured misidentification rate varies from 2.3% for $p_T = 35$ GeV to 1.2% for $p_T > 180$ GeV. These misidentification rates are then applied on an event-by-event basis in the control region when estimating the misidentified-lepton backgrounds later in the signal region. To verify the correctness of this background estimation method, it is tested on simulated Drell–Yan and $t\bar{t}/WW/WZ$ events. As shown in figure 2, good agreement is achieved in the p_T^{miss} distribution of these simulated background events found using the control sample e-to- γ misidentification estimation method and that found directly from the generator-level truth information.

To estimate the jet-to-photon misidentification background, a hadronic control sample is constructed by inverting one of the variables characterizing the ECAL cluster shape ($\sigma_{\eta\eta}$ in Ref. [25]) and the isolation variable requirement. The misidentification rate for the hadronic control sample is determined through an assessment of the fraction of events with jet-to-photon misidentification among the photon candidates. This fraction is denoted as the “hadron fraction”. The measurement is performed in the control region $p_T^{\text{miss}} < 70$ GeV from a fit to the isolation variable distribution based on two templates, one representing pure photons obtained from γ +jet simulated MC events and one modeling the events with jet-to-photon misidentification, where the template for those events is obtained by inverting the $\sigma_{\eta\eta}$ requirement on the signal-photon

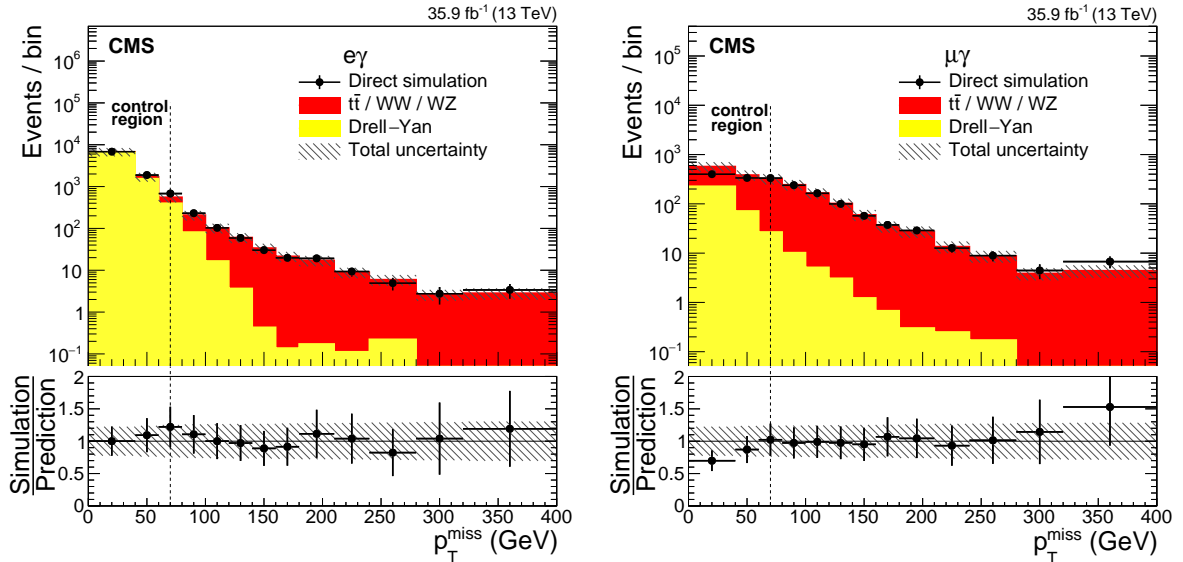


Figure 2: Verification of the e-to- γ misidentification estimation method using simulated data. The p_T^{miss} distribution for events with misidentified photons in the $e\gamma$ (left) and $\mu\gamma$ (right) channels from prediction using the control sample estimation method (histograms) and direct simulation (points), as obtained from the generator-level information of the simulated data. The vertical bars on the points show the statistical uncertainty in the simulation, while the horizontal bars give the bin widths. The dashed vertical line shows the boundary between the control and signal regions. The lower panels show the ratio of the predictions from direct simulation to those estimated with control samples. The hatched areas give the quadrature sum of the statistical and systematic uncertainties in the simulated background.

candidates. The fit to the isolation distribution is performed in bins of p_T^γ . The resulting hadron fraction varies from 47 to 4% for the $e\gamma$ channel and 18 to 4% for the $\mu\gamma$ channel as p_T^γ increases. The p_T distribution of the jet-to-photon background in the control region is obtained by multiplying the p_T distribution of the photon candidates by the hadron fraction. To extrapolate the result to high- p_T photons, the p_T shape of the jet-to-photon backgrounds and the control samples are modeled with the sum of two exponential functions, and the ratio between these two functions is used to assign event-by-event misidentification rates in the signal region. In the $e\gamma$ channel, the misidentification rate varies from 28% at $p_T = 35$ GeV to 12% at $p_T = 200$ GeV. In the $\mu\gamma$ channel, it drops from 22 to 10% as p_T goes from 35 to 200 GeV.

5.2 Electroweak and misidentified-lepton backgrounds

A lepton is considered to be misidentified if it doesn't originate from a prompt W or Z boson decay. This includes leptons from heavy- and light-flavor hadron decays, misidentified jets, and electrons from photon conversions. Similar to the misidentified-photon background, the shapes of the misidentified-lepton backgrounds are modeled by control samples, which are formed by inverting the isolation requirement of the lepton while keeping other requirements unchanged. For electrons, the cluster shape and the quality of the cluster-to-track matching are also inverted to include more hadronic objects.

The SM backgrounds in final states with a lepton, a photon, and large p_T^{miss} are dominated by the production of W and Z bosons in association with a photon, denoted as $V\gamma$ production. In particular, neutrinos from the W boson leptonic decay escape the detector, producing significant p_T^{miss} . The shape of the p_T^{miss} distribution from the $V\gamma$ background is modeled by simulation, and the normalization factors are determined together with those of the misidentified-lepton backgrounds, as described in the next paragraph.

The normalization of the $V\gamma$ and misidentified-lepton backgrounds is determined by a two-component signal-plus-background template fit to the distribution of $|\Delta\phi(\ell, \vec{p}_T^{\text{miss}})|$, the azimuthal angular difference between the direction of the lepton and \vec{p}_T^{miss} in the transverse plane. This fit is performed in the control region $40 < p_T^{\text{miss}} < 70$ GeV, where the lower bound of 40 GeV is applied to reduce the contribution of $Z\gamma$ events. Expected contributions from the misidentified-photon and rare EW backgrounds such as $WW(+\gamma)$, $WZ(+\gamma)$, and $t\bar{t}(+\gamma)$ processes are subtracted before the fit. The distribution of $|\Delta\phi(\ell, \vec{p}_T^{\text{miss}})|$ is shown in figure 3 with the fit results overlaid. The resulting scale factors (SFs) for the $V\gamma$ and misidentified-lepton backgrounds in the $e\gamma$ channel are $SF_{V\gamma} = 1.17 \pm 0.08$ and $SF_{e\text{-misid}} = 0.24 \pm 0.02$, respectively, while the SFs for the $\mu\gamma$ channel are $SF_{V\gamma} = 1.33 \pm 0.02$ and $SF_{\mu\text{-misid}} = 0.62 \pm 0.02$, where the uncertainties are statistical only.

6 Systematic uncertainties

Table 1 summarizes the relative systematic uncertainties in the background estimation and signal expectation. If the relative uncertainties differ considerably in different kinematic regions because of the limited number of events available for the evaluation of the systematic uncertainties, the range of the relative uncertainty is shown. The main sources of systematic uncertainties are the SFs derived from the $|\Delta\phi(\ell, \vec{p}_T^{\text{miss}})|$ template fit to the $V\gamma$ and misidentified-lepton backgrounds, and the cross sections used to normalize the rare EW simulated samples. The systematic uncertainty coming from the shape of the $V\gamma$ distribution is obtained by allowing each bin of the template to vary independently according to a Gaussian distribution. Systematic uncertainties in the magnitude of the normalization are determined by allowing the number of subtracted events from the estimated backgrounds to vary within their uncer-

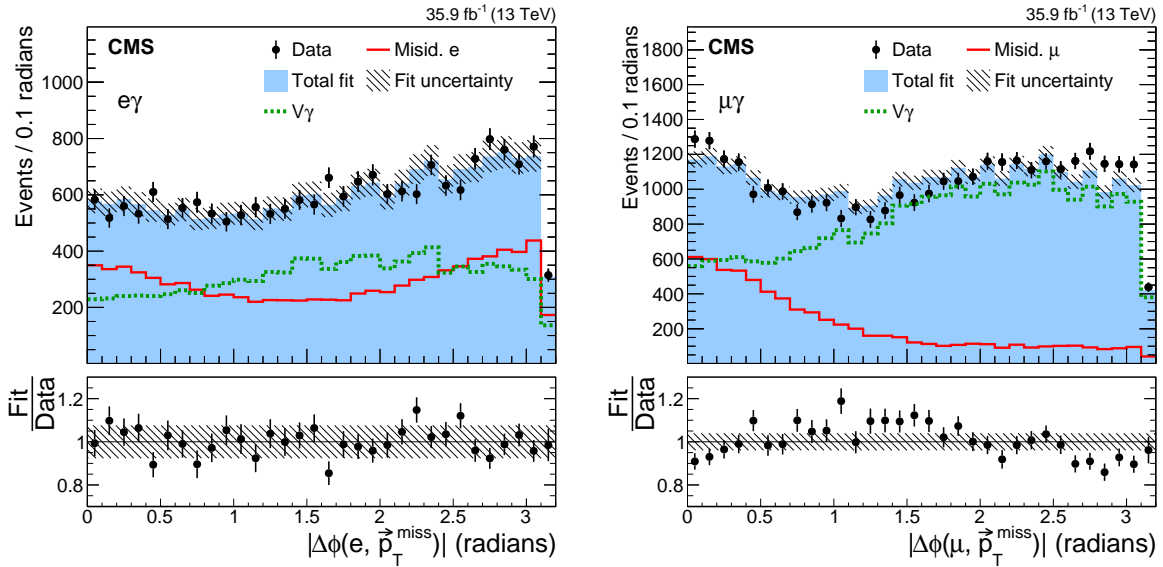


Figure 3: The $|\Delta\phi(\ell, \vec{p}_T^{\text{miss}})|$ distributions for the data in the $40 < p_T^{\text{miss}} < 70$ GeV control region (points) and the estimated $V\gamma$ (dashed line) and misidentified-lepton (solid line) backgrounds for the $e\gamma$ (left) and $\mu\gamma$ (right) channels. The filled histogram shows the result of the overall fit and the hatched area indicates the fit uncertainty. The vertical bars on the points represent the statistical uncertainty in the data. The lower panels show the ratio of the fit result to the data.

tainties, as well as the PDF and renormalization and factorization scales of the $V\gamma$ template to vary by one standard deviation around their nominal values. For the rare EW backgrounds, a 50% uncertainty is assigned to the cross sections to cover the difference between the calculated cross sections and the latest CMS measurements [52, 53].

The subdominant systematic uncertainties come from the modeling of the misidentified photons. Different choices of control samples and parameterized functions are studied to evaluate the size of these systematic effects. The uncertainties in the number of misidentified photons with $p_T < 200$ GeV are less than 20%. A larger uncertainty, up to 56%, is caused by the limited number of events in the control sample and applies only to the high- p_T bins, where the misidentified photons contribute less than 10% of the total background, resulting in a small effect on the total background prediction. For the backgrounds obtained from simulation, systematic uncertainties from the jet energy scale are evaluated by varying the corresponding scale by one standard deviation around its nominal value [54]. Uncertainties in the signal cross sections used in the simulation due to the PDFs and the renormalization and factorization scales are taken from Refs. [44–46]. The additional shape uncertainty in the signal sample due to the choice of the renormalization and factorization scales is estimated by varying the scales upward and downward by a factor of two with respect to their nominal values. Finally, the uncertainty in the integrated luminosity of the data sample is 2.5% [55].

7 Results

Figure 4 shows the p_T^{miss} , p_T^γ , and H_T distributions of the observed data and predicted background, together with the systematic uncertainties in the background prediction. The p_T^{miss} distribution includes all events with $m_T > 100$ GeV, while the p_T^γ and H_T distributions only include events in the signal region. Two simulated signal distributions, one from the TChiWg simplified model with an NLSP mass of 800 GeV, and the other from the T5Wg model with an NLSP mass of 1000 GeV and a gluino mass of 1700 GeV, are also overlaid. The data are

Table 1: The relative systematic uncertainties in the SM background processes (third column) and the expected SUSY signal (fourth column). The ranges refer to the uncertainties over the different kinematic regions.

Uncertainty source	Background process	Background uncertainty (%)	Signal uncertainty (%)
Jet energy scale	$V\gamma$, rare EW	0–23	0–10
Normalization scale	$V\gamma$, jet $\rightarrow \ell$ misid.	20	—
Cross section	rare EW	50	4–37
Ident. and trigger efficiency	$V\gamma$, rare EW	1.3–6.5	1.3–6.5
$e \rightarrow \gamma$	$e \rightarrow \gamma$ misid.	8–51	—
Jet $\rightarrow \gamma$ shape	jet $\rightarrow \gamma$ misid.	8–56	—
Misid. lepton shape	jet $\rightarrow \ell$ misid.	0–42	—
ISR corrections	$V\gamma$	3–58	0–32
Integrated luminosity	rare EW	2.5	2.5
Pileup uncertainty	—	—	2–10
PDF, renormalization/factorization scales	—	—	0–10
Fast simulation p_T^{miss} modeling	—	—	0–31

compatible with the estimated SM backgrounds within the uncertainties.

To improve the sensitivity for different SUSY scenarios, the signal region for each lepton channel is further divided into 18 search regions: three bins of p_T^{miss} (120–200, 200–400, and >400 GeV) in each of three H_T ranges (0–100, 100–400, and >400 GeV), and two ranges of photon p_T (35–200 and >200 GeV). The misidentified-photon and misidentified-lepton control samples are also divided into respective search regions. Figure 5 gives the event yields from data and the estimated total background in each of the search regions for the $e\gamma$ (left part) and $\mu\gamma$ (right part) channels. The observed data are consistent with the background predictions in all the search regions. The largest difference is in the fourth bin of the $e\gamma$ channel, which has an excess over the background prediction of 2.3 standard deviations. In the corresponding search regions of the $\mu\gamma$ channel, the data are compatible with the SM background predictions. Thus, we conclude that no significant excess of events beyond the SM expectation is observed.

8 Interpretation

The results are interpreted in the context of upper limits on the cross sections of the three simplified SUSY models introduced in section 1. For each mass point of the signal models, a 95% confidence level (CL) upper limit on the signal production cross section is obtained by calculating CL_s limits [56–58] using the profile likelihood as a test statistic and asymptotic formulas [59]. The SM background prediction, signal expectation, and observed number of events in each signal search region of the $e\gamma$ and $\mu\gamma$ channels defined above are combined into one statistical interpretation, and studied as a multichannel counting experiment.

Figure 6 shows the observed and expected 95% CL upper limits on the cross section for the TChiWg model as a function of the NLSP mass, together with the theoretical cross section for $\tilde{\chi}^0 \tilde{\chi}^\pm$ pair production. The TChiWg model is based on the direct production of $\tilde{\chi}^\pm$ and $\tilde{\chi}^0$, in which their decays are restricted to $W^\pm \tilde{G}$ and $\gamma \tilde{G}$, respectively. The gravitino \tilde{G} is modeled as nearly massless. Assuming a 100% branching fraction for $\tilde{\chi}^0 \rightarrow \gamma \tilde{G}$, this search excludes NLSP masses up to 930 GeV at the 95% CL.

In figure 7, we present the cross section 95% CL upper limits and mass exclusion contours for the T5Wg and T6Wg simplified models. The production cross section of the T5Wg (T6Wg) model is determined solely by $m_{\tilde{g}} (m_{\tilde{q}})$. Nevertheless, the $m_{\tilde{g}/\tilde{q}} - m_{\tilde{\chi}}$ mass difference affects the H_T and p_T^{miss} spectra, resulting in nontrivial exclusion-limit contours in the $(m_{\tilde{g}/\tilde{q}}, m_{\tilde{\chi}})$ mass

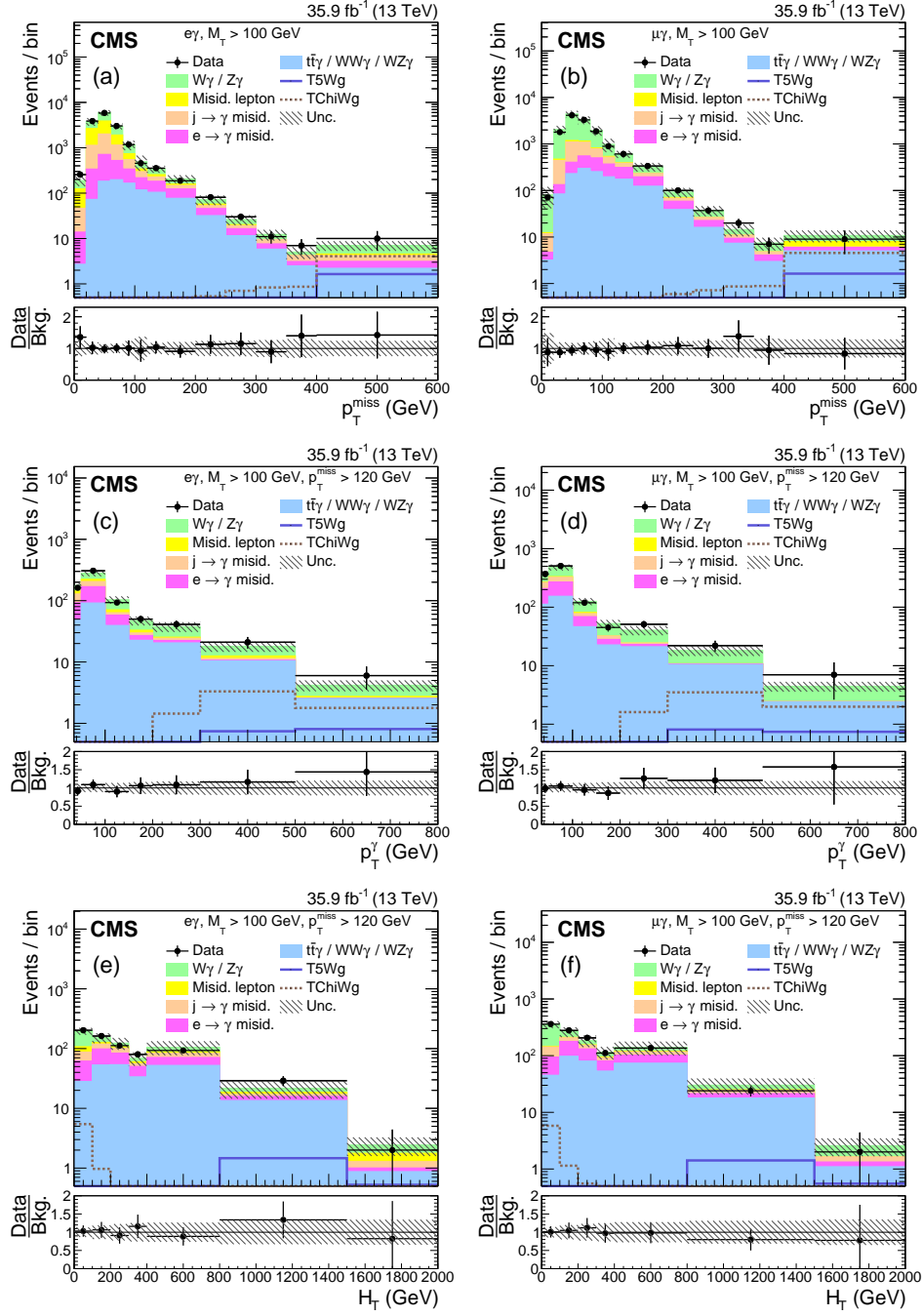


Figure 4: Distributions of p_T^{miss} (a, b), p_T^γ (c, d), and H_T (e, f) from data (points) and estimated SM predictions (stacked histograms) for the $e\gamma$ (left) and $\mu\gamma$ (right) channels. Simulated signal distributions from the TChiWg model (dotted) with $m_{\tilde{\chi}^0/\tilde{\chi}^\pm} = 800 \text{ GeV}$ and the T5Wg model (solid) with $m_{\tilde{g}} = 1700 \text{ GeV}$ are overlaid. The p_T^{miss} distribution includes all events with $m_T > 100 \text{ GeV}$, while the p_T^γ and H_T distributions only include events with $m_T > 100 \text{ GeV}$ and $p_T^{\text{miss}} > 120 \text{ GeV}$. The vertical bars on the points give the statistical uncertainty in the data and the horizontal bars show the bin widths. The hatched area represents the quadratic sum of the statistical and systematic uncertainties in the simulated background. The lower panels display the ratio of the data to the total background prediction.

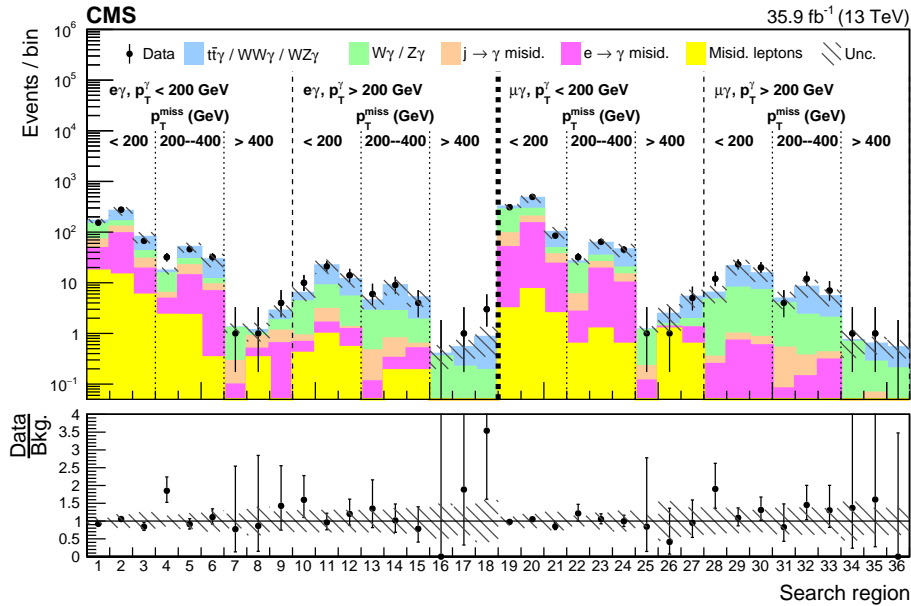


Figure 5: The number of data events (points) and predicted background events (shaded histograms) for the 18 search regions in p_T^{miss} , H_T , and p_T^γ (separated by dashed vertical lines) in the $e\gamma$ (regions 1–18) and the $\mu\gamma$ (regions 19–36) channels. For each p_T^{miss} range, the first, second, and last bins correspond to the H_T regions 0–100, 100–400, and > 400 GeV, respectively. The lower panel displays the ratio of the data to the background predictions. The vertical bars on the points show the statistical uncertainty in the data, and the hatched areas give the quadrature sum of the statistical and systematic uncertainties in the simulated background.

plane. The branching fractions for $\tilde{g} \rightarrow q\bar{q}\tilde{\chi}^0/\tilde{\chi}^\pm$ and $\tilde{q} \rightarrow q\tilde{\chi}^0/\tilde{\chi}^\pm$ are assumed to be 50%. For large $\tilde{\chi}^0/\tilde{\chi}^\pm$ masses, gluino (squark) masses are excluded at 95% CL up to 1.75 (1.43) TeV in the T5Wg (T6Wg) scenarios.

9 Summary

A search for supersymmetry with general gauge mediation in events with a photon, an electron or muon, and large missing transverse momentum has been presented. This analysis is based on a sample of proton-proton collisions at $\sqrt{s} = 13$ TeV, corresponding to an integrated luminosity of 35.9 fb^{-1} recorded by the CMS experiment in 2016. The data are examined in bins of the photon transverse energy, the magnitude of the missing transverse momentum, and the scalar sum of jet energies. The standard model background is evaluated primarily using control samples in the data, with simulation used to evaluate backgrounds from electroweak processes. The data are found to agree with the standard model expectation, without significant excess in the search region. The results of the search are interpreted as 95% confidence level upper limits on the production cross sections of supersymmetric particles in the context of simplified models [23] motivated by gauge-mediated supersymmetry breaking. For strong production models, such as the T5Wg simplified model of gluino pair production and the T6Wg model of squark pair production, this search excludes gluinos (squarks) with masses up to 1.75 (1.43) TeV in the T5Wg (T6Wg) scenarios. The TChiWg simplified model, based on direct electroweak production of a neutralino and chargino, is excluded for next-to-lightest supersymmetric particle masses below 930 GeV, extending the current best limit by about 150 GeV [19].

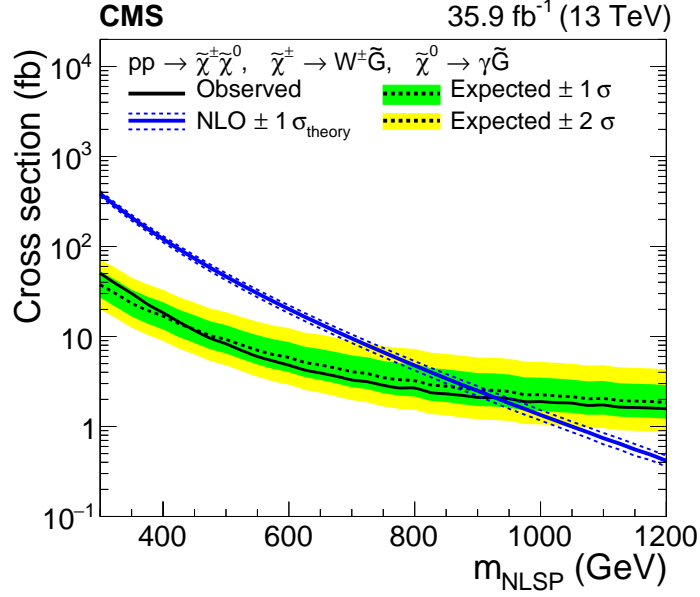


Figure 6: The observed (solid line) and expected (dashed line) 95% CL upper limits on the production cross sections for the TChiWg simplified model, together with the NLO theoretical cross sections as a function of the NLSP mass. The inner (darker) band and outer (lighter) band around the expected upper limits indicate the regions containing 68 and 95%, respectively, of the distribution of limits expected under the background-only hypothesis. The dotted lines around the theoretical cross section gives the ± 1 standard deviation uncertainty in the cross section.

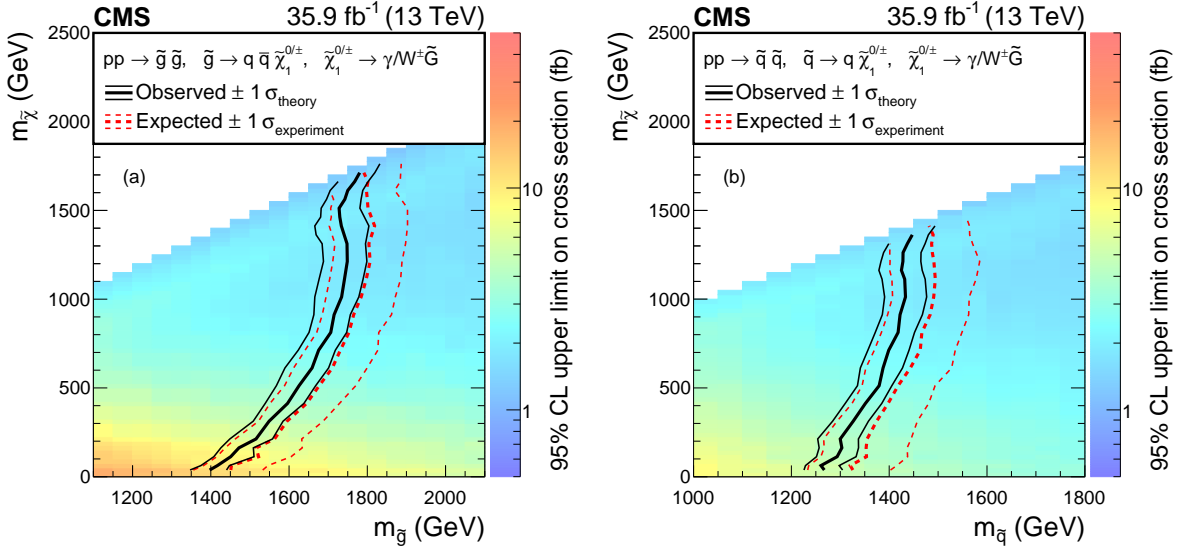


Figure 7: The observed (solid line) and expected (dashed line) 95% CL exclusion contours for (a) $m_{\tilde{g}}$ versus $m_{\tilde{\chi}}$ and (b) $m_{\tilde{q}}$ versus $m_{\tilde{\chi}}$ (regions to the left of the curves are excluded), and the 95% CL upper limits on the pair production cross sections for (a) $\tilde{g}\tilde{g}$ in the T5Wg and (b) $\tilde{q}\tilde{q}$ in the T6Wg simplified models (use the scales to the right of the plots). The upper limits on the cross sections assume a 50% branching fraction for $\tilde{g} \rightarrow q\bar{q}\tilde{\chi}^0/\tilde{\chi}^\pm$ and $\tilde{q} \rightarrow q\tilde{\chi}^0/\tilde{\chi}^\pm$. The bands around the observed and expected exclusion contours indicate the ± 1 standard deviation range when including the experimental and theoretical uncertainties, respectively.

Acknowledgments

We congratulate our colleagues in the CERN accelerator departments for the excellent performance of the LHC and thank the technical and administrative staffs at CERN and at other CMS institutes for their contributions to the success of the CMS effort. In addition, we gratefully acknowledge the computing centers and personnel of the Worldwide LHC Computing Grid for delivering so effectively the computing infrastructure essential to our analyses. Finally, we acknowledge the enduring support for the construction and operation of the LHC and the CMS detector provided by the following funding agencies: BMWFW and FWF (Austria); FNRS and FWO (Belgium); CNPq, CAPES, FAPERJ, and FAPESP (Brazil); MES (Bulgaria); CERN; CAS, MoST, and NSFC (China); COLCIENCIAS (Colombia); MSES and CSF (Croatia); RPF (Cyprus); SENESCYT (Ecuador); MoER, ERC IUT, and ERDF (Estonia); Academy of Finland, MEC, and HIP (Finland); CEA and CNRS/IN2P3 (France); BMBF, DFG, and HGF (Germany); GSRT (Greece); OTKA and NIH (Hungary); DAE and DST (India); IPM (Iran); SFI (Ireland); INFN (Italy); MSIP and NRF (Republic of Korea); LAS (Lithuania); MOE and UM (Malaysia); BUAP, CINVESTAV, CONACYT, LNS, SEP, and UASLP-FAI (Mexico); MBIE (New Zealand); PAEC (Pakistan); MSHE and NSC (Poland); FCT (Portugal); JINR (Dubna); MON, RosAtom, RAS, RFBR and RAEP (Russia); MESTD (Serbia); SEIDI, CPAN, PCTI and FEDER (Spain); Swiss Funding Agencies (Switzerland); MST (Taipei); ThEPCenter, IPST, STAR, and NSTDA (Thailand); TUBITAK and TAEK (Turkey); NASU and SFFR (Ukraine); STFC (United Kingdom); DOE and NSF (USA).

Individuals have received support from the Marie-Curie program and the European Research Council and Horizon 2020 Grant, contract No. 675440 (European Union); the Leventis Foundation; the A. P. Sloan Foundation; the Alexander von Humboldt Foundation; the Belgian Federal Science Policy Office; the Fonds pour la Formation à la Recherche dans l'Industrie et dans l'Agriculture (FRIA-Belgium); the Agentschap voor Innovatie door Wetenschap en Technologie (IWT-Belgium); the F.R.S.-FNRS and FWO (Belgium) under the "Excellence of Science - EOS" - be.h project n. 30820817; the Ministry of Education, Youth and Sports (MEYS) of the Czech Republic; the Lendület ("Momentum") Program and the János Bolyai Research Scholarship of the Hungarian Academy of Sciences, the New National Excellence Program ÚNKP, the NKFIÁ research grants 123842, 123959, 124845, 124850 and 125105 (Hungary); the Council of Science and Industrial Research, India; the HOMING PLUS program of the Foundation for Polish Science, cofinanced from European Union, Regional Development Fund, the Mobility Plus program of the Ministry of Science and Higher Education, the National Science Center (Poland), contracts Harmonia 2014/14/M/ST2/00428, Opus 2014/13/B/ST2/02543, 2014/15/B/ST2/03998, and 2015/19/B/ST2/02861, Sonata-bis 2012/07/E/ST2/01406; the National Priorities Research Program by Qatar National Research Fund; the Programa Estatal de Fomento de la Investigación Científica y Técnica de Excelencia María de Maeztu, grant MDM-2015-0509 and the Programa Severo Ochoa del Principado de Asturias; the Thalís and Aristeia programs cofinanced by EU-ESF and the Greek NSRF; the Rachadapisek Sompot Fund for Postdoctoral Fellowship, Chulalongkorn University and the Chulalongkorn Academic into Its 2nd Century Project Advancement Project (Thailand); the Welch Foundation, contract C-1845; and the Weston Havens Foundation (USA).

References

- [1] M. Dine and W. Fischler, "A phenomenological model of particle physics based on supersymmetry", *Phys. Lett. B* **110** (1982) 227, doi:10.1016/0370-2693(82)91241-2.

-
- [2] L. Alvarez-Gaume, M. Claudson, and M. B. Wise, “Low-energy supersymmetry”, *Nucl. Phys. B* **207** (1982) 96, doi:10.1016/0550-3213(82)90138-9.
- [3] C. R. Nappi and B. A. Ovrut, “Supersymmetric extension of the SU(3) \times SU(2) \times U(1) model”, *Phys. Lett. B* **113** (1982) 175, doi:10.1016/0370-2693(82)90418-X.
- [4] M. Dine and A. E. Nelson, “Dynamical supersymmetry breaking at low energies”, *Phys. Rev. D* **48** (1993) 1277, doi:10.1103/PhysRevD.48.1277, arXiv:hep-ph/9303230.
- [5] M. Dine, A. E. Nelson, and Y. Shirman, “Low energy dynamical supersymmetry breaking simplified”, *Phys. Rev. D* **51** (1995) 1362, doi:10.1103/PhysRevD.51.1362, arXiv:hep-ph/9408384.
- [6] M. Dine, A. E. Nelson, Y. Nir, and Y. Shirman, “New tools for low-energy dynamical supersymmetry breaking”, *Phys. Rev. D* **53** (1996) 2658, doi:10.1103/PhysRevD.53.2658, arXiv:hep-ph/9507378.
- [7] G. R. Farrar and P. Fayet, “Phenomenology of the production, decay, and detection of new hadronic states associated with supersymmetry”, *Phys. Lett. B* **76** (1978) 575, doi:10.1016/0370-2693(78)90858-4.
- [8] S. Dimopoulos, G. F. Giudice, and A. Pomarol, “Dark matter in theories of gauge mediated supersymmetry breaking”, *Phys. Lett. B* **389** (1996) 37, doi:10.1016/S0370-2693(96)01241-5, arXiv:hep-ph/9607225.
- [9] S. P. Martin, “Generalized messengers of supersymmetry breaking and the sparticle mass spectrum”, *Phys. Rev. D* **55** (1997) 3177, doi:10.1103/PhysRevD.55.3177, arXiv:hep-ph/9608224.
- [10] E. Poppitz and S. P. Trivedi, “Some remarks on gauge mediated supersymmetry breaking”, *Phys. Lett. B* **401** (1997) 38, doi:10.1016/S0370-2693(97)00367-5, arXiv:hep-ph/9703246.
- [11] P. Meade, N. Seiberg, and D. Shih, “General gauge mediation”, *Prog. Theor. Phys. Suppl.* **177** (2009) 143, doi:10.1143/PTPS.177.143, arXiv:0801.3278.
- [12] M. Buican, P. Meade, N. Seiberg, and D. Shih, “Exploring general gauge mediation”, *JHEP* **03** (2009) 016, doi:10.1088/1126-6708/2009/03/016, arXiv:0812.3668.
- [13] S. Abel, M. J. Dolan, J. Jaeckel, and V. V. Khoze, “Phenomenology of pure general gauge mediation”, *JHEP* **12** (2009) 001, doi:10.1088/1126-6708/2009/12/001, arXiv:0910.2674.
- [14] L. M. Carpenter, M. Dine, G. Festuccia, and J. D. Mason, “Implementing general gauge mediation”, *Phys. Rev. D* **79** (2009) 035002, doi:10.1103/PhysRevD.79.035002, arXiv:0805.2944.
- [15] T. T. Dumitrescu, Z. Komargodski, N. Seiberg, and D. Shih, “General messenger gauge mediation”, *JHEP* **05** (2010) 096, doi:10.1007/JHEP05(2010)096, arXiv:1003.2661.
- [16] ATLAS Collaboration, “Search for photonic signatures of gauge-mediated supersymmetry in 8 TeV pp collisions with the ATLAS detector”, *Phys. Rev. D* **92** (2015) 072001, doi:10.1103/PhysRevD.92.072001, arXiv:1507.05493.

- [17] CMS Collaboration, “Search for supersymmetry in events with a lepton, a photon, and large missing transverse energy in pp collisions at $\sqrt{s} = 7$ TeV”, *JHEP* **06** (2011) 093, doi:10.1007/JHEP06(2011)093, arXiv:1105.3152.
- [18] CMS Collaboration, “Search for supersymmetry with photons in pp collisions at $\sqrt{s} = 8$ TeV”, *Phys. Rev. D* **92** (2015) 072006, doi:10.1103/PhysRevD.92.072006, arXiv:1507.02898.
- [19] CMS Collaboration, “Search for gauge-mediated supersymmetry in events with at least one photon and missing transverse momentum in pp collisions at $\sqrt{s} = 13$ TeV”, *Phys. Lett. B* **780** (2018) 118, doi:10.1016/j.physletb.2018.02.045, arXiv:1711.08008.
- [20] CMS Collaboration, “Search for supersymmetry in events with at least one photon, missing transverse momentum, and large transverse event activity in proton-proton collisions at $\sqrt{s} = 13$ TeV”, *JHEP* **12** (2017) 142, doi:10.1007/JHEP12(2017)142, arXiv:1707.06193.
- [21] ATLAS Collaboration, “Search for photonic signatures of gauge-mediated supersymmetry in 13 TeV pp collisions with the ATLAS detector”, *Phys. Rev. D* **97** (2018) 092006, doi:10.1103/PhysRevD.97.092006, arXiv:1802.03158.
- [22] CMS Collaboration, “Search for supersymmetry in events with a photon, a lepton, and missing transverse momentum in pp collisions at $\sqrt{s} = 8$ TeV”, *Phys. Lett. B* **757** (2016) 6, doi:10.1016/j.physletb.2016.03.039, arXiv:1508.01218.
- [23] CMS Collaboration, “Interpretation of searches for supersymmetry with simplified models”, *Phys. Rev. D* **88** (2013) 052017, doi:10.1103/PhysRevD.88.052017, arXiv:1301.2175.
- [24] CMS Collaboration, “Performance of photon reconstruction and identification with the CMS detector in proton-proton collisions at $\sqrt{s} = 8$ TeV”, *JINST* **10** (2015) P08010, doi:10.1088/1748-0221/10/08/P08010, arXiv:1502.02702.
- [25] CMS Collaboration, “Performance of electron reconstruction and selection with the CMS detector in proton-proton collisions at $\sqrt{s} = 8$ TeV”, *JINST* **10** (2015) P06005, doi:10.1088/1748-0221/10/06/P06005, arXiv:1502.02701.
- [26] CMS Collaboration, “Performance of the CMS muon detector and muon reconstruction with proton-proton collisions at $\sqrt{s} = 13$ TeV”, *JINST* **13** (2018) P06015, doi:10.1088/1748-0221/13/06/P06015, arXiv:1804.04528.
- [27] CMS Collaboration, “The CMS experiment at the CERN LHC”, *JINST* **3** (2008) S08004, doi:10.1088/1748-0221/3/08/S08004.
- [28] CMS Collaboration, “Particle-flow reconstruction and global event description with the CMS detector”, *JINST* **12** (2017) P10003, doi:10.1088/1748-0221/12/10/P10003, arXiv:1706.04965.
- [29] M. Cacciari, G. P. Salam, and G. Soyez, “The anti- k_T jet clustering algorithm”, *JHEP* **04** (2008) 063, doi:10.1088/1126-6708/2008/04/063, arXiv:0802.1189.
- [30] M. Cacciari, G. P. Salam, and G. Soyez, “FastJet user manual”, *Eur. Phys. J. C* **72** (2012) 1896, doi:10.1140/epjc/s10052-012-1896-2, arXiv:1111.6097.

-
- [31] K. Rehermann and B. Tweedie, “Efficient identification of boosted semileptonic top quarks at the LHC”, *JHEP* **03** (2011) 059, doi:10.1007/JHEP03(2011)059.
- [32] M. Cacciari and G. P. Salam, “Pileup subtraction using jet areas”, *Phys. Lett. B* **659** (2008) 119, doi:10.1016/j.physletb.2007.09.077, arXiv:0707.1378.
- [33] CMS Collaboration, “Determination of jet energy calibration and transverse momentum resolution in CMS”, *JINST* **6** (2011) P11002, doi:10.1088/1748-0221/6/11/P11002, arXiv:1107.4277.
- [34] CMS Collaboration, “Performance of the CMS missing transverse momentum reconstruction in pp data at $\sqrt{s} = 8$ TeV”, *JINST* **10** (2015) P02006, doi:10.1088/1748-0221/10/02/P02006, arXiv:1411.0511.
- [35] J. Alwall et al., “The automated computation of tree-level and next-to-leading order differential cross sections, and their matching to parton shower simulations”, *JHEP* **07** (2014) 079, doi:10.1007/JHEP07(2014)079, arXiv:1405.0301.
- [36] R. D. Ball et al., “Parton distributions for the LHC run II”, *JHEP* **04** (2015) 040, doi:10.1007/JHEP04(2015)040, arXiv:1410.8849.
- [37] T. Sjöstrand et al., “An introduction to PYTHIA 8.2”, *Comput. Phys. Commun.* **191** (2015) 159, doi:10.1016/j.cpc.2015.01.024, arXiv:1410.3012.
- [38] CMS Collaboration, “Event generator tunes obtained from underlying event and multiparton scattering measurements”, *Eur. Phys. J. C* **76** (2016) 155, doi:10.1140/epjc/s10052-016-3988-x, arXiv:1512.00815.
- [39] A. Kalogeropoulos and J. Alwall, “The SysCalc code: A tool to derive theoretical systematic uncertainties”, (2018). arXiv:1801.08401.
- [40] G. Bozzi et al., “Production of Drell–Yan lepton pairs in hadron collisions: Transverse-momentum resummation at next-to-next-to-leading logarithmic accuracy”, *Phys. Lett. B* **696** (2011) 207, doi:10.1016/j.physletb.2010.12.024, arXiv:1007.2351.
- [41] GEANT4 Collaboration, “GEANT4—a simulation toolkit”, *Nucl. Instrum. Meth. A* **506** (2003) 250, doi:10.1016/S0168-9002(03)01368-8.
- [42] W. Beenakker, R. Höpker, M. Spira, and P. M. Zerwas, “Squark and gluino production at hadron colliders”, *Nucl. Phys. B* **492** (1997) 51, doi:10.1016/S0550-3213(97)80027-2, arXiv:hep-ph/9610490.
- [43] W. Beenakker et al., “The production of charginos/neutralinos and sleptons at hadron colliders”, *Phys. Rev. Lett.* **83** (1999) 3780, doi:10.1103/PhysRevLett.83.3780, arXiv:hep-ph/9906298. [Erratum: doi:10.1103/PhysRevLett.100.029901].
- [44] B. Fuks, M. Klasen, D. R. Lamprea, and M. Rothering, “Gaugino production in proton-proton collisions at a center-of-mass energy of 8 TeV”, *JHEP* **10** (2012) 081, doi:10.1007/JHEP10(2012)081, arXiv:1207.2159.
- [45] B. Fuks, M. Klasen, D. R. Lamprea, and M. Rothering, “Precision predictions for electroweak superpartner production at hadron colliders with RESUMMINO”, *Eur. Phys. J. C* **73** (2013) 2480, doi:10.1140/epjc/s10052-013-2480-0, arXiv:1304.0790.

- [46] C. Borschensky et al., “Squark and gluino production cross sections in pp collisions at $\sqrt{s} = 13, 14, 33$ and 100 TeV”, *Eur. Phys. J. C* **74** (2014) 3174, doi:10.1140/epjc/s10052-014-3174-y, arXiv:1407.5066.
- [47] S. Abdullin et al., “The fast simulation of the CMS detector at LHC”, *J. Phys.: Conf. Ser.* **331** (2011) 032049, doi:10.1088/1742-6596/331/3/032049.
- [48] CMS Collaboration, “Search for top-squark pair production in the single-lepton final state in pp collisions at $\sqrt{s} = 8$ TeV”, *Eur. Phys. J. C* **73** (2013) 2677, doi:10.1140/epjc/s10052-013-2677-2, arXiv:1308.1586.
- [49] CMS Collaboration, “The CMS trigger system”, *JINST* **12** (2017) P01020, doi:10.1088/1748-0221/12/01/P01020, arXiv:1609.02366.
- [50] Particle Data Group, C. Patrignani et al., “Review of particle physics”, *Chin. Phys. C* **40** (2016) 100001, doi:10.1088/1674-1137/40/10/100001.
- [51] CMS Collaboration, “Measurement of the inclusive W and Z production cross sections in pp collisions at $\sqrt{s} = 7$ TeV”, *JHEP* **10** (2011) 132, doi:10.1007/JHEP10(2011)132, arXiv:1107.4789.
- [52] CMS Collaboration, “Measurement of the semileptonic $t\bar{t} + \gamma$ production cross section in pp collisions at $\sqrt{s} = 8$ TeV”, *JHEP* **10** (2017) 006, doi:10.1007/JHEP10(2017)006, arXiv:1706.08128.
- [53] CMS Collaboration, “Measurement of the $t\bar{t}$ production cross section using events in the $e\mu$ final state in pp collisions at $\sqrt{s} = 13$ TeV”, *Eur. Phys. J. C* **77** (2017) 172, doi:10.1140/epjc/s10052-017-4718-8, arXiv:1611.04040.
- [54] CMS Collaboration, “Jet energy scale and resolution in the CMS experiment in pp collisions at 8 TeV”, *JINST* **12** (2017) P02014, doi:10.1088/1748-0221/12/02/P02014, arXiv:1607.03663.
- [55] CMS Collaboration, “CMS luminosity measurements for the 2016 data taking period”, CMS Physics Analysis Summary CMS-PAS-LUM-17-001, 2017.
- [56] T. Junk, “Confidence level computation for combining searches with small statistics”, *Nucl. Instrum. Meth. A* **434** (1999) 435, doi:10.1016/S0168-9002(99)00498-2, arXiv:hep-ex/9902006.
- [57] A. L. Read, “Presentation of search results: The CL_s technique”, *J. Phys. G* **28** (2002) 2693, doi:10.1088/0954-3899/28/10/313.
- [58] The ATLAS Collaboration, The CMS Collaboration, The LHC Higgs Combination Group, “Procedure for the LHC Higgs boson search combination in Summer 2011”, Technical Report CMS-NOTE-2011-005, ATL-PHYS-PUB-2011-11, 2011.
- [59] G. Cowan, K. Cranmer, E. Gross, and O. Vitells, “Asymptotic formulae for likelihood-based tests of new physics”, *Eur. Phys. J. C* **71** (2011) 1554, doi:10.1140/epjc/s10052-011-1554-0, arXiv:1007.1727. [Erratum: doi:10.1140/epjc/s10052-013-2501-z].

A The CMS Collaboration

Yerevan Physics Institute, Yerevan, Armenia

A.M. Sirunyan, A. Tumasyan

Institut für Hochenergiephysik, Wien, Austria

W. Adam, F. Ambrogio, E. Asilar, T. Bergauer, J. Brandstetter, M. Dragicevic, J. Erö, A. Escalante Del Valle, M. Flechl, R. Frühwirth¹, V.M. Ghete, J. Hrubec, M. Jeitler¹, N. Krammer, I. Krätschmer, D. Liko, T. Madlener, I. Mikulec, N. Rad, H. Rohringer, J. Schieck¹, R. Schöfbeck, M. Spanring, D. Spitzbart, A. Taurok, W. Waltenberger, J. Wittmann, C.-E. Wulz¹, M. Zarucki

Institute for Nuclear Problems, Minsk, Belarus

V. Chekhovsky, V. Mossolov, J. Suarez Gonzalez

Universiteit Antwerpen, Antwerpen, Belgium

E.A. De Wolf, D. Di Croce, X. Janssen, J. Lauwers, M. Pieters, H. Van Haevermaet, P. Van Mechelen, N. Van Remortel

Vrije Universiteit Brussel, Brussel, Belgium

S. Abu Zeid, F. Blekman, J. D'Hondt, J. De Clercq, K. Deroover, G. Flouris, D. Lontkovskyi, S. Lowette, I. Marchesini, S. Moortgat, L. Moreels, Q. Python, K. Skovpen, S. Tavernier, W. Van Doninck, P. Van Mulders, I. Van Parijs

Université Libre de Bruxelles, Bruxelles, Belgium

D. Beghin, B. Bilin, H. Brun, B. Clerboux, G. De Lentdecker, H. Delannoy, B. Dorney, G. Fasanella, L. Favart, R. Goldouzian, A. Grebenyuk, A.K. Kalsi, T. Lenzi, J. Luetic, N. Postiau, E. Starling, L. Thomas, C. Vander Velde, P. Vanlaer, D. Vannerom, Q. Wang

Ghent University, Ghent, Belgium

T. Cornelis, D. Dobur, A. Fagot, M. Gul, I. Khvastunov², D. Poyraz, C. Roskas, D. Trocino, M. Tytgat, W. Verbeke, B. Vermassen, M. Vit, N. Zaganidis

Université Catholique de Louvain, Louvain-la-Neuve, Belgium

H. Bakhshiansohi, O. Bondu, S. Brochet, G. Bruno, C. Caputo, P. David, C. Delaere, M. Delcourt, A. Giammanco, G. Krintiras, V. Lemaître, A. Magitteri, A. Mertens, K. Piotrkowski, A. Saggio, M. Vidal Marono, S. Wertz, J. Zobec

Centro Brasileiro de Pesquisas Físicas, Rio de Janeiro, Brazil

F.L. Alves, G.A. Alves, M. Correa Martins Junior, G. Correia Silva, C. Hensel, A. Moraes, M.E. Pol, P. Rebello Teles

Universidade do Estado do Rio de Janeiro, Rio de Janeiro, Brazil

E. Belchior Batista Das Chagas, W. Carvalho, J. Chinellato³, E. Coelho, E.M. Da Costa, G.G. Da Silveira⁴, D. De Jesus Damiao, C. De Oliveira Martins, S. Fonseca De Souza, H. Malbouisson, D. Matos Figueiredo, M. Melo De Almeida, C. Mora Herrera, L. Mundim, H. Nogima, W.L. Prado Da Silva, L.J. Sanchez Rosas, A. Santoro, A. Sznajder, M. Thiel, E.J. Tonelli Manganote³, F. Torres Da Silva De Araujo, A. Vilela Pereira

Universidade Estadual Paulista ^a, Universidade Federal do ABC ^b, São Paulo, Brazil

S. Ahuja^a, C.A. Bernardes^a, L. Calligaris^a, T.R. Fernandez Perez Tomei^a, E.M. Gregores^b, P.G. Mercadante^b, S.F. Novaes^a, SandraS. Padula^a

Institute for Nuclear Research and Nuclear Energy, Bulgarian Academy of Sciences, Sofia,

Bulgaria

A. Aleksandrov, R. Hadjiiska, P. Iaydjiev, A. Marinov, M. Misheva, M. Rodozov, M. Shopova, G. Sultanov

University of Sofia, Sofia, Bulgaria

A. Dimitrov, L. Litov, B. Pavlov, P. Petkov

Beihang University, Beijing, China

W. Fang⁵, X. Gao⁵, L. Yuan

Institute of High Energy Physics, Beijing, China

M. Ahmad, J.G. Bian, G.M. Chen, H.S. Chen, M. Chen, Y. Chen, C.H. Jiang, D. Leggat, H. Liao, Z. Liu, F. Romeo, S.M. Shaheen⁶, A. Spiezia, J. Tao, Z. Wang, E. Yazgan, H. Zhang, S. Zhang⁶, J. Zhao

State Key Laboratory of Nuclear Physics and Technology, Peking University, Beijing, China

Y. Ban, G. Chen, A. Levin, J. Li, L. Li, Q. Li, Y. Mao, S.J. Qian, D. Wang, Z. Xu

Tsinghua University, Beijing, China

Y. Wang

Universidad de Los Andes, Bogota, Colombia

C. Avila, A. Cabrera, C.A. Carrillo Montoya, L.F. Chaparro Sierra, C. Florez, C.F. González Hernández, M.A. Segura Delgado

University of Split, Faculty of Electrical Engineering, Mechanical Engineering and Naval Architecture, Split, Croatia

B. Courbon, N. Godinovic, D. Lelas, I. Puljak, T. Sculac

University of Split, Faculty of Science, Split, Croatia

Z. Antunovic, M. Kovac

Institute Rudjer Boskovic, Zagreb, Croatia

V. Brigljevic, D. Ferencek, K. Kadija, B. Mesic, A. Starodumov⁷, T. Susa

University of Cyprus, Nicosia, Cyprus

M.W. Ather, A. Attikis, M. Kolosova, G. Mavromanolakis, J. Mousa, C. Nicolaou, F. Ptochos, P.A. Razis, H. Rykaczewski

Charles University, Prague, Czech Republic

M. Finger⁸, M. Finger Jr.⁸

Escuela Politecnica Nacional, Quito, Ecuador

E. Ayala

Universidad San Francisco de Quito, Quito, Ecuador

E. Carrera Jarrin

Academy of Scientific Research and Technology of the Arab Republic of Egypt, Egyptian Network of High Energy Physics, Cairo, Egypt

A. Ellithi Kamel⁹, S. Khalil¹⁰, E. Salama^{11,12}

National Institute of Chemical Physics and Biophysics, Tallinn, Estonia

S. Bhowmik, A. Carvalho Antunes De Oliveira, R.K. Dewanjee, K. Ehataht, M. Kadastik, M. Raidal, C. Veelken

Department of Physics, University of Helsinki, Helsinki, Finland

P. Eerola, H. Kirschenmann, J. Pekkanen, M. Voutilainen

Helsinki Institute of Physics, Helsinki, Finland

J. Havukainen, J.K. Heikkilä, T. Järvinen, V. Karimäki, R. Kinnunen, T. Lampén, K. Lassila-Perini, S. Laurila, S. Lehti, T. Lindén, P. Luukka, T. Mäenpää, H. Siikonen, E. Tuominen, J. Tuominiemi

Lappeenranta University of Technology, Lappeenranta, Finland

T. Tuuva

IRFU, CEA, Université Paris-Saclay, Gif-sur-Yvette, France

M. Besancon, F. Couderc, M. Dejardin, D. Denegri, J.L. Faure, F. Ferri, S. Ganjour, A. Givernaud, P. Gras, G. Hamel de Monchenault, P. Jarry, C. Leloup, E. Locci, J. Malcles, G. Negro, J. Rander, A. Rosowsky, M.Ö. Sahin, M. Titov

Laboratoire Leprince-Ringuet, Ecole polytechnique, CNRS/IN2P3, Université Paris-Saclay, Palaiseau, France

A. Abdulsalam¹³, C. Amendola, I. Antropov, F. Beaudette, P. Busson, C. Charlot, R. Granier de Cassagnac, I. Kucher, A. Lobanov, J. Martin Blanco, C. Martin Perez, M. Nguyen, C. Ochando, G. Ortona, P. Paganini, P. Pigard, J. Rembser, R. Salerno, J.B. Sauvan, Y. Sirois, A.G. Stahl Leiton, A. Zabi, A. Zghiche

Université de Strasbourg, CNRS, IPHC UMR 7178, Strasbourg, France

J.-L. Agram¹⁴, J. Andrea, D. Bloch, J.-M. Brom, E.C. Chabert, V. Cherepanov, C. Collard, E. Conte¹⁴, J.-C. Fontaine¹⁴, D. Gelé, U. Goerlach, M. Jansová, A.-C. Le Bihan, N. Tonon, P. Van Hove

Centre de Calcul de l'Institut National de Physique Nucleaire et de Physique des Particules, CNRS/IN2P3, Villeurbanne, France

S. Gadrat

Université de Lyon, Université Claude Bernard Lyon 1, CNRS-IN2P3, Institut de Physique Nucléaire de Lyon, Villeurbanne, France

S. Beauceron, C. Bernet, G. Boudoul, N. Chanon, R. Chierici, D. Contardo, P. Depasse, H. El Mamouni, J. Fay, L. Finco, S. Gascon, M. Gouzevitch, G. Grenier, B. Ille, F. Lagarde, I.B. Laktineh, H. Lattaud, M. Lethuillier, L. Mirabito, S. Perries, A. Popov¹⁵, V. Sordini, G. Touquet, M. Vander Donckt, S. Viret

Georgian Technical University, Tbilisi, Georgia

A. Khvedelidze⁸

Tbilisi State University, Tbilisi, Georgia

Z. Tsamalaidze⁸

RWTH Aachen University, I. Physikalisches Institut, Aachen, Germany

C. Autermann, L. Feld, M.K. Kiesel, K. Klein, M. Lipinski, M. Preuten, M.P. Rauch, C. Schomakers, J. Schulz, M. Teroerde, B. Wittmer

RWTH Aachen University, III. Physikalisches Institut A, Aachen, Germany

A. Albert, D. Duchardt, M. Erdmann, S. Erdweg, T. Esch, R. Fischer, S. Ghosh, A. Güth, T. Hebbeker, C. Heidemann, K. Hoepfner, H. Keller, L. Mastrolorenzo, M. Merschmeyer, A. Meyer, P. Millet, S. Mukherjee, T. Pook, M. Radziej, H. Reithler, M. Rieger, A. Schmidt, D. Teyssier, S. Thüer

RWTH Aachen University, III. Physikalisches Institut B, Aachen, Germany

G. Flügge, O. Hlushchenko, T. Kress, A. Künsken, T. Müller, A. Nehr Korn, A. Nowack, C. Pistone, O. Pooth, D. Roy, H. Sert, A. Stahl¹⁶

Deutsches Elektronen-Synchrotron, Hamburg, Germany

M. Aldaya Martin, T. Arndt, C. Asawatangtrakuldee, I. Babounikau, K. Beernaert, O. Behnke, U. Behrens, A. Bermúdez Martínez, D. Bertsche, A.A. Bin Anuar, K. Borrás¹⁷, V. Botta, A. Campbell, P. Connor, C. Contreras-Campana, V. Danilov, A. De Wit, M.M. Defranchis, C. Diez Pardos, D. Domínguez Damiani, G. Eckerlin, T. Eichhorn, A. Elwood, E. Eren, E. Gallo¹⁸, A. Geiser, J.M. Grados Luyando, A. Grohsjean, M. Guthoff, M. Haranko, A. Harb, J. Hauk, H. Jung, M. Kasemann, J. Keaveney, C. Kleinwort, J. Knolle, D. Krücker, W. Lange, A. Lelek, T. Lenz, J. Leonard, K. Lipka, W. Lohmann¹⁹, R. Mankel, I.-A. Melzer-Pellmann, A.B. Meyer, M. Meyer, M. Missiroli, G. Mittag, J. Mnich, V. Myronenko, S.K. Pflitsch, D. Pitzl, A. Raspereza, M. Savitskyi, P. Saxena, P. Schütze, C. Schwanenberger, R. Shevchenko, A. Singh, H. Tholen, O. Turkot, A. Vagnerini, G.P. Van Onsem, R. Walsh, Y. Wen, K. Wichmann, C. Wissing, O. Zenaiev

University of Hamburg, Hamburg, Germany

R. Aggleton, S. Bein, L. Benato, A. Benecke, V. Blobel, T. Dreyer, A. Ebrahimi, E. Garutti, D. Gonzalez, P. Gunnellini, J. Haller, A. Hinzmann, A. Karavdina, G. Kasieczka, R. Klanner, R. Kogler, N. Kovalchuk, S. Kurz, V. Kutzner, J. Lange, D. Marconi, J. Multhaupt, M. Niedziela, C.E.N. Niemeyer, D. Nowatschin, A. Perieanu, A. Reimers, O. Rieger, C. Scharf, P. Schleper, S. Schumann, J. Schwandt, J. Sonneveld, H. Stadie, G. Steinbrück, F.M. Stober, M. Stöver, A. Vanhoefer, B. Vormwald, I. Zoi

Karlsruher Institut fuer Technologie, Karlsruhe, Germany

M. Akbiyik, C. Barth, M. Baselga, S. Baur, E. Butz, R. Caspart, T. Chwalek, F. Colombo, W. De Boer, A. Dierlamm, K. El Morabit, N. Faltermann, B. Freund, M. Giffels, M.A. Harrendorf, F. Hartmann¹⁶, S.M. Heindl, U. Husemann, I. Katkov¹⁵, S. Kudella, S. Mitra, M.U. Mozer, Th. Müller, M. Musich, M. Plagge, G. Quast, K. Rabbertz, M. Schröder, I. Shvetsov, H.J. Simonis, R. Ulrich, S. Wayand, M. Weber, T. Weiler, C. Wöhrmann, R. Wolf

Institute of Nuclear and Particle Physics (INPP), NCSR Demokritos, Aghia Paraskevi, Greece

G. Anagnostou, G. Daskalakis, T. Gerasis, A. Kyriakis, D. Loukas, G. Paspalaki, I. Topsis-Giotis

National and Kapodistrian University of Athens, Athens, Greece

G. Karathanasis, S. Kesisoglou, P. Kontaxakis, A. Panagiotou, I. Papavergou, N. Saoulidou, E. Tziaferi, K. Vellidis

National Technical University of Athens, Athens, Greece

K. Kousouris, I. Papakrivopoulos, G. Tsipolitis

University of Ioánnina, Ioánnina, Greece

I. Evangelou, C. Foudas, P. Giannelis, P. Katsoulis, P. Kokkas, S. Mallios, N. Manthos, I. Papadopoulos, E. Paradas, J. Strologas, F.A. Triantis, D. Tsitsonis

MTA-ELTE Lendület CMS Particle and Nuclear Physics Group, Eötvös Loránd University, Budapest, Hungary

M. Bartók²⁰, M. Csanad, N. Filipovic, P. Major, M.I. Nagy, G. Pasztor, O. Surányi, G.I. Veres

Wigner Research Centre for Physics, Budapest, Hungary

G. Bencze, C. Hajdu, D. Horvath²¹, Á. Hunyadi, F. Sikler, T.Á. Vámi, V. Veszpremi, G. Vesztergombi[†]

Institute of Nuclear Research ATOMKI, Debrecen, Hungary

N. Beni, S. Czellar, J. Karancsi²², A. Makovec, J. Molnar, Z. Szillasi

Institute of Physics, University of Debrecen, Debrecen, Hungary

P. Raics, Z.L. Trocsanyi, B. Ujvari

Indian Institute of Science (IISc), Bangalore, India

S. Choudhury, J.R. Komaragiri, P.C. Tiwari

National Institute of Science Education and Research, HBNI, Bhubaneswar, India

S. Bahinipati²³, C. Kar, P. Mal, K. Mandal, A. Nayak²⁴, D.K. Sahoo²³, S.K. Swain

Panjab University, Chandigarh, India

S. Bansal, S.B. Beri, V. Bhatnagar, S. Chauhan, R. Chawla, N. Dhingra, R. Gupta, A. Kaur, M. Kaur, S. Kaur, P. Kumari, M. Lohan, A. Mehta, K. Sandeep, S. Sharma, J.B. Singh, A.K. Viridi, G. Walia

University of Delhi, Delhi, India

A. Bhardwaj, B.C. Choudhary, R.B. Garg, M. Gola, S. Keshri, Ashok Kumar, S. Malhotra, M. Naimuddin, P. Priyanka, K. Ranjan, Aashaq Shah, R. Sharma

Saha Institute of Nuclear Physics, HBNI, Kolkata, India

R. Bhardwaj²⁵, M. Bharti²⁵, R. Bhattacharya, S. Bhattacharya, U. Bhawandeep²⁵, D. Bhowmik, S. Dey, S. Dutt²⁵, S. Dutta, S. Ghosh, K. Mondal, S. Nandan, A. Purohit, P.K. Rout, A. Roy, S. Roy Chowdhury, G. Saha, S. Sarkar, M. Sharan, B. Singh²⁵, S. Thakur²⁵

Indian Institute of Technology Madras, Madras, India

P.K. Behera

Bhabha Atomic Research Centre, Mumbai, India

R. Chudasama, D. Dutta, V. Jha, V. Kumar, P.K. Netrakanti, L.M. Pant, P. Shukla

Tata Institute of Fundamental Research-A, Mumbai, India

T. Aziz, M.A. Bhat, S. Dugad, G.B. Mohanty, N. Sur, B. Sutar, RavindraKumar Verma

Tata Institute of Fundamental Research-B, Mumbai, India

S. Banerjee, S. Bhattacharya, S. Chatterjee, P. Das, M. Guchait, Sa. Jain, S. Karmakar, S. Kumar, M. Maity²⁶, G. Majumder, K. Mazumdar, N. Sahoo, T. Sarkar²⁶

Indian Institute of Science Education and Research (IISER), Pune, India

S. Chauhan, S. Dube, V. Hegde, A. Kapoor, K. Kothekar, S. Pandey, A. Rane, S. Sharma

Institute for Research in Fundamental Sciences (IPM), Tehran, Iran

S. Chenarani²⁷, E. Eskandari Tadavani, S.M. Etesami²⁷, M. Khakzad, M. Mohammadi Najafabadi, M. Naseri, F. Rezaei Hosseinabadi, B. Safarzadeh²⁸, M. Zeinali

University College Dublin, Dublin, Ireland

M. Felcini, M. Grunewald

INFN Sezione di Bari ^a, Università di Bari ^b, Politecnico di Bari ^c, Bari, Italy

M. Abbrescia^{a,b}, C. Calabria^{a,b}, A. Colaleo^a, D. Creanza^{a,c}, L. Cristella^{a,b}, N. De Filippis^{a,c}, M. De Palma^{a,b}, A. Di Florio^{a,b}, F. Errico^{a,b}, L. Fiore^a, A. Gelmi^{a,b}, G. Iaselli^{a,c}, M. Ince^{a,b}, S. Lezki^{a,b}, G. Maggi^{a,c}, M. Maggi^a, G. Miniello^{a,b}, S. My^{a,b}, S. Nuzzo^{a,b}, A. Pompili^{a,b}, G. Pugliese^{a,c}, R. Radogna^a, A. Ranieri^a, G. Selvaggi^{a,b}, A. Sharma^a, L. Silvestris^a, R. Venditti^a, P. Verwilligen^a, G. Zito^a

INFN Sezione di Bologna ^a, Università di Bologna ^b, Bologna, Italy

G. Abbiendi^a, C. Battilana^{a,b}, D. Bonacorsi^{a,b}, L. Borgonovi^{a,b}, S. Braibant-Giacomelli^{a,b}, R. Campanini^{a,b}, P. Capiluppi^{a,b}, A. Castro^{a,b}, F.R. Cavallo^a, S.S. Chhibra^{a,b}, C. Ciocca^a, G. Codispoti^{a,b}, M. Cuffiani^{a,b}, G.M. Dallavalle^a, F. Fabbri^a, A. Fanfani^{a,b}, E. Fontanesi, P. Giacomelli^a, C. Grandi^a, L. Guiducci^{a,b}, F. Iemmi^{a,b}, S. Marcellini^a, G. Masetti^a, A. Montanari^a, F.L. Navarria^{a,b}, A. Perrotta^a, F. Primavera^{a,b,16}, A.M. Rossi^{a,b}, T. Rovelli^{a,b}, G.P. Siroli^{a,b}, N. Tosi^a

INFN Sezione di Catania ^a, Università di Catania ^b, Catania, Italy

S. Albergo^{a,b}, A. Di Mattia^a, R. Potenza^{a,b}, A. Tricomi^{a,b}, C. Tuve^{a,b}

INFN Sezione di Firenze ^a, Università di Firenze ^b, Firenze, Italy

G. Barbagli^a, K. Chatterjee^{a,b}, V. Ciulli^{a,b}, C. Civinini^a, R. D'Alessandro^{a,b}, E. Focardi^{a,b}, G. Latino, P. Lenzi^{a,b}, M. Meschini^a, S. Paoletti^a, L. Russo^{a,29}, G. Sguazzoni^a, D. Strom^a, L. Viliani^a

INFN Laboratori Nazionali di Frascati, Frascati, Italy

L. Benussi, S. Bianco, F. Fabbri, D. Piccolo

INFN Sezione di Genova ^a, Università di Genova ^b, Genova, Italy

F. Ferro^a, F. Ravera^{a,b}, E. Robutti^a, S. Tosi^{a,b}

INFN Sezione di Milano-Bicocca ^a, Università di Milano-Bicocca ^b, Milano, Italy

A. Benaglia^a, A. Beschi^b, F. Brivio^{a,b}, V. Ciriolo^{a,b,16}, S. Di Guida^{a,d,16}, M.E. Dinardo^{a,b}, S. Fiorendi^{a,b}, S. Gennai^a, A. Ghezzi^{a,b}, P. Govoni^{a,b}, M. Malberti^{a,b}, S. Malvezzi^a, A. Massironi^{a,b}, D. Menasce^a, F. Monti, L. Moroni^a, M. Paganoni^{a,b}, D. Pedrini^a, S. Ragazzi^{a,b}, T. Tabarelli de Fatis^{a,b}, D. Zuolo^{a,b}

INFN Sezione di Napoli ^a, Università di Napoli 'Federico II' ^b, Napoli, Italy, Università della Basilicata ^c, Potenza, Italy, Università G. Marconi ^d, Roma, Italy

S. Buontempo^a, N. Cavallo^{a,c}, A. De Iorio^{a,b}, A. Di Crescenzo^{a,b}, F. Fabozzi^{a,c}, F. Fienga^a, G. Galati^a, A.O.M. Iorio^{a,b}, W.A. Khan^a, L. Lista^a, S. Meola^{a,d,16}, P. Paolucci^{a,16}, C. Sciacca^{a,b}, E. Voevodina^{a,b}

INFN Sezione di Padova ^a, Università di Padova ^b, Padova, Italy, Università di Trento ^c, Trento, Italy

P. Azzi^a, N. Bacchetta^a, A. Boletti^{a,b}, A. Bragagnolo, R. Carlin^{a,b}, P. Checchia^a, M. Dall'Osso^{a,b}, P. De Castro Manzano^a, T. Dorigo^a, U. Dosselli^a, F. Gasparini^{a,b}, U. Gasparini^{a,b}, A. Gozzelino^a, S.Y. Hoh, S. Lacaprara^a, P. Lujan, M. Margoni^{a,b}, A.T. Meneguzzo^{a,b}, J. Pazzini^{a,b}, N. Pozzobon^{a,b}, P. Ronchese^{a,b}, R. Rossin^{a,b}, F. Simonetto^{a,b}, A. Tiko, E. Torassa^a, M. Tosi^{a,b}, S. Ventura^a, M. Zanetti^{a,b}, P. Zotto^{a,b}

INFN Sezione di Pavia ^a, Università di Pavia ^b, Pavia, Italy

A. Braghieri^a, A. Magnani^a, P. Montagna^{a,b}, S.P. Ratti^{a,b}, V. Re^a, M. Ressegotti^{a,b}, C. Riccardi^{a,b}, P. Salvini^a, I. Vai^{a,b}, P. Vitulo^{a,b}

INFN Sezione di Perugia ^a, Università di Perugia ^b, Perugia, Italy

M. Biasini^{a,b}, G.M. Bilei^a, C. Cecchi^{a,b}, D. Ciangottini^{a,b}, L. Fanò^{a,b}, P. Lariccia^{a,b}, R. Leonardi^{a,b}, E. Manoni^a, G. Mantovani^{a,b}, V. Mariani^{a,b}, M. Menichelli^a, A. Rossi^{a,b}, A. Santocchia^{a,b}, D. Spiga^a

INFN Sezione di Pisa ^a, Università di Pisa ^b, Scuola Normale Superiore di Pisa ^c, Pisa, Italy

K. Androsov^a, P. Azzurri^a, G. Bagliesi^a, L. Bianchini^a, T. Boccali^a, L. Borrello, R. Castaldi^a, M.A. Ciocci^{a,b}, R. Dell'Orso^a, G. Fedì^a, F. Fiori^{a,c}, L. Giannini^{a,c}, A. Giassi^a, M.T. Grippo^a

F. Ligabue^{a,c}, E. Manca^{a,c}, G. Mandorli^{a,c}, A. Messineo^{a,b}, F. Palla^a, A. Rizzi^{a,b}, G. Rolandi³⁰, P. Spagnolo^a, R. Tenchini^a, G. Tonelli^{a,b}, A. Venturi^a, P.G. Verdini^a

INFN Sezione di Roma ^a, Sapienza Università di Roma ^b, Rome, Italy

L. Barone^{a,b}, F. Cavallari^a, M. Cipriani^{a,b}, D. Del Re^{a,b}, E. Di Marco^{a,b}, M. Diemoz^a, S. Gelli^{a,b}, E. Longo^{a,b}, B. Marzocchi^{a,b}, P. Meridiani^a, G. Organtini^{a,b}, F. Pandolfi^a, R. Paramatti^{a,b}, F. Preiato^{a,b}, S. Rahatlou^{a,b}, C. Rovelli^a, F. Santanastasio^{a,b}

INFN Sezione di Torino ^a, Università di Torino ^b, Torino, Italy, Università del Piemonte Orientale ^c, Novara, Italy

N. Amapane^{a,b}, R. Arcidiacono^{a,c}, S. Argiro^{a,b}, M. Arneodo^{a,c}, N. Bartosik^a, R. Bellan^{a,b}, C. Biino^a, N. Cartiglia^a, F. Cenna^{a,b}, S. Cometti^a, M. Costa^{a,b}, R. Covarelli^{a,b}, N. Demaria^a, B. Kiani^{a,b}, C. Mariotti^a, S. Maselli^a, E. Migliore^{a,b}, V. Monaco^{a,b}, E. Monteil^{a,b}, M. Monteno^a, M.M. Obertino^{a,b}, L. Pacher^{a,b}, N. Pastrone^a, M. Pelliccioni^a, G.L. Pinna Angioni^{a,b}, A. Romero^{a,b}, M. Ruspai^{a,c}, R. Sacchi^{a,b}, K. Shchelina^{a,b}, V. Sola^a, A. Solano^{a,b}, D. Soldi^{a,b}, A. Staiano^a

INFN Sezione di Trieste ^a, Università di Trieste ^b, Trieste, Italy

S. Belforte^a, V. Candelise^{a,b}, M. Casarsa^a, F. Cossutti^a, A. Da Rold^{a,b}, G. Della Ricca^{a,b}, F. Vazzoler^{a,b}, A. Zanetti^a

Kyungpook National University, Daegu, Korea

D.H. Kim, G.N. Kim, M.S. Kim, J. Lee, S. Lee, S.W. Lee, C.S. Moon, Y.D. Oh, S.I. Pak, S. Sekmen, D.C. Son, Y.C. Yang

Chonnam National University, Institute for Universe and Elementary Particles, Kwangju, Korea

H. Kim, D.H. Moon, G. Oh

Hanyang University, Seoul, Korea

B. Francois, J. Goh³¹, T.J. Kim

Korea University, Seoul, Korea

S. Cho, S. Choi, Y. Go, D. Gyun, S. Ha, B. Hong, Y. Jo, K. Lee, K.S. Lee, S. Lee, J. Lim, S.K. Park, Y. Roh

Sejong University, Seoul, Korea

H.S. Kim

Seoul National University, Seoul, Korea

J. Almond, J. Kim, J.S. Kim, H. Lee, K. Lee, K. Nam, S.B. Oh, B.C. Radburn-Smith, S.h. Seo, U.K. Yang, H.D. Yoo, G.B. Yu

University of Seoul, Seoul, Korea

D. Jeon, H. Kim, J.H. Kim, J.S.H. Lee, I.C. Park

Sungkyunkwan University, Suwon, Korea

Y. Choi, C. Hwang, J. Lee, I. Yu

Vilnius University, Vilnius, Lithuania

V. Dudenas, A. Juodagalvis, J. Vaitkus

National Centre for Particle Physics, Universiti Malaya, Kuala Lumpur, Malaysia

I. Ahmed, Z.A. Ibrahim, M.A.B. Md Ali³², F. Mohamad Idris³³, W.A.T. Wan Abdullah, M.N. Yusli, Z. Zolkapli

Universidad de Sonora (UNISON), Hermosillo, Mexico

J.F. Benitez, A. Castaneda Hernandez, J.A. Murillo Quijada

Centro de Investigacion y de Estudios Avanzados del IPN, Mexico City, Mexico

H. Castilla-Valdez, E. De La Cruz-Burelo, M.C. Duran-Osuna, I. Heredia-De La Cruz³⁴, R. Lopez-Fernandez, J. Mejia Guisao, R.I. Rabadan-Trejo, M. Ramirez-Garcia, G. Ramirez-Sanchez, R. Reyes-Almanza, A. Sanchez-Hernandez

Universidad Iberoamericana, Mexico City, Mexico

S. Carrillo Moreno, C. Oropeza Barrera, F. Vazquez Valencia

Benemerita Universidad Autonoma de Puebla, Puebla, Mexico

J. Eysermans, I. Pedraza, H.A. Salazar Ibarguen, C. Uribe Estrada

Universidad Autónoma de San Luis Potosí, San Luis Potosí, Mexico

A. Morelos Pineda

University of Auckland, Auckland, New Zealand

D. Krofcheck

University of Canterbury, Christchurch, New Zealand

S. Bheesette, P.H. Butler

National Centre for Physics, Quaid-I-Azam University, Islamabad, Pakistan

A. Ahmad, M. Ahmad, M.I. Asghar, Q. Hassan, H.R. Hoorani, A. Saddique, M.A. Shah, M. Shoaib, M. Waqas

National Centre for Nuclear Research, Swierk, Poland

H. Bialkowska, M. Bluj, B. Boimska, T. Frueboes, M. Górski, M. Kazana, M. Szleper, P. Traczyk, P. Zalewski

Institute of Experimental Physics, Faculty of Physics, University of Warsaw, Warsaw, Poland

K. Bunkowski, A. Byzuk³⁵, K. Doroba, A. Kalinowski, M. Konecki, J. Krolikowski, M. Misiura, M. Olszewski, A. Pyskir, M. Walczak

Laboratório de Instrumentação e Física Experimental de Partículas, Lisboa, Portugal

M. Araujo, P. Bargassa, C. Beirão Da Cruz E Silva, A. Di Francesco, P. Faccioli, B. Galinhas, M. Gallinaro, J. Hollar, N. Leonardo, J. Seixas, G. Strong, O. Toldaiev, J. Varela

Joint Institute for Nuclear Research, Dubna, Russia

S. Afanasiev, P. Bunin, M. Gavrilenko, I. Golutvin, I. Gorbunov, A. Kamenev, V. Karjavine, A. Lanev, A. Malakhov, V. Matveev^{36,37}, P. Moisezenz, V. Palichik, V. Perelygin, S. Shmatov, S. Shulha, N. Skatchkov, V. Smirnov, N. Voytishin, A. Zarubin

Petersburg Nuclear Physics Institute, Gatchina (St. Petersburg), Russia

V. Golovtsov, Y. Ivanov, V. Kim³⁸, E. Kuznetsova³⁹, P. Levchenko, V. Murzin, V. Oreshkin, I. Smirnov, D. Sosnov, V. Sulimov, L. Uvarov, S. Vavilov, A. Vorobyev

Institute for Nuclear Research, Moscow, Russia

Yu. Andreev, A. Dermenev, S. Gninenko, N. Golubev, A. Karneyeu, M. Kirsanov, N. Krasnikov, A. Pashenkov, D. Tlisov, A. Toropin

Institute for Theoretical and Experimental Physics, Moscow, Russia

V. Epshteyn, V. Gavrilov, N. Lychkovskaya, V. Popov, I. Pozdnyakov, G. Safronov, A. Spiridonov, A. Steppenov, V. Stolin, M. Toms, E. Vlasov, A. Zhokin

Moscow Institute of Physics and Technology, Moscow, Russia

T. Aushev

National Research Nuclear University 'Moscow Engineering Physics Institute' (MEPhI), Moscow, Russia

R. Chistov⁴⁰, M. Danilov⁴⁰, P. Parygin, D. Philippov, S. Polikarpov⁴⁰, E. Tarkovskii

P.N. Lebedev Physical Institute, Moscow, Russia

V. Andreev, M. Azarkin, I. Dremin³⁷, M. Kirakosyan, S.V. Rusakov, A. Terkulov

Skobeltsyn Institute of Nuclear Physics, Lomonosov Moscow State University, Moscow, Russia

A. Baskakov, A. Belyaev, E. Boos, M. Dubinin⁴¹, L. Dudko, A. Ershov, A. Gribushin, V. Klyukhin, O. Kodolova, I. Lokhtin, I. Miagkov, S. Obraztsov, S. Petrushanko, V. Savrin, A. Snigirev

Novosibirsk State University (NSU), Novosibirsk, Russia

A. Barnyakov⁴², V. Blinov⁴², T. Dimova⁴², L. Kardapoltsev⁴², Y. Skovpen⁴²

Institute for High Energy Physics of National Research Centre 'Kurchatov Institute', Protvino, Russia

I. Azhgirey, I. Bayshev, S. Bitioukov, D. Elumakhov, A. Godizov, V. Kachanov, A. Kalinin, D. Konstantinov, P. Mandrik, V. Petrov, R. Ryutin, S. Slabospitskii, A. Sobol, S. Troshin, N. Tyurin, A. Uzunian, A. Volkov

National Research Tomsk Polytechnic University, Tomsk, Russia

A. Babaev, S. Baidali, V. Okhotnikov

University of Belgrade, Faculty of Physics and Vinca Institute of Nuclear Sciences, Belgrade, Serbia

P. Adzic⁴³, P. Cirkovic, D. Devetak, M. Dordevic, J. Milosevic

Centro de Investigaciones Energéticas Medioambientales y Tecnológicas (CIEMAT), Madrid, Spain

J. Alcaraz Maestre, A. Álvarez Fernández, I. Bachiller, M. Barrio Luna, J.A. Brochero Cifuentes, M. Cerrada, N. Colino, B. De La Cruz, A. Delgado Peris, C. Fernandez Bedoya, J.P. Fernández Ramos, J. Flix, M.C. Fouz, O. Gonzalez Lopez, S. Goy Lopez, J.M. Hernandez, M.I. Josa, D. Moran, A. Pérez-Calero Yzquierdo, J. Puerta Pelayo, I. Redondo, L. Romero, M.S. Soares, A. Triossi

Universidad Autónoma de Madrid, Madrid, Spain

C. Albajar, J.F. de Trocóniz

Universidad de Oviedo, Oviedo, Spain

J. Cuevas, C. Erice, J. Fernandez Menendez, S. Folgueras, I. Gonzalez Caballero, J.R. González Fernández, E. Palencia Cortezon, V. Rodríguez Bouza, S. Sanchez Cruz, P. Vischia, J.M. Vizán García

Instituto de Física de Cantabria (IFCA), CSIC-Universidad de Cantabria, Santander, Spain

I.J. Cabrillo, A. Calderon, B. Chazin Quero, J. Duarte Campderros, M. Fernandez, P.J. Fernández Manteca, A. García Alonso, J. Garcia-Ferrero, G. Gomez, A. Lopez Virto, J. Marco, C. Martinez Rivero, P. Martinez Ruiz del Arbol, F. Matorras, J. Piedra Gomez, C. Prieels, T. Rodrigo, A. Ruiz-Jimeno, L. Scodellaro, N. Trevisani, I. Vila, R. Vilar Cortabitarte

University of Ruhuna, Department of Physics, Matara, Sri Lanka

N. Wickramage

CERN, European Organization for Nuclear Research, Geneva, Switzerland

D. Abbaneo, B. Akgun, E. Auffray, G. Auzinger, P. Baillon, A.H. Ball, D. Barney, J. Bendavid, M. Bianco, A. Bocci, C. Botta, E. Brondolin, T. Camporesi, M. Cepeda, G. Cerminara, E. Chapon, Y. Chen, G. Cucciati, D. d'Enterria, A. Dabrowski, N. Daci, V. Daponte, A. David, A. De Roeck, N. Deelen, M. Dobson, M. Dünser, N. Dupont, A. Elliott-Peisert, P. Everaerts, F. Fallavollita⁴⁴, D. Fasanella, G. Franzoni, J. Fulcher, W. Funk, D. Gigi, A. Gilbert, K. Gill, F. Glege, M. Gruchala, M. Guilbaud, D. Gulhan, J. Hegeman, C. Heidegger, V. Innocente, A. Jafari, P. Janot, O. Karacheban¹⁹, J. Kieseler, A. Kornmayer, M. Krammer¹, C. Lange, P. Lecoq, C. Lourenço, L. Malgeri, M. Mannelli, F. Meijers, J.A. Merlin, S. Mersi, E. Meschi, P. Milenov⁴⁵, F. Moortgat, M. Mulders, J. Ngadiuba, S. Nourbakhsh, S. Orfanelli, L. Orsini, F. Pantaleo¹⁶, L. Pape, E. Perez, M. Peruzzi, A. Petrilli, G. Petrucciani, A. Pfeiffer, M. Pierini, F.M. Pitters, D. Rabady, A. Racz, T. Reis, M. Rovere, H. Sakulin, C. Schäfer, C. Schwick, M. Seidel, M. Selvaggi, A. Sharma, P. Silva, P. Sphicas⁴⁶, A. Stakia, J. Steggemann, D. Treille, A. Tsirou, V. Veckalns⁴⁷, M. Verzetti, W.D. Zeuner

Paul Scherrer Institut, Villigen, Switzerland

L. Caminada⁴⁸, K. Deiters, W. Erdmann, R. Horisberger, Q. Ingram, H.C. Kaestli, D. Kotlinski, U. Langenegger, T. Rohe, S.A. Wiederkehr

ETH Zurich - Institute for Particle Physics and Astrophysics (IPA), Zurich, Switzerland

M. Backhaus, L. Bäni, P. Berger, N. Chernyavskaya, G. Dissertori, M. Dittmar, M. Donegà, C. Dorfer, T.A. Gómez Espinosa, C. Grab, D. Hits, T. Klijnsma, W. Luster, R.A. Manzoni, M. Marionneau, M.T. Meinhard, F. Micheli, P. Musella, F. Nessi-Tedaldi, J. Pata, F. Pauss, G. Perrin, L. Perrozzi, S. Pigazzini, M. Quittnat, C. Reissel, D. Ruini, D.A. Sanz Becerra, M. Schönenberger, L. Shchutska, V.R. Tavolaro, K. Theofilatos, M.L. Vesterbacka Olsson, R. Wallny, D.H. Zhu

Universität Zürich, Zurich, Switzerland

T.K. Aarrestad, C. AMSLER⁴⁹, D. Brzhechko, M.F. Canelli, A. De Cosa, R. Del Burgo, S. Donato, C. Galloni, T. Hreus, B. Kilminster, S. Leontsinis, I. Neutelings, G. Rauco, P. Robmann, D. Salerno, K. Schweiger, C. Seitz, Y. Takahashi, A. Zucchetta

National Central University, Chung-Li, Taiwan

Y.H. Chang, K.y. Cheng, T.H. Doan, R. Khurana, C.M. Kuo, W. Lin, A. Pozdnyakov, S.S. Yu

National Taiwan University (NTU), Taipei, Taiwan

P. Chang, Y. Chao, K.F. Chen, P.H. Chen, W.-S. Hou, Arun Kumar, Y.F. Liu, R.-S. Lu, E. Paganis, A. Psallidas, A. Steen

Chulalongkorn University, Faculty of Science, Department of Physics, Bangkok, Thailand

B. Asavapibhop, N. Srimanobhas, N. Suwonjandee

Çukurova University, Physics Department, Science and Art Faculty, Adana, Turkey

A. Bat, F. Boran, S. Cerci⁵⁰, S. Damarşekkin, Z.S. Demiroglu, F. Dolek, C. Dozen, I. Dumanoglu, E. Eskut, S. Girgis, G. Gokbulut, Y. Guler, E. Gurpinar, I. Hos⁵¹, C. Isik, E.E. Kangal⁵², O. Kara, A. Kayis Topaksu, U. Kiminsu, M. Oglakci, G. Onengut, K. Ozdemir⁵³, S. Ozturk⁵⁴, A. Polatoz, U.G. Tok, S. Turkcapar, I.S. Zorbakir, C. Zorbilmez

Middle East Technical University, Physics Department, Ankara, Turkey

B. Isildak⁵⁵, G. Karapinar⁵⁶, M. Yalvac, M. Zeyrek

Bogazici University, Istanbul, Turkey

I.O. Atakisi, E. Gülmez, M. Kaya⁵⁷, O. Kaya⁵⁸, S. Ozkorucuklu⁵⁹, S. Tekten, E.A. Yetkin⁶⁰

Istanbul Technical University, Istanbul, Turkey

M.N. Agaras, A. Cakir, K. Cankocak, Y. Komurcu, S. Sen⁶¹

Institute for Scintillation Materials of National Academy of Science of Ukraine, Kharkov, Ukraine

B. Grynyov

National Scientific Center, Kharkov Institute of Physics and Technology, Kharkov, Ukraine

L. Levchuk

University of Bristol, Bristol, United Kingdom

F. Ball, L. Beck, J.J. Brooke, D. Burns, E. Clement, D. Cussans, O. Davignon, H. Flacher, J. Goldstein, G.P. Heath, H.F. Heath, L. Kreczko, D.M. Newbold⁶², S. Paramesvaran, B. Penning, T. Sakuma, D. Smith, V.J. Smith, J. Taylor, A. Titterton

Rutherford Appleton Laboratory, Didcot, United Kingdom

K.W. Bell, A. Belyaev⁶³, C. Brew, R.M. Brown, D. Cieri, D.J.A. Cockerill, J.A. Coughlan, K. Harder, S. Harper, J. Linacre, E. Olaiya, D. Petyt, C.H. Shepherd-Themistocleous, A. Thea, I.R. Tomalin, T. Williams, W.J. Womersley

Imperial College, London, United Kingdom

R. Bainbridge, P. Bloch, J. Borg, S. Breeze, O. Buchmuller, A. Bundock, D. Colling, P. Dauncey, G. Davies, M. Della Negra, R. Di Maria, G. Hall, G. Iles, T. James, M. Komm, C. Laner, L. Lyons, A.-M. Magnan, S. Malik, A. Martelli, J. Nash⁶⁴, A. Nikitenko⁷, V. Palladino, M. Pesaresi, D.M. Raymond, A. Richards, A. Rose, E. Scott, C. Seez, A. Shtipliyski, G. Singh, M. Stoye, T. Strebler, S. Summers, A. Tapper, K. Uchida, T. Virdee¹⁶, N. Wardle, D. Winterbottom, J. Wright, S.C. Zenz

Brunel University, Uxbridge, United Kingdom

J.E. Cole, P.R. Hobson, A. Khan, P. Kyberd, C.K. Mackay, A. Morton, I.D. Reid, L. Teodorescu, S. Zahid

Baylor University, Waco, USA

K. Call, J. Dittmann, K. Hatakeyama, H. Liu, C. Madrid, B. McMaster, N. Pastika, C. Smith

Catholic University of America, Washington, DC, USA

R. Bartek, A. Dominguez

The University of Alabama, Tuscaloosa, USA

A. Buccilli, S.I. Cooper, C. Henderson, P. Rumerio, C. West

Boston University, Boston, USA

D. Arcaro, T. Bose, D. Gastler, D. Pinna, D. Rankin, C. Richardson, J. Rohlf, L. Sulak, D. Zou

Brown University, Providence, USA

G. Benelli, X. Coubez, D. Cutts, M. Hadley, J. Hakala, U. Heintz, J.M. Hogan⁶⁵, K.H.M. Kwok, E. Laird, G. Landsberg, J. Lee, Z. Mao, M. Narain, S. Sagir⁶⁶, R. Syarif, E. Usai, D. Yu

University of California, Davis, Davis, USA

R. Band, C. Brainerd, R. Breedon, D. Burns, M. Calderon De La Barca Sanchez, M. Chertok, J. Conway, R. Conway, P.T. Cox, R. Erbacher, C. Flores, G. Funk, W. Ko, O. Kukral, R. Lander, M. Mulhearn, D. Pellett, J. Pilot, S. Shalhout, M. Shi, D. Stolp, D. Taylor, K. Tos, M. Tripathi, Z. Wang, F. Zhang

University of California, Los Angeles, USA

M. Bachtis, C. Bravo, R. Cousins, A. Dasgupta, A. Florent, J. Hauser, M. Ignatenko, N. Mccoll, S. Regnard, D. Saltzberg, C. Schnaible, V. Valuev

University of California, Riverside, Riverside, USA

E. Bouvier, K. Burt, R. Clare, J.W. Gary, S.M.A. Ghiasi Shirazi, G. Hanson, G. Karapostoli, E. Kennedy, F. Lacroix, O.R. Long, M. Olmedo Negrete, M.I. Paneva, W. Si, L. Wang, H. Wei, S. Wimpenny, B.R. Yates

University of California, San Diego, La Jolla, USA

J.G. Branson, P. Chang, S. Cittolin, M. Derdzinski, R. Gerosa, D. Gilbert, B. Hashemi, A. Holzner, D. Klein, G. Kole, V. Krutelyov, J. Letts, M. Masciovecchio, D. Olivito, S. Padhi, M. Pieri, M. Sani, V. Sharma, S. Simon, M. Tadel, A. Vartak, S. Wasserbaech⁶⁷, J. Wood, F. Würthwein, A. Yagil, G. Zevi Della Porta

University of California, Santa Barbara - Department of Physics, Santa Barbara, USA

N. Amin, R. Bhandari, J. Bradmiller-Feld, C. Campagnari, M. Citron, A. Dishaw, V. Dutta, M. Franco Sevilla, L. Gouskos, R. Heller, J. Incandela, A. Ovcharova, H. Qu, J. Richman, D. Stuart, I. Suarez, S. Wang, J. Yoo

California Institute of Technology, Pasadena, USA

D. Anderson, A. Bornheim, J.M. Lawhorn, N. Lu, H.B. Newman, T.Q. Nguyen, M. Spiropulu, J.R. Vlimant, R. Wilkinson, S. Xie, Z. Zhang, R.Y. Zhu

Carnegie Mellon University, Pittsburgh, USA

M.B. Andrews, T. Ferguson, T. Mudholkar, M. Paulini, M. Sun, I. Vorobiev, M. Weinberg

University of Colorado Boulder, Boulder, USA

J.P. Cumalat, W.T. Ford, F. Jensen, A. Johnson, M. Krohn, E. MacDonald, T. Mulholland, R. Patel, A. Perloff, K. Stenson, K.A. Ulmer, S.R. Wagner

Cornell University, Ithaca, USA

J. Alexander, J. Chaves, Y. Cheng, J. Chu, A. Datta, K. Mcdermott, N. Mirman, J.R. Patterson, D. Quach, A. Rinkevicius, A. Ryd, L. Skinnari, L. Soffi, S.M. Tan, Z. Tao, J. Thom, J. Tucker, P. Wittich, M. Zientek

Fermi National Accelerator Laboratory, Batavia, USA

S. Abdullin, M. Albrow, M. Alyari, G. Apollinari, A. Apresyan, A. Apyan, S. Banerjee, L.A.T. Bauerdick, A. Beretvas, J. Berryhill, P.C. Bhat, K. Burkett, J.N. Butler, A. Canepa, G.B. Cerati, H.W.K. Cheung, F. Chlebana, M. Cremonesi, J. Duarte, V.D. Elvira, J. Freeman, Z. Gecse, E. Gottschalk, L. Gray, D. Green, S. Grünendahl, O. Gutsche, J. Hanlon, R.M. Harris, S. Hasegawa, J. Hirschauer, Z. Hu, B. Jayatilaka, S. Jindariani, M. Johnson, U. Joshi, B. Klima, M.J. Kortelainen, B. Kreis, S. Lammel, D. Lincoln, R. Lipton, M. Liu, T. Liu, J. Lykken, K. Maeshima, J.M. Marraffino, D. Mason, P. McBride, P. Merkel, S. Mrenna, S. Nahn, V. O'Dell, K. Pedro, C. Pena, O. Prokofyev, G. Rakness, L. Ristori, A. Savoy-Navarro⁶⁸, B. Schneider, E. Sexton-Kennedy, A. Soha, W.J. Spalding, L. Spiegel, S. Stoynev, J. Strait, N. Strobbe, L. Taylor, S. Tkaczyk, N.V. Tran, L. Uplegger, E.W. Vaandering, C. Vernieri, M. Verzocchi, R. Vidal, M. Wang, H.A. Weber, A. Whitbeck

University of Florida, Gainesville, USA

D. Acosta, P. Avery, P. Bortignon, D. Bourilkov, A. Brinkerhoff, L. Cadamuro, A. Carnes, D. Curry, R.D. Field, S.V. Gleyzer, B.M. Joshi, J. Konigsberg, A. Korytov, K.H. Lo, P. Ma, K. Matchev, H. Mei, G. Mitselmakher, D. Rosenzweig, K. Shi, D. Sperka, J. Wang, S. Wang, X. Zuo

Florida International University, Miami, USA

Y.R. Joshi, S. Linn

Florida State University, Tallahassee, USA

A. Ackert, T. Adams, A. Askew, S. Hagopian, V. Hagopian, K.F. Johnson, T. Kolberg, G. Martinez, T. Perry, H. Prosper, A. Saha, C. Schiber, R. Yohay

Florida Institute of Technology, Melbourne, USA

M.M. Baarmand, V. Bhopatkar, S. Colafranceschi, M. Hohlmann, D. Noonan, M. Rahmani, T. Roy, F. Yumiceva

University of Illinois at Chicago (UIC), Chicago, USA

M.R. Adams, L. Apanasevich, D. Berry, R.R. Betts, R. Cavanaugh, X. Chen, S. Dittmer, O. Evdokimov, C.E. Gerber, D.A. Hangal, D.J. Hofman, K. Jung, J. Kamin, C. Mills, I.D. Sandoval Gonzalez, M.B. Tonjes, H. Trauger, N. Varelas, H. Wang, X. Wang, Z. Wu, J. Zhang

The University of Iowa, Iowa City, USA

M. Alhusseini, B. Bilki⁶⁹, W. Clarida, K. Dilsiz⁷⁰, S. Durgut, R.P. Gandrajula, M. Haytmyradov, V. Khristenko, J.-P. Merlo, A. Mestvirishvili, A. Moeller, J. Nachtman, H. Ogul⁷¹, Y. Onel, F. Ozok⁷², A. Penzo, C. Snyder, E. Tiras, J. Wetzel

Johns Hopkins University, Baltimore, USA

B. Blumenfeld, A. Cocoros, N. Eminizer, D. Fehling, L. Feng, A.V. Gritsan, W.T. Hung, P. Maksimovic, J. Roskes, U. Sarica, M. Swartz, M. Xiao, C. You

The University of Kansas, Lawrence, USA

A. Al-bataineh, P. Baringer, A. Bean, S. Boren, J. Bowen, A. Bylinkin, J. Castle, S. Khalil, A. Kropivnitskaya, D. Majumder, W. Mcbrayer, M. Murray, C. Rogan, S. Sanders, E. Schmitz, J.D. Tapia Takaki, Q. Wang

Kansas State University, Manhattan, USA

S. Duric, A. Ivanov, K. Kaadze, D. Kim, Y. Maravin, D.R. Mendis, T. Mitchell, A. Modak, A. Mohammadi, L.K. Saini, N. Skhirtladze

Lawrence Livermore National Laboratory, Livermore, USA

F. Rebassoo, D. Wright

University of Maryland, College Park, USA

A. Baden, O. Baron, A. Belloni, S.C. Eno, Y. Feng, C. Ferraioli, N.J. Hadley, S. Jabeen, G.Y. Jeng, R.G. Kellogg, J. Kunkle, A.C. Mignerey, S. Nabili, F. Ricci-Tam, Y.H. Shin, A. Skuja, S.C. Tonwar, K. Wong

Massachusetts Institute of Technology, Cambridge, USA

D. Abercrombie, B. Allen, V. Azzolini, A. Baty, G. Bauer, R. Bi, S. Brandt, W. Busza, I.A. Cali, M. D'Alfonso, Z. Demiragli, G. Gomez Ceballos, M. Goncharov, P. Harris, D. Hsu, M. Hu, Y. Iiyama, G.M. Innocenti, M. Klute, D. Kovalskiy, Y.-J. Lee, P.D. Luckey, B. Maier, A.C. Marini, C. McGinn, C. Mironov, S. Narayanan, X. Niu, C. Paus, C. Roland, G. Roland, G.S.F. Stephans, K. Sumorok, K. Tatar, D. Velicanu, J. Wang, T.W. Wang, B. Wyslouch, S. Zhaozhong

University of Minnesota, Minneapolis, USA

A.C. Benvenuti[†], R.M. Chatterjee, A. Evans, P. Hansen, J. Hiltbrand, Sh. Jain, S. Kalafut, Y. Kubota, Z. Lesko, J. Mans, N. Ruckstuhl, R. Rusack, M.A. Wadud

University of Mississippi, Oxford, USA

J.G. Acosta, S. Oliveros

University of Nebraska-Lincoln, Lincoln, USA

E. Avdeeva, K. Bloom, D.R. Claes, C. Fangmeier, F. Golf, R. Gonzalez Suarez, R. Kamalieddin, I. Kravchenko, J. Monroy, J.E. Siado, G.R. Snow, B. Stieger

State University of New York at Buffalo, Buffalo, USA

A. Godshalk, C. Harrington, I. Iashvili, A. Kharchilava, C. Mclean, D. Nguyen, A. Parker, S. Rappoccio, B. Roozbahani

Northeastern University, Boston, USA

G. Alverson, E. Barberis, C. Freer, Y. Haddad, A. Hortiangtham, D.M. Morse, T. Orimoto, R. Teixeira De Lima, T. Wamorkar, B. Wang, A. Wisecarver, D. Wood

Northwestern University, Evanston, USA

S. Bhattacharya, J. Bueghly, O. Charaf, K.A. Hahn, N. Mucia, N. Odell, M.H. Schmitt, K. Sung, M. Trovato, M. Velasco

University of Notre Dame, Notre Dame, USA

R. Bucci, N. Dev, M. Hildreth, K. Hurtado Anampa, C. Jessop, D.J. Karmgard, N. Kellams, K. Lannon, W. Li, N. Loukas, N. Marinelli, F. Meng, C. Mueller, Y. Musienko³⁶, M. Planer, A. Reinsvold, R. Ruchti, P. Siddireddy, G. Smith, S. Taroni, M. Wayne, A. Wightman, M. Wolf, A. Woodard

The Ohio State University, Columbus, USA

J. Alimena, L. Antonelli, B. Bylsma, L.S. Durkin, S. Flowers, B. Francis, C. Hill, W. Ji, T.Y. Ling, W. Luo, B.L. Winer

Princeton University, Princeton, USA

S. Cooperstein, P. Elmer, J. Hardenbrook, S. Higginbotham, A. Kalogeropoulos, D. Lange, M.T. Lucchini, J. Luo, D. Marlow, K. Mei, I. Ojalvo, J. Olsen, C. Palmer, P. Piroué, J. Salfeld-Nebgen, D. Stickland, C. Tully

University of Puerto Rico, Mayaguez, USA

S. Malik, S. Norberg

Purdue University, West Lafayette, USA

A. Barker, V.E. Barnes, S. Das, L. Gutay, M. Jones, A.W. Jung, A. Khatiwada, B. Mahakud, D.H. Miller, N. Neumeister, C.C. Peng, S. Piperov, H. Qiu, J.F. Schulte, J. Sun, F. Wang, R. Xiao, W. Xie

Purdue University Northwest, Hammond, USA

T. Cheng, J. Dolen, N. Parashar

Rice University, Houston, USA

Z. Chen, K.M. Ecklund, S. Freed, F.J.M. Geurts, M. Kilpatrick, W. Li, B.P. Padley, J. Roberts, J. Rorie, W. Shi, Z. Tu, A. Zhang

University of Rochester, Rochester, USA

A. Bodek, P. de Barbaro, R. Demina, Y.t. Duh, J.L. Dulemba, C. Fallon, T. Ferbel, M. Galanti, A. Garcia-Bellido, J. Han, O. Hindrichs, A. Khukhunaishvili, E. Ranken, P. Tan, R. Taus

Rutgers, The State University of New Jersey, Piscataway, USA

A. Agapitos, J.P. Chou, Y. Gershtein, E. Halkiadakis, A. Hart, M. Heindl, E. Hughes, S. Kaplan, R. Kunnawalkam Elayavalli, S. Kyriacou, A. Lath, R. Montalvo, K. Nash, M. Osherson, H. Saka, S. Salur, S. Schnetzer, D. Sheffield, S. Somalwar, R. Stone, S. Thomas, P. Thomassen, M. Walker

University of Tennessee, Knoxville, USA

A.G. Delannoy, J. Heideman, G. Riley, S. Spanier

Texas A&M University, College Station, USA

O. Bouhali⁷³, A. Celik, M. Dalchenko, M. De Mattia, A. Delgado, S. Dildick, R. Eusebi, J. Gilmore, T. Huang, T. Kamon⁷⁴, S. Luo, R. Mueller, D. Overton, L. Perniè, D. Rathjens, A. Safonov

Texas Tech University, Lubbock, USA

N. Akchurin, J. Damgov, F. De Guio, P.R. Duderov, S. Kunori, K. Lamichhane, S.W. Lee, T. Mengke, S. Muthumuni, T. Peltola, S. Undleeb, I. Volobouev, Z. Wang

Vanderbilt University, Nashville, USA

S. Greene, A. Gurrola, R. Janjam, W. Johns, C. Maguire, A. Melo, H. Ni, K. Padeken, J.D. Ruiz Alvarez, P. Sheldon, S. Tuo, J. Velkovska, M. Verweij, Q. Xu

University of Virginia, Charlottesville, USA

M.W. Arenton, P. Barria, B. Cox, R. Hirosky, M. Joyce, A. Ledovskoy, H. Li, C. Neu, T. Sinthuprasith, Y. Wang, E. Wolfe, F. Xia

Wayne State University, Detroit, USA

R. Harr, P.E. Karchin, N. Poudyal, J. Sturdy, P. Thapa, S. Zaleski

University of Wisconsin - Madison, Madison, WI, USA

M. Brodski, J. Buchanan, C. Caillol, D. Carlsmith, S. Dasu, I. De Bruyn, L. Dodd, B. Gomber, M. Grothe, M. Herndon, A. Hervé, U. Hussain, P. Klabbers, A. Lanaro, K. Long, R. Loveless, T. Ruggles, A. Savin, V. Sharma, N. Smith, W.H. Smith, N. Woods

†: Deceased

1: Also at Vienna University of Technology, Vienna, Austria

2: Also at IRFU, CEA, Université Paris-Saclay, Gif-sur-Yvette, France

3: Also at Universidade Estadual de Campinas, Campinas, Brazil

4: Also at Federal University of Rio Grande do Sul, Porto Alegre, Brazil

5: Also at Université Libre de Bruxelles, Bruxelles, Belgium

6: Also at University of Chinese Academy of Sciences, Beijing, China

7: Also at Institute for Theoretical and Experimental Physics, Moscow, Russia

8: Also at Joint Institute for Nuclear Research, Dubna, Russia

9: Now at Cairo University, Cairo, Egypt

10: Also at Zewail City of Science and Technology, Zewail, Egypt

11: Also at British University in Egypt, Cairo, Egypt

12: Now at Ain Shams University, Cairo, Egypt

13: Also at Department of Physics, King Abdulaziz University, Jeddah, Saudi Arabia

14: Also at Université de Haute Alsace, Mulhouse, France

15: Also at Skobeltsyn Institute of Nuclear Physics, Lomonosov Moscow State University, Moscow, Russia

16: Also at CERN, European Organization for Nuclear Research, Geneva, Switzerland

17: Also at RWTH Aachen University, III. Physikalisches Institut A, Aachen, Germany

18: Also at University of Hamburg, Hamburg, Germany

19: Also at Brandenburg University of Technology, Cottbus, Germany

20: Also at MTA-ELTE Lendület CMS Particle and Nuclear Physics Group, Eötvös Loránd University, Budapest, Hungary

21: Also at Institute of Nuclear Research ATOMKI, Debrecen, Hungary

22: Also at Institute of Physics, University of Debrecen, Debrecen, Hungary

- 23: Also at Indian Institute of Technology Bhubaneswar, Bhubaneswar, India
- 24: Also at Institute of Physics, Bhubaneswar, India
- 25: Also at Shoolini University, Solan, India
- 26: Also at University of Visva-Bharati, Santiniketan, India
- 27: Also at Isfahan University of Technology, Isfahan, Iran
- 28: Also at Plasma Physics Research Center, Science and Research Branch, Islamic Azad University, Tehran, Iran
- 29: Also at Università degli Studi di Siena, Siena, Italy
- 30: Also at Scuola Normale e Sezione dell'INFN, Pisa, Italy
- 31: Also at Kyunghee University, Seoul, Korea
- 32: Also at International Islamic University of Malaysia, Kuala Lumpur, Malaysia
- 33: Also at Malaysian Nuclear Agency, MOSTI, Kajang, Malaysia
- 34: Also at Consejo Nacional de Ciencia y Tecnología, Mexico City, Mexico
- 35: Also at Warsaw University of Technology, Institute of Electronic Systems, Warsaw, Poland
- 36: Also at Institute for Nuclear Research, Moscow, Russia
- 37: Now at National Research Nuclear University 'Moscow Engineering Physics Institute' (MEPhI), Moscow, Russia
- 38: Also at St. Petersburg State Polytechnical University, St. Petersburg, Russia
- 39: Also at University of Florida, Gainesville, USA
- 40: Also at P.N. Lebedev Physical Institute, Moscow, Russia
- 41: Also at California Institute of Technology, Pasadena, USA
- 42: Also at Budker Institute of Nuclear Physics, Novosibirsk, Russia
- 43: Also at Faculty of Physics, University of Belgrade, Belgrade, Serbia
- 44: Also at INFN Sezione di Pavia ^a, Università di Pavia ^b, Pavia, Italy
- 45: Also at University of Belgrade, Faculty of Physics and Vinca Institute of Nuclear Sciences, Belgrade, Serbia
- 46: Also at National and Kapodistrian University of Athens, Athens, Greece
- 47: Also at Riga Technical University, Riga, Latvia
- 48: Also at Universität Zürich, Zurich, Switzerland
- 49: Also at Stefan Meyer Institute for Subatomic Physics (SMI), Vienna, Austria
- 50: Also at Adiyaman University, Adiyaman, Turkey
- 51: Also at Istanbul Aydin University, Istanbul, Turkey
- 52: Also at Mersin University, Mersin, Turkey
- 53: Also at Piri Reis University, Istanbul, Turkey
- 54: Also at Gaziosmanpasa University, Tokat, Turkey
- 55: Also at Ozyegin University, Istanbul, Turkey
- 56: Also at Izmir Institute of Technology, Izmir, Turkey
- 57: Also at Marmara University, Istanbul, Turkey
- 58: Also at Kafkas University, Kars, Turkey
- 59: Also at Istanbul University, Faculty of Science, Istanbul, Turkey
- 60: Also at Istanbul Bilgi University, Istanbul, Turkey
- 61: Also at Hacettepe University, Ankara, Turkey
- 62: Also at Rutherford Appleton Laboratory, Didcot, United Kingdom
- 63: Also at School of Physics and Astronomy, University of Southampton, Southampton, United Kingdom
- 64: Also at Monash University, Faculty of Science, Clayton, Australia
- 65: Also at Bethel University, St. Paul, USA
- 66: Also at Karamanoğlu Mehmetbey University, Karaman, Turkey
- 67: Also at Utah Valley University, Orem, USA

68: Also at Purdue University, West Lafayette, USA

69: Also at Beykent University, Istanbul, Turkey

70: Also at Bingol University, Bingol, Turkey

71: Also at Sinop University, Sinop, Turkey

72: Also at Mimar Sinan University, Istanbul, Istanbul, Turkey

73: Also at Texas A&M University at Qatar, Doha, Qatar

74: Also at Kyungpook National University, Daegu, Korea