

Office of Naval Research
Department of the Navy
Contract Nonr-220(28)

THEORY OF THE ACOUSTIC ABSORPTION
BY A GAS BUBBLE IN A LIQUID

by
Din-Yu Hsieh and Milton S. Plesset

Engineering Division
CALIFORNIA INSTITUTE OF TECHNOLOGY
Pasadena, California

Office of Naval Research
Department of the Navy
Contract Nonr-220(28)

THEORY OF THE ACOUSTIC ABSORPTION
BY A GAS BUBBLE IN A LIQUID

by

Din-Yu Hsieh and Milton S. Plesset

Reproduction in whole or in part is permitted for any purpose of
the United States Government

Engineering Division
California Institute of Technology

THEORY OF THE ACOUSTIC ABSORPTION

BY A GAS BUBBLE IN A LIQUID

by

Din-Yu Hsieh and Milton S. Plesset

Abstract

A complete analysis of acoustic absorption by a spherical gas bubble is developed by the application of the classical Rayleigh method. The absorption considered is that due to the viscosity and heat conduction of the gas bubble. Specific results are presented for the S-wave scatter and absorption for the case of an air bubble in water, and the absorption effects of viscosity and heat conduction alone are calculated explicitly. The results found here are of similar magnitude to those found by Pfriem and Spitzer who used an approximate procedure.

Introduction

While the scattering of sound waves by a spherical gas bubble in a liquid has received extensive treatment by the familiar Rayleigh procedure¹, a complete analysis of the acoustic absorption does not appear to be available. This absorption is a consequence of viscosity and heat conduction in the gas bubble. Results for the absorption have been obtained by Pfriem² and Spitzer³, among others, but these approaches were based on approximate models which are limited to the case of spherically symmetric bubble oscillations. It follows that the scatter and absorption is determined only for the case in which the S-wave is significant. It is found here that the long wavelength limit of the present analysis is in approximate agreement with the results of previous calculations.

The calculation here will be made first of the absorption due to the viscosity of the gas, and then the absorption due to both the viscosity and the heat conduction of the gas is determined. It is shown in this way that the thermal absorption is more important than the viscous absorption in the range of bubble sizes and acoustic frequencies of general interest. The numerical results which are given below show the scattering and absorption cross sections for an air bubble in water with viscosity only compared with the corresponding cross sections with heat conduction only.

¹See, for example, Lord Rayleigh, "Theory of Sound," Vol. II, p. 282, Dover Publications (New York, 1945); V. C. Anderson, J. Acous. Soc. Am., 22, 426-431 (1950).

²H. Pfriem, Akustische Zeitschrift, 5, 202-212 (1940).

³L. Spitzer, Jr., OSRD Report M05, Sec. 6.1-sr20-918 (1943).

Viscous Absorption

The gas bubble will be taken to have the equilibrium radius a , and a spherical coordinate system will be used with origin at the center of the bubble. The radial distance from the origin is r and the polar angle between the radius vector and the z -axis is ψ . The disturbance representing the sound wave field outside the gas bubble can be described by the velocity potential, φ , which satisfies the wave equation

$$\Delta\varphi = \frac{1}{c_w^2} \frac{\partial^2 \varphi}{\partial t^2} \quad (1)$$

where c_w is the sound speed in the liquid. The appropriate solution of Eq. (1), in the presence of the gas bubble, will be composed of an incident plane wave of unit amplitude and of angular frequency ω and scattered waves:

$$\varphi = e^{i(k_w z - \omega t)} + \sum_{\ell=0}^{\infty} S_{\ell} h_{\ell}(k_w r) P_{\ell}(\cos \psi) e^{-i\omega t}$$

where k_w is the wave number given by $k_w = \omega/c_w$, h_{ℓ} is the spherical Hankel function of the first kind of order ℓ , P_{ℓ} is the Legendre polynomial of degree ℓ , and the S_{ℓ} are constants to be determined. Using the familiar expansion of a plane wave

$$e^{ikz} = e^{ikr \cos \psi} = \sum_{\ell=0}^{\infty} i^{\ell} (2\ell+1) j_{\ell}(kr) P_{\ell}(\cos \psi),$$

where j_{ℓ} is the spherical Bessel function of order ℓ , one may write the superposition of incident and scattered waves as

$$\varphi = \sum_{\ell=0}^{\infty} \left[i^{\ell} (2\ell+1) j_{\ell}(k_w r) + S_{\ell} h_{\ell}(k_w r) \right] P_{\ell}(\cos\psi) e^{-i\omega t} . \quad (2)$$

The acoustic velocity field is given by $\nabla\varphi$, and the acoustic pressure is given by $-\rho_w \partial\varphi/\partial t$. If this pressure is written in the form

$$P = P_w (1 + p) , \quad (3)$$

where P_w is the mean, or unperturbed, pressure then

$$p = - \frac{\rho_w}{P_w} \frac{\partial\varphi}{\partial t} = \frac{i\omega \rho_w}{P_w} \varphi . \quad (4)$$

The mean pressure P_w is related to the equilibrium gas pressure P_0 as follows:

$$P_w + \frac{2\sigma}{a} = P_0 \quad (5)$$

where σ is the surface tension constant. In particular, the perturbation pressure, $P_w p$, at the bubble wall, $r = a$, is given by

$$P_w p = i\omega \rho_w \sum_{\ell=0}^{\infty} \left[i^{\ell} (2\ell+1) j_{\ell}(k_w a) + S_{\ell} h_{\ell}(k_w a) \right] P_{\ell}(\cos\psi) e^{-i\omega t} , \quad (6)$$

and the radial component of the velocity at $r = a$ is

$$v_r = \sum_{\ell=0}^{\infty} \left[i^{\ell} (2\ell+1) j'_{\ell}(k_w a) + S_{\ell} h'_{\ell}(k_w a) \right] k_w P_{\ell}(\cos\psi) e^{-i\omega t} . \quad (7)$$

Within the gas bubble, the motion of the fluid is governed by the equation of continuity

$$\frac{\partial \rho}{\partial t} + \rho \nabla \cdot \underline{v} + \underline{v} \cdot \nabla \rho = 0, \quad (8)$$

by the momentum equation⁴

$$\rho \left[\frac{\partial \underline{v}}{\partial t} + (\underline{v} \cdot \nabla) \underline{v} \right] = - \nabla P + \left(\frac{4}{3} \eta + \beta \right) \nabla (\nabla \cdot \underline{v}) - \eta \nabla \times (\nabla \times \underline{v}), \quad (9)$$

and by the equation of state

$$\frac{P}{P_0} = \left(\frac{\rho}{\rho_0} \right)^\gamma. \quad (10)$$

In these equations ρ is the density, ρ_0 is the equilibrium value of the density, \underline{v} is the fluid velocity, η is the coefficient of shear viscosity, β is the coefficient of bulk viscosity, and γ is the ratio of the specific heat of the gas at constant pressure to the specific heat at constant volume.

In Eq. (9) it has been assumed that there are no body forces, and it has been assumed further that the coefficients of viscosity are constants.

Eq. (10) states the gas expands and contracts adiabatically. It may also be remarked that the stress on a surface element with outward unit normal \underline{n} is⁵

$$P \underline{n} + \frac{2}{3} \eta \underline{n} (\nabla \cdot \underline{v}) - 2\eta (\underline{n} \cdot \nabla) \underline{v} - \beta \underline{n} (\nabla \cdot \underline{v}) - \eta \underline{n} \times (\nabla \times \underline{v}). \quad (11)$$

The motion will be taken to be irrotational and then the system of equations will be linearized. If one writes

$$\rho = \rho_0 (1 + \sigma),$$

$$P = P_0 (1 + p),$$

$$T = T_0 (1 + \theta),$$

⁴S. Goldstein, "Lectures on Fluid Mechanics", pp. 89-90, Interscience Publishers, Inc. (New York, 1960).

⁵L. M. Milne-Thomson, "Theoretical Hydrodynamics", 3rd. ed., p. 538, MacMillan Co. (New York, 1955).

the linearized equations obtained by treating σ , p , θ and \underline{v} as small quantities are

$$\frac{\partial \sigma}{\partial t} = - \nabla \cdot \underline{v} ; \quad (8')$$

$$\frac{\partial \underline{v}}{\partial t} = - \frac{P_0}{\rho_0} \nabla p + \frac{1}{\rho_0} \left(\frac{4}{3} \eta + \beta \right) \nabla (\nabla \cdot \underline{v}) ; \quad (9')$$

and

$$p = \gamma \sigma . \quad (10')$$

Equations (8'), (9'), and (10') lead directly to the relation

$$\frac{\partial^2 p}{\partial t^2} - c_0^2 \nabla^2 p - \nu \nabla^2 \left(\frac{\partial p}{\partial t} \right) = 0 , \quad (12)$$

where

$$\mu = \frac{4}{3} \eta + \beta ; \quad \nu = \frac{\mu}{\rho_0} ; \quad c_0^2 = \frac{\gamma P_0}{\rho_0} .$$

With the substitution

$$p(\underline{r}, t) = p(\underline{r}) e^{-i\omega t}$$

Eq. (12) becomes

$$\nabla^2 p + k^2 p = 0 \quad (13)$$

where

$$k^2 = \frac{\omega^2}{c_0^2 - i\omega\nu} \quad (14)$$

If one defines

$$k_o^2 = \frac{\omega^2}{c_o^2}, \quad \text{and} \quad k_v^2 = \frac{\omega}{v},$$

then the complex wave number of Eq. (14) may be written as

$$k^2 = \frac{k_o^2}{1 - i(k_o/k_v)^2} \quad (14')$$

Since p is finite at $r = 0$, the general solution of Eq. (13) must have the form

$$p = \sum_{\ell=0}^{\infty} A_{\ell} j_{\ell}(kr) P_{\ell}(\cos \psi), \quad r \leq a. \quad (15)$$

From Eq. (9') one finds for the radial component of the velocity

$$-i\omega v_r = -\frac{P_o}{\rho_o} \frac{\partial p}{\partial r} + \frac{\mu}{\rho_o} \frac{\partial}{\partial r} \left(\frac{i\omega}{\gamma} p \right),$$

or

$$v_r = -\frac{i\omega}{\gamma} \left(\frac{1}{k_o^2} - \frac{i}{k_v^2} \right) \frac{\partial p}{\partial r}. \quad (16)$$

It follows that at $r = a$

$$v_r(a) = \sum_{\ell=0}^{\infty} A_{\ell} f_{\ell} P_{\ell}(\cos \psi), \quad (17)$$

where

$$f_{\ell} = - \frac{i\omega k}{\gamma} \left(\frac{1}{k_o^2} - \frac{i}{k_v^2} \right) j_{\ell}'(ka) . \quad (17')$$

Equation (11) gives the perturbed radial stress as

$$P_r = P_o p + \left(\frac{2}{3} \eta - \beta \right) \nabla \cdot \underline{v} - 2 \eta \frac{\partial v_r}{\partial r}$$

which can also be written

$$P_r = P_o \left\{ \left[1 + i \left(\frac{2}{3} \frac{k_o^2}{k_s^2} - \frac{k_o^2}{k_b^2} \right) \right] p - \frac{2\gamma}{\omega} \frac{k_o^2}{k_s^2} \frac{\partial v_r}{\partial r} \right\} \quad (18)$$

where

$$k_s^2 = \frac{\rho_o \omega}{\eta} ; \quad k_b^2 = \frac{\rho_o \omega}{\beta} . \quad (19)$$

This perturbed radial stress at $r = a$ may be put in the form

$$P_r = P_o \sum_{\ell=0}^{\infty} A_{\ell} g_{\ell} P_{\ell}(\cos \psi) \quad (20)$$

where by Eqs. (15) and (17)

$$g_{\ell} = \left[1 + i \left(\frac{2}{3} \frac{k_o^2}{k_s^2} - \frac{k_o^2}{k_b^2} \right) - 2i \frac{k_o^2}{k_s^2} \left(\frac{1}{k_o^2} - \frac{i}{k_v^2} \right) \left(k^2 - \frac{\ell(\ell+1)}{a^2} \right) \right] j_{\ell}(ka) \\ - 4i \frac{k_o^2}{k_s^2} \frac{k}{a} \left(\frac{1}{k_o^2} - \frac{i}{k_v^2} \right) j_{\ell}'(ka) . \quad (20')$$

The boundary conditions at $r = a$ are that the radial component of the velocity and the radial component of the stress be continuous. Eq. (7) and (17) give the velocity relation

$$A_{\ell} f_{\ell} = S_{\ell} k_w h'_{\ell}(k_w a) + i^{\ell} (2\ell+1) k_w j'_{\ell}(k_w a) , \quad (21)$$

and Eqs. (6) and (20) give the stress relation

$$A_{\ell} P_o g_{\ell} = i\omega \rho_w S_{\ell} h_{\ell}(k_w a) + i\omega \rho_w i^{\ell} (2\ell+1) j_{\ell}(k_w a) . \quad (22)$$

These equations determine A_{ℓ} and S_{ℓ} . Solving for the scattering amplitudes S_{ℓ} , one gets

$$S_{\ell} = \frac{N_{\ell}}{M_{\ell}} , \quad (23)$$

where

$$N_{\ell} = -i^{\ell} (2\ell+1) j_{\ell}(k_w a) \left[1 + \frac{i P_o k_w}{\rho_w \omega} \frac{j'_{\ell}(k_w a)}{j_{\ell}(k_w a)} \frac{g_{\ell}}{f_{\ell}} \right] ;$$

and

$$M_{\ell} = h_{\ell}(k_w a) \left[1 + \frac{i P_o k_w}{\rho_w \omega} \frac{h'_{\ell}(k_w a)}{h_{\ell}(k_w a)} \frac{g_{\ell}}{f_{\ell}} \right] .$$

Since g_{ℓ} and f_{ℓ} involve spherical Bessel functions with complex arguments, it is difficult to perform an evaluation of S_{ℓ} for the general case. Simplifications can be made, however, when the absolute values of these arguments are small in comparison with unity in which case the spherical Bessel functions may be expanded in rapidly converging power series. For bubble sizes of general interest and for frequencies in the ordinary acoustic range, both $|ka|$ and $|k_w a|$ are small compared with unity and

the expansion procedure may be employed. In this way scattering amplitudes after some algebraic manipulations are found to be in the first approximation

$$S_0 = \frac{-ix}{(1-m/x) + i(x+mn/x)} ; \quad (24)$$

$$S_\ell = \frac{-i^\ell (2\ell+1) \left[(1-\ell m_\ell) - i \ell m_\ell n_\ell \right]}{\left[1 - \ell m_\ell + \frac{(\ell+1)m_\ell n_\ell R_\ell^2}{(2\ell+1)x^{2\ell+1}} \right] - i \left[\ell m_\ell n_\ell + \frac{R_\ell^2}{(2\ell+1)x^{2\ell+1}} + \frac{(\ell+1)m_\ell R_\ell^2}{(2\ell+1)x^{2\ell+1}} \right]} ;$$

$$\ell \geq 1 ; \quad (25)$$

where

$$x = k_w a ; \quad m = \frac{3P_0 k_w \gamma}{\rho_w \omega^2 a} ; \quad n = \frac{k_0^2}{k_b^2} ;$$

$$m_\ell = \frac{\gamma P_0 k_0^2}{\ell \rho_w \omega^2} ; \quad n_\ell = \frac{2\ell(\ell-1)}{k_s^2 a^2} ; \quad R_\ell = 1 \cdot 3 \cdot 5 \dots (2\ell+1) .$$

The total scattering cross section is determined by a familiar procedure⁶ in terms of the S_ℓ 's as follows

$$Q_s = \sum_{\ell=0}^{\infty} Q_s^{(\ell)} = \frac{4\pi}{k_w^2} \sum_{\ell=0}^{\infty} \frac{|S_\ell|^2}{2\ell+1}$$

and the absorption cross section is

$$Q_a = \sum_{\ell=0}^{\infty} Q_a^{(\ell)} = \frac{\pi}{k_w^2} \sum_{\ell=0}^{\infty} (2\ell+1) \left[1 - \left| 1 + \frac{2(-i)^\ell S_\ell}{2\ell+1} \right|^2 \right] .$$

⁶See, for example, P. M. Morse and H. Feshbach, "Methods of Theoretical Physics" Part II, p. 1488, McGraw-Hill Book Co. (New York, 1953).

For the extinction cross section one has

$$Q = Q_s + Q_a = - \frac{4\pi}{k_w^2} \sum_{\ell=0}^{\infty} \text{Re} \left[(-i)^\ell S_\ell \right] .$$

The scattering and absorption cross sections which are obtained are thus

$$Q_s^{(0)} = \frac{4\pi}{k_w^2} \frac{x^2}{(1-m/x)^2 + (x+mn/x)^2} ; \quad (26)$$

$$Q_a^{(0)} = \frac{4\pi}{k_w^2} \frac{mn}{(1-m/x)^2 + (x+mn/x)^2} ; \quad (27)$$

$$Q_s^{(\ell)} = \frac{4\pi}{k_w^2} \frac{(2\ell+1) \left[(1-\ell m_\ell)^2 + \ell^2 m_\ell^2 n_\ell^2 \right] x^{4\ell+2} / R_\ell^4}{\left[\frac{(1-\ell m_\ell) x^{2\ell+1}}{R_\ell^2} + \frac{(\ell+1) m_\ell n_\ell}{(2\ell+1)} \right]^2 + \left[\frac{\ell m_\ell n_\ell x^{2\ell+1}}{R_\ell^2} + \frac{1+(\ell+1)m_\ell}{(2\ell+1)} \right]^2} ; \quad (28)$$

$$Q_a^{(\ell)} = \frac{4\pi}{k_w^2} \frac{(2\ell+1) m_\ell n_\ell x^{2\ell+1} / R_\ell^2}{\left[\frac{(1-\ell m_\ell) x^{2\ell+1}}{R_\ell^2} + \frac{(\ell+1) m_\ell n_\ell}{(2\ell+1)} \right]^2 + \left[\frac{\ell m_\ell n_\ell x^{2\ell+1}}{R_\ell^2} + \frac{1+(\ell+1)m_\ell}{(2\ell+1)} \right]^2} . \quad (29)$$

Some features of these expressions may be pointed out. The resonance effect in the cross sections is observed with the different resonant frequencies for the various modes of excitation. It may also be noted that in the absorption cross section only the bulk viscosity contributes to the S - wave absorption. There is, of course, no absorption for the P - wave since in the present approximation the $\ell = 1$ disturbance corresponds to

a translatory oscillation of the whole bubble without change of shape. There is, finally, the familiar result that for $|x| \ll 1$ $Q_s^{(o)}$ and $Q_a^{(o)}$ give essentially the entire scattering and absorption cross sections.

Some numerical results have been computed for the case of an air bubble in water for $P_o = 1$ atm and $T = 20^\circ\text{C}$. The bulk viscosity of air has been taken to be given by⁷ $\beta = 0.57\eta$. The results are shown in Figs. 1-4.

Viscous and Thermal Absorption

When the effect of heat conduction in the gas is included, one can no longer use the adiabatic equation of state. One has instead an energy equation and an equation of state connecting pressure, density, and temperature. The gas will be taken here to be a perfect gas so that the equation of state is

$$p = \frac{R}{M} \rho T ,$$

where M is the molar weight and R is the universal gas constant. The energy equation is⁴

$$\phi + \kappa \Delta T = \rho c_v \left[\frac{\partial T}{\partial t} + \underline{v} \cdot \nabla T \right] + P(\nabla \cdot \underline{v}), \quad (30)$$

where

$$\phi = \eta \left\{ \nabla \cdot (\nabla \underline{v}^2) + 2 \nabla \cdot [(\nabla \times \underline{v}) \times \underline{v}] - 2 \underline{v} \cdot \nabla (\nabla \cdot \underline{v}) + (\nabla \times \underline{v})^2 - \frac{2}{3} (\nabla \cdot \underline{v})^2 \right\} + \beta (\nabla \cdot \underline{v})^2 .$$

⁷F. S. Sherman, NACA Tech. Note 3298 p. 21 (July, 1955); C. Truesdell, J. Rat. Mech. and Anal. 2, p. 649 (1953).

In these equations κ is the coefficient of heat conduction and c_v is the specific heat at constant volume. The perfect gas equation of state when linearized becomes

$$p = \sigma + \theta \quad (31)$$

where p , σ , and θ have been defined in the previous section. The linearization of Eq. (30) gives

$$\Delta \theta = \frac{1}{D} \frac{\partial \theta}{\partial t} + \frac{P_0}{\kappa T_0} \nabla \cdot \underline{v} \quad (32)$$

where $D = \kappa / \rho_0 c_v$ is the thermal diffusivity. Equations (8') and (9') together with Equations (31) and (32) lead to

$$\Delta \left[c_i^2 \Delta \theta - \frac{\partial^2 \theta}{\partial t^2} + \nu \frac{\partial}{\partial t} \Delta \theta \right] = \frac{1}{D} \frac{\partial}{\partial t} \left[c_a^2 \Delta \theta - \frac{\partial^2 \theta}{\partial t^2} + \nu \frac{\partial}{\partial t} \Delta \theta \right] \quad (33)$$

In Eq. (33) $c_i = (P_0 / \rho_0)^{1/2}$ is the isothermal sound speed and $c_a = (\gamma P_0 / \rho_0)^{1/2}$

is the adiabatic sound speed. For periodic oscillations

$$\theta(\underline{r}, t) = \theta(\underline{r}) e^{-i\omega t}$$

Eq. (33) becomes

$$\begin{aligned} \left[1 - i(k_i/k_\nu)^2 \right] \Delta^2 \theta + \left[k_i^2 + i(k_t k_i/k_a)^2 + (k_t k_i/k_\nu)^2 \right] \Delta \theta \\ + i k_i^2 k_t^2 \theta = 0 \quad , \end{aligned} \quad (34)$$

where

$$k_i^2 = (\omega/c_i)^2 ; \quad k_a^2 = (\omega/c_a)^2 ; \quad k_t^2 = \omega/D ;$$

and as before $k_v^2 = \omega/\nu$.

Equation (34) may also be written in the form

$$(\Delta + k_1^2)(\Delta + k_2^2)\theta = 0 , \quad (35)$$

with

$$k_{1,2}^2 = \frac{1}{2} \left[G \pm (G^2 + 4F)^{1/2} \right] , \quad (36)$$

$$F = \frac{k_t^2 k_i^2 \left[(k_i^2/k_v^2) - i \right]}{1 + (k_i/k_v)^2} , \quad (37)$$

and

$$G = \frac{k_i^2}{1 + (k_i^2/k_v^2)} \left\{ 1 + (k_t/k_v)^2 - (k_i k_t/k_v k_a)^2 \right. \\ \left. + i \left[(k_t/k_a)^2 + (k_i/k_v)^2 + (k_i k_t/k_v^2)^2 \right] \right\} . \quad (38)$$

Both θ and v_r are finite at the origin so that one may write the expansion of θ in the form

$$\theta = \sum_{\ell=0}^{\infty} \left[A_{\ell} j_{\ell}(k_1 r) + B_{\ell} j_{\ell}(k_2 r) \right] P_{\ell}(\cos\psi) , \quad \text{for } r \leq a . \quad (39)$$

At $r = a$ one has the boundary conditions, as before, which ensure the continuity of the radial components of the stress and of the velocity. It is

now necessary to impose an additional boundary condition to determine the temperature field. This boundary condition will be taken here to be that the perturbed temperature, $T_0 \theta$, at the bubble wall is zero at all times. That this assumption for the boundary condition is a good approximation may be shown by the following physical argument. If the thermal conductivity of the liquid is κ_L and the temperature gradient in the liquid at the bubble boundary is $(\partial T / \partial r)_L$, and if the corresponding quantities in the bubble are denoted by κ_G and $(\partial T / \partial r)_G$, then the continuity of heat flow at the interface requires that

$$\kappa_G (\partial T / \partial r)_G = \kappa_L (\partial T / \partial r)_L.$$

One may observe that ordinarily $\kappa_L \gg \kappa_G$ so that $(\partial T / \partial r)_L \ll (\partial T / \partial r)_G$. For example, for water $\kappa_L \sim 5.9 \times 10^4$ (c.g.s.) and $\kappa_G \sim 2 \times 10^3$ (c.g.s.). One may now argue that not only is the temperature gradient in the liquid a small quantity, but in addition it comes close to its constant value at infinity in a short distance into the liquid from the bubble boundary. The heat diffusion length in the liquid is $(D_L / \omega)^{1/2}$ and the heat diffusion length in the bubble is $(D_G / \omega)^{1/2}$. Here ω is the angular oscillation frequency and D_L , D_G are the thermal diffusivities of the liquid and the gas, respectively. The diffusion length, $(D_L / \omega)^{1/2}$, over which the temperature varies in the liquid is small compared with the diffusion length in the gas, $(D_G / \omega)^{1/2}$. This follows since $D_L \ll D_G$. For the example of water and air one has $D_L \sim 1.4 \times 10^{-3}$ (c.g.s.) and $D_G \sim 0.2$ (c.g.s.). Thus one may say that the temperature gradient in the liquid is small and further the distance over which this gradient extends is small. As a consequence, the variation in the temperature at the bubble boundary must be small.

By a procedure similar to that followed to obtain Eqs. (17) and (30), one obtains for $r = a$

$$v_r = \sum_{\ell=0}^{\infty} \left[A_{\ell} f_{\ell}(1) + B_{\ell} f_{\ell}(2) \right] P_{\ell}(\cos \psi), \quad (40)$$

and

$$P_r = P_o \sum_{\ell=0}^{\infty} \left[A_{\ell} g_{\ell}(1) + B_{\ell} g_{\ell}(2) \right] P_{\ell}(\cos \psi), \quad (41)$$

where, with $\alpha = 1$ or 2 ,

$$f_{\ell}(\alpha) = i\omega \frac{\kappa T_o}{DP_o} k_{\alpha} \left[-\frac{1}{k_a^2} + \frac{i}{k_v^2} - \frac{ik_{\alpha}^2}{k_t^2 k_i^2} - \frac{k_{\alpha}^2}{k_t^2 k_v^2} \right] j_{\ell}'(k_{\alpha} a), \quad (42)$$

$$g_{\ell}(\alpha) = \frac{\kappa T_o}{DP_o} \left\{ \left[\left(\frac{k_i}{k_a} \right)^2 + \frac{2i}{3} \left(\frac{k_i}{k_s} \right)^2 - i \left(\frac{k_i}{k_b} \right)^2 - k_{\alpha}^2 \left(-\frac{i}{k_t^2} + \frac{2}{3} \frac{k_i^2}{k_t^2 k_s^2} - \frac{k_i^2}{k_t^2 k_b^2} \right) \right. \right. \\ \left. \left. + 2i \left(\frac{k_i}{k_s} \right)^2 \left(k_{\alpha}^2 - \frac{\ell(\ell+1)}{a^2} \right) \left(-\frac{1}{k_a^2} + \frac{i}{k_v^2} - \frac{ik_{\alpha}^2}{k_t^2 k_i^2} + \frac{k_{\alpha}^2}{k_t^2 k_v^2} \right) \right] j_{\ell}(k_{\alpha} a) \right. \\ \left. + \frac{4i k_i^2 k_{\alpha}}{k_s^2 a} \left[-\frac{1}{k_a^2} + \frac{i}{k_v^2} - \frac{ik_{\alpha}^2}{k_t^2 k_i^2} - \frac{k_{\alpha}^2}{k_t^2 k_v^2} \right] j_{\ell}'(k_{\alpha} a) \right\}. \quad (43)$$

The boundary conditions can now be summarized as follows:

$$A_{\ell} j_{\ell}(k_1 a) + B_{\ell} j_{\ell}(k_2 a) = 0;$$

$$A_{\ell} f_{\ell}(1) + B_{\ell} f_{\ell}(2) = S_{\ell} k_w h_{\ell}'(k_w a) + i^{\ell} (2\ell+1) k_w j_{\ell}'(k_w a);$$

$$A_{\ell} g_{\ell}(1) + B_{\ell} g_{\ell}(2) = \frac{i\omega \rho_w}{P_o} S_{\ell} h_{\ell}(k_w a) + \frac{i\omega \rho_w}{P_o} i^{\ell} (2\ell+1) j_{\ell}(k_w a).$$

one finds S_{ℓ} as

$$S_{\ell} = \frac{N_{\ell}}{M_{\ell}} \quad (44)$$

with

$$N'_\ell = k_w h'_\ell(k_w a) \left[j_\ell(k_1 a) g_\ell(2) - j_\ell(k_2 a) g_\ell(1) \right] - \frac{i\omega \rho_w}{P_o} h_\ell(k_w a) \left[j_\ell(k_1 a) f_\ell(2) - j_\ell(k_2 a) f_\ell(1) \right] , \quad (45)$$

and

$$M'_\ell = -i^\ell (2\ell+1) \left\{ k_w j'_\ell(k_w a) \left[j_\ell(k_1 a) g_\ell(2) - j_\ell(k_2 a) g_\ell(1) \right] - \frac{i\omega \rho_w}{P_o} j_\ell(k_w a) \left[j_\ell(k_1 a) f_\ell(2) - j_\ell(k_2 a) f_\ell(1) \right] \right\} . \quad (46)$$

The cross sections are thus determined in principle for any ω in terms of S'_ℓ by the general formulas for the scattering and absorption cross sections already given in the previous section.

Thermal Absorption

One may determine the effect of heat conduction alone in the scattering and absorption of sound waves, by omitting the contributions of the viscous terms in the general expressions just found. Of interest for this case are the limits of Eqs. (42) and (43) as k_v , k_s , and k_b become infinitely large:

$$f'_\ell(\alpha) = \frac{i\omega \kappa T_o}{D P_o} k_\alpha \left[-\frac{1}{k_a^2} - \frac{i k_\alpha^2}{k_t^2 k_i^2} \right] j'_\ell(k_\alpha a) ; \quad (47)$$

$$g'_\ell(\alpha) = \frac{\kappa T_o}{D P_o} \left[\left(\frac{k_i}{k_a} \right)^2 + i \left(\frac{k_\alpha}{k_t} \right)^2 \right] j_\ell(k_\alpha a) ; \quad (48)$$

where k_1^2 and k_2^2 are now given by simplified expressions

$$k_{1,2}^2 = \frac{1}{2} \left[G \pm (G^2 + 4F)^{1/2} \right] \quad (49)$$

with

$$F = -i k_t^2 k_i^2, \quad (50)$$

and

$$G = k_i^2 \left[1 + i \left(\frac{k_t}{k_a} \right)^2 \right]. \quad (51)$$

Explicit expressions for the cross sections will be given only for the case $|k_w a| \ll 1$ in which the important contribution is from the S-wave alone. It may be observed that in the frequency range of general interest one has $|k_a/k_t|^2 \ll 1$, and the following approximations may be made:

$$k_1^2 \approx i\gamma k_t^2 \left[1 - i \frac{(\gamma-1)}{\gamma} \frac{k_a^2}{k_t^2} \right];$$

$$k_2^2 \approx k_a^2.$$

Then, after some manipulations, the cross sections are found to be:

$$Q_s^{(0)} = \frac{4\pi}{k_w^2} \frac{x^2}{\left(1 - \frac{m'}{x}\right)^2 + \left(x + \frac{m'n'}{x}\right)^2}, \quad (52)$$

and

$$Q_a^{(0)} = \frac{4\pi}{k_w^2} \frac{m'n'}{\left(1 - \frac{m'}{x}\right)^2 + \left(x + \frac{m'n'}{x}\right)^2} \quad (53)$$

where

$$m' = \frac{3P_o k_w \gamma}{\rho_w \omega^2 a} \frac{N'}{M'} , \quad (54)$$

$$M' = \left[1 + \frac{36(\gamma-1)^2}{d^4} \right] (\cosh d - \cos d) + \frac{6(\gamma-1)}{d} (\sinh d - \sin d) \\ + \frac{18(\gamma-1)^2}{d^2} (\cosh d + \cos d) - \frac{36(\gamma-1)^2}{d^3} (\sinh d + \sin d) , \quad (55)$$

$$N' = (\cosh d - \cos d) + \frac{3(\gamma-1)}{d} (\sinh d - \sin d) , \quad (56)$$

$$d = (2\gamma)^{1/2} (k_t a) , \quad (57)$$

and

$$n' = \frac{3(\gamma-1) \left[d(\sinh d + \sin d) - 2(\cosh d - \cos d) \right]}{d^2 (\cosh d - \cos d) + 3(\gamma-1)d(\sinh d - \sin d)} . \quad (58)$$

For $d < 1$, it is found, approximately, that

$$m' = \frac{3P_o k_w}{\rho_w \omega^2 a} , \quad (54')$$

and

$$n' = \frac{\gamma-1}{15} (k_t a)^2 \quad (58')$$

while for $e^d \gg 1$, it is found that

$$m' = \frac{3\gamma P_o k_w}{\rho_w \omega^2 a} \quad (54'')$$

and

$$n' = \frac{3(\gamma-1)}{(2\gamma)^{1/2}} \frac{1}{k_t a} \quad (58'')$$

It may be remarked that the resonance frequencies as obtained from (54') and (54''), show a shift from the isothermal limit to the adiabatic limit as the quantity $k_t a$ increases. As k_t is actually the inverse of the diffusion length, this result certainly agrees with what one would expect from physical arguments. Figure 1, 2, 3 and 4 show some numerical results for the case of an air bubble in water. It can be seen that in the range of frequencies shown the effect of thermal absorption is appreciably larger than the effect of viscosity.

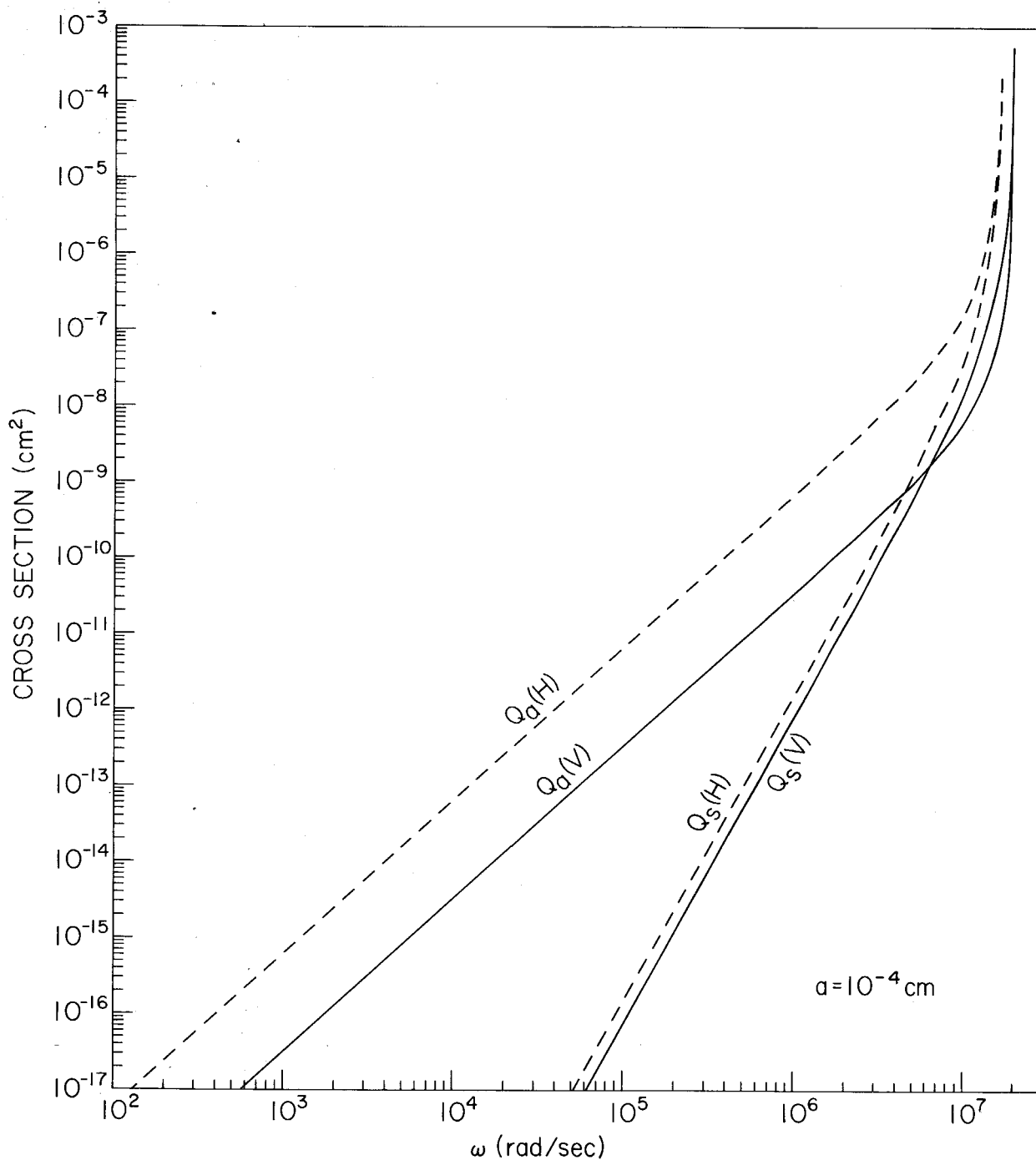


Figure 1. The scattering cross section, $Q_s(H)$, and the absorption cross section, $Q_a(H)$, take the bubble heat conduction only into account. The scattering cross section, $Q_s(V)$, and the absorption cross section, $Q_a(V)$ take bubble viscosity only into account. The bubble radius is 10^{-4} cm.

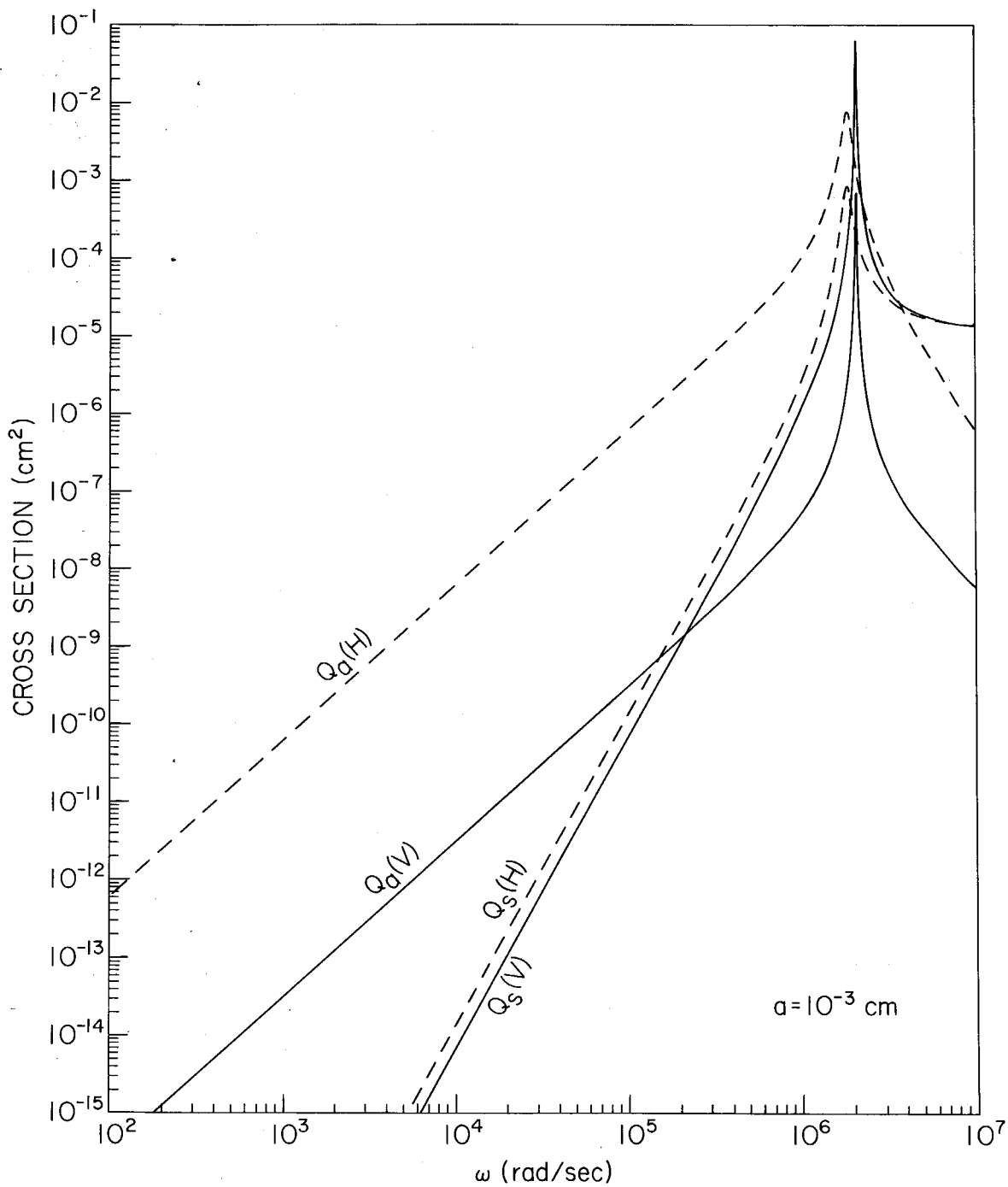


Figure 2. The same cross sections shown in Figure 1 are shown for the bubble radius of 10^{-3} cm.

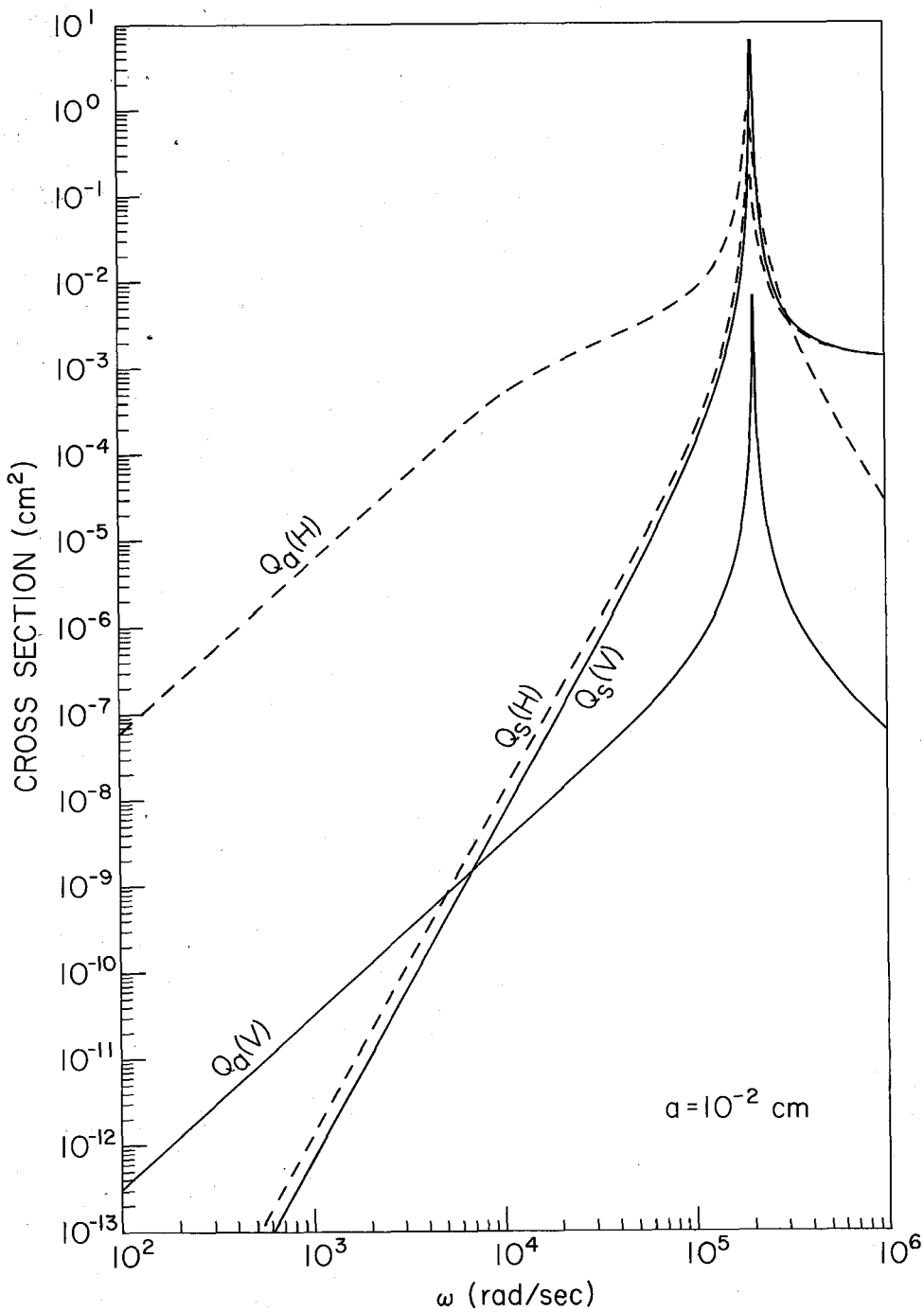


Figure 3. The cross sections of Figure 1 are shown for the bubble radius of 10^{-2} cm.

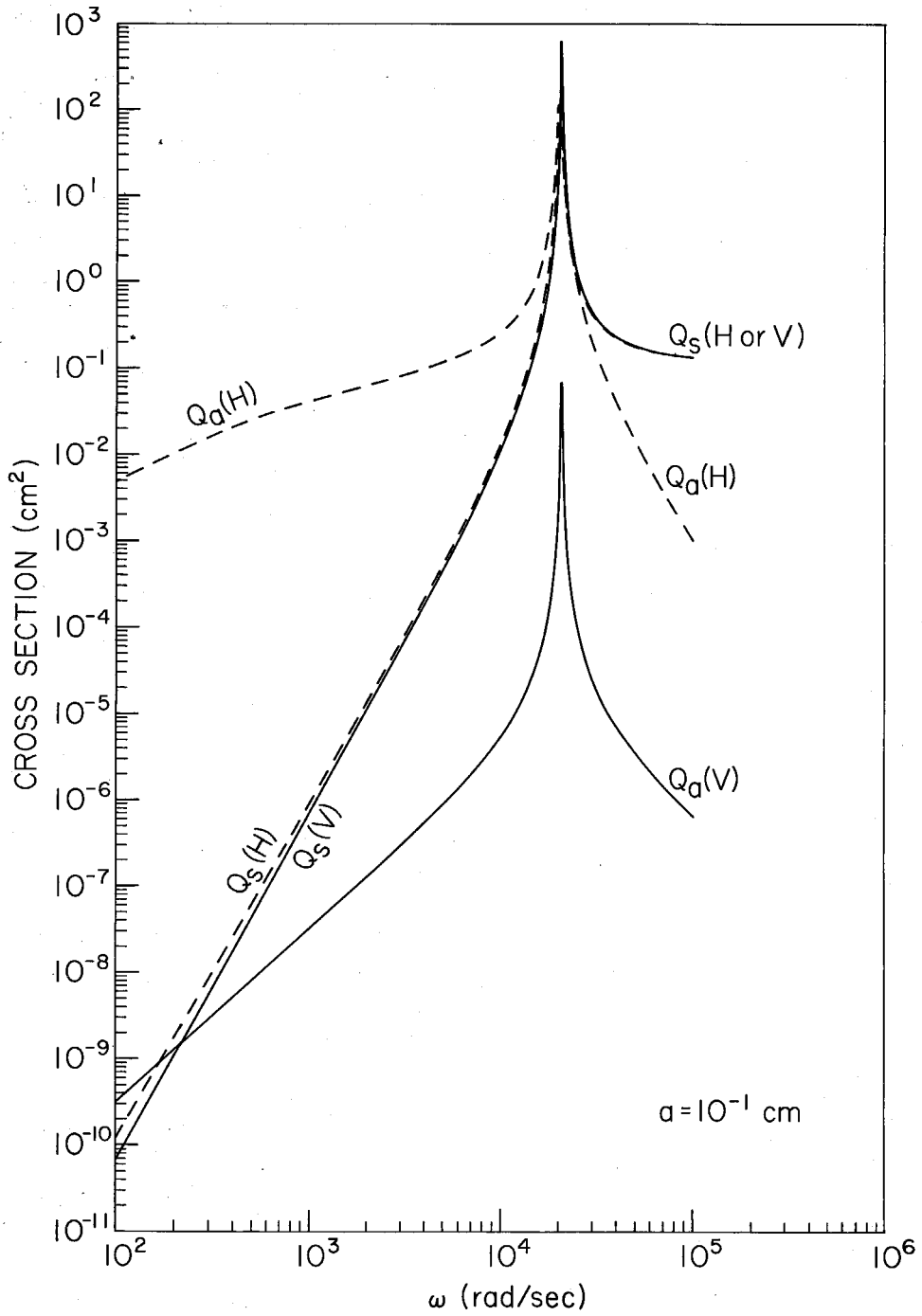


Figure 4. The cross sections of Figure 1 are shown for the bubble radius of 10^{-1} cm.

DISTRIBUTION LIST FOR UNCLASSIFIED
REPORTS ON CAVITATION

Contract Nonr-220(28)
Single Copies Unless Otherwise Given

Chief of Naval Research Navy Department Washington 25, D. C. Attn: Code 438 (3) Code 463	Commander Naval Ordnance Test Station 3202 E. Foothill Blvd. Pasadena, California Attn: Head, Underwater Ord. Head, Research Div.	Commanding Officer Naval Ordnance Laboratory White Oak, Maryland Attn: Underwater Ordnance Dept.
Commanding Officer Office of Naval Research Branch Office The John Crerar Library Bldg. Chicago 1, Ill.	Chief, Bureau of Weapons Navy Department Washington 25, D. C. Attn: Asst. Chief for Research (Code Re) Systems Director, Under water Ord. (Code Rexc) Armor, Bomb, Projectile, Rocket, Guided Missile War- head and Ballistics Branch (Code Re3) Torpedo Branch (Code Re6) Research and Components Section (Code Re6a) Mine Branch (Code Re7)	Commanding Officer Naval Underwater Ordnance Station Newport, Rhode Island
Commanding Officer Office of Naval Research Branch Office 346 Broadway New York 13, N. Y.		Director Underwater Sound Laboratory Fort Trumbull New London, Conn.
Commanding Officer Office of Naval Research Branch Office 1030 E. Green Street Pasadena, California		Library U. S. Naval Postgraduate School Monterey, California
Commanding Officer Office of Naval Research Branch Office 1030 E. Green Street Pasadena, California	Chief, Bureau of Ships Navy Department Washington 25, D. C. Attn: Research and Development (Code 300) Ship Design (Code 410) Preliminary Design and Ship Protection (Code 420) Scientific, Structural and Hydrodynamics (Code 442) Submarine (Code 525) Propellers and Shafting (Code 554)	Executive Secretary Research and Development Board Department of Defense The Pentagon Washington 25, D. C.
Commanding Officer Office of Naval Research Navy 100, Fleet Post Office New York, N. Y. (25)		Chairman Underseas Warfare Committee National Research Council 2101 Constitution Avenue Washington 25, D. C.
Director Naval Research Laboratory Washington 25, D. C. Attn: Code 2021 (6)		Dr. J. H. McMillen National Science Foundation 1520 H Street, N. W. Washington, D. C.
Chief, Bureau of Aeronautics Navy Department Washington 25, D. C. Attn: Research Division Aero and Hydro Branch (Code Ad-3) Appl. Mech. Branch (Code DE-3)	Chief, Bureau of Yards and Docks, Navy Department Washington 25, D. C. Attn: Research Division	Director National Bureau of Standards Washington 25, D. C. Attn: Fluid Mech. Section
Commander Naval Ordnance Test Station Inyokern, China Lake, Calif. Attn: Technical Library	Commanding Officer and Dir. David Taylor Model Basin Washington 7, D. C. Attn: Hydromechanics Lab. Seaworthiness and Fluid Dynamics Div. Library	Dr. G. H. Keulegan National Hydraulic Laboratory National Bureau of Standards Washington 25, D. C.

Director of Research
National Aeronautics and
Space Administration
1512 H Street, N.W.
Washington 25, D. C.

Director
Langley Aeronautical Lab.
National Aeronautics and Space
Admin.
Langley Field, Virginia

Mr. J. B. Parkinson
Langley Aeronautical Lab.
National Aeronautics and
Space Administration
Langley Field, Virginia

Commander
Air Research and Develop-
ment Command
P. O. Box 1395
Baltimore 18, Maryland
Attn: Fluid Mechanics Div.

Director
Waterways Experiment Sta.
Box 631
Vicksburg, Mississippi

Beach Erosion Board
U.S. Army Corps of Engineers
Washington 25, D. C.

Office of Ordnance Research
Department of the Army
Washington 25, D. C.

Office of the Chief of Engineers
Department of the Army
Gravelly Point
Washington 25, D. C.

Commissioner
Bureau of Reclamation
Washington 25, D. C.

Director
Oak Ridge National Lab.
P. O. Box P
Oak Ridge, Tenn.

Sandia Corporation Library
Sandia Base
Albuquerque, New Mexico

Professor Carl Eckart
Scripps Institute of
Oceanography
La Jolla, California

Documents Service Center
Armed Services Technical
Information Agency
Arlington Hall Station
Arlington 12, Virginia (10)

Mr. Wing G. Agnew, Chief
Spokane Field Office, Region I
U.S. Dept. of the Interior
Bureau of Mines
1201 N. Division Street
Spokane 2, Washington

Office of Technical Services
Department of Commerce
Washington 25, D. C.

Polytechnic Inst. of Brooklyn
Department of Aeronautical
Engineering and Applied Mech.
99 Livingston Street
Brooklyn 1, New York
Attn: Prof. H. Reissner

Division of Applied Mathematics
Brown University
Providence 12, Rhode Island

California Institute of Technology
Pasadena, California
Attn: Professor A. J. Acosta
Professor A. Hollander
Professor C. B. Millikan
Professor M. S. Plesset
Professor V. A. Vanoni
Professor T. Y. Wu

University of California
Department of Engineering
Berkeley 4, California
Attn: Professor H. A. Einstein
Professor H. A. Schade
Professor J. V. Wehausen

Case Institute of Technology
Dept. of Mechanical Engineering
Cleveland, Ohio
Attn: Professor G. Kuerti

Cornell University
Grad. School of
Aeronautical Eng.
Ithaca, New York
Attn: Prof. W. R. Sears

Harvard University
Cambridge 38, Mass.
Attn: G. Birkhoff, Dept.
of Mathematics
G. Carrier, Div. of
Eng. and Appl. Physics

University of Illinois
Dept. of Theoretical and
Applied Mechanics
College of Engineering
Urbana, Illinois
Attn: Dr. J. M. Robertson

State University of Iowa
Iowa Institute of Hydraulic
Research
Iowa City, Iowa
Attn: Dr. Hunter Rouse

University of Maryland
Inst. for Fluid Dynamics
and Applied Math.
College Park, Maryland
Attn: Prof. M. H. Martin
Prof. J. R. Weske

Massachusetts Institute
of Technology
Cambridge 39, Mass.
Attn: Prof. W. M. Rohsenow
Dept. Mech. Engr.
Prof. A. T. Ippen
Hydro. Lab.

Michigan State College
Hydraulics Laboratory
East Lansing, Mich.
Attn: Prof. H. R. Henry

University of Michigan
Ann Arbor, Michigan
Attn: Director, Engineer-
ing Institute
Prof. V. L. Streeter,
Civil Eng. Dept.

University of Minnesota
St. Anthony Falls Hyd. Lab.
Minneapolis 14, Minn.
Att: Dr. L. G. Straub

New York University
Inst. of Mathematical
Sciences
25 Waverly Place
New York 3, New York
Attn: Prof. R. Courant

University of Notre Dame
College of Engineering
Notre Dame, Indiana
Attn: Dean K. E. Schoenherr

Pennsylvania State University
Ordnance Research Laboratory
University Park, Pennsylvania
Attn: Prof. G. F. Wislicenus

Dr. J. Kotik
Technical Research Group
2 Aerial Way
Syosset, New York

Professor H. Cohen
IBM Research Center
P.O. Box 218
Yorktown Heights, New York

Stanford University
Stanford, California
Attn: Prof. D. Gilbarg, Dept.
of Mathematics
Prof. L. I. Schoff, Dept.
of Physics
Prof. J. K. Vennard,
Dept. of Civil Eng.

Stevens Institute of Technology
Experimental Towing Tank
711 Hudson Street
Hoboken, New Jersey

Worcester Polytechnic Institute
Alden Hydraulic Laboratory
Worcester, Mass.
Attn: Prof. J. L. Hooper

Dr. Th. von Karman
1051 S. Marengo Street
Pasadena, California

Aerojet General Corporation
6352 N. Irwindale Avenue
Azusa, California
Attn: Mr. C. A. Gongwer

Dr. J. J. Stoker
New York University
Inst. of Mathematical Sciences
25 Waverly Place
New York 3, New York

Prof. C. C. Lin
Dept. of Mathematics
Massachusetts Inst. of Tech.
Cambridge 39, Mass.

Dr. Columbus Iselin
Woods Hole Oceanographic Inst.
Woods Hole, Mass.

Dr. A. B. Kinzel, Pres.
Union Carbide and Carbon
Research Laboratories, Inc.
30 E. 42nd Street
New York, N. Y.

Dr. F. E. Fox
Catholic University
Washington 17, D. C.

Dr. Immanuel Estermann
Office of Naval Research
Code 419
Navy Department
Washington 25, D. C.

Goodyear Aircraft Corporation
Akron 15, Ohio
Attn: Security Officer

Dr. F. V. Hunt
Director, Acoustics Research
Laboratory
Harvard University
Cambridge, Mass.

Prof. Robert Leonard
Dept. of Physics
University of California at
Los Angeles
West Los Angeles, California

Technical Librarian
AVCO Manufacturing Corp.
2385 Revere Beach Parkway
Everett 49, Mass.

Dr. L. Landweber
Iowa Inst. of Hydraulic Research
State University of Iowa
Iowa City, Iowa

Dr. M. L. Chai
Supervisor
Heat Transfer/Fluid
Mechanics
Rocket Engine-Applied
Research
Building 600
Aircraft Gas Turbine Div.
General Electric Co.
Cincinnati 15, Ohio

Dr. W. W. Clauson
Rose Poly. Inst.
R. R. No. 5
Terre Haute, Indiana

Mr. Kurt Berman
Rocket Engine Section
Aircraft Gas Turbine
Development Dept.
Malta Test Station
Ballston Spa, New York

Officer in Charge
MWDP Contract
Supervisory Staff
SACLANT ASW Research
Center
APO 19, New York, N. Y.

Hydronautics, Inc.
200 Monroe Street
Rockville, Maryland
Attn: Mr. Phillip Eisenberg
Mr. Marshall P. Tulin

Commanding Officer and
Director
U.S. Naval Civil Eng. Lab.
Port Hueneme, California
Attn: Code L54

Dr. H. L. Uppal, Director
Irrigation and Power
Research Institute
Punjab, Amritsar, India

Prof. Taizo Hayashi,
Director
Hydraulics Laboratory
Chuo University
1, 1-chome, Koishikawa-
mati
Bunkyo-ku, Tokyo, Japan

Prof. J. E. Cermak
Department of Civil Engineering
Colorado State University
Fort Collins, Colorado

Mr. John P. Herling
Order Librarian
Engineering Societies Library
United Engineering Trustees, Inc.
29 West 39th Street
New York 18, N. Y.

Mr. R. W. Kermeen
Dept. 8173, Bldg. 181N
Lockheed Missile and Space Company
P. O. Box 504
Sunnyvale, California

Material Laboratory Library
Building 291, Code 912B
New York Naval Shipyard
Brooklyn 1, New York

Professor Frederick G. Hammitt
Nuclear Engineering Department
The University of Michigan
Research Institute
Ann Arbor, Michigan

Commanding Officer
NROTC and Naval Administrative Unit
Massachusetts Institute of Technology
Cambridge 39, Mass.

Commanding Officer and Director
U.S. Navy Mine Defense Laboratory
Panama City, Florida