



Cite this: *Chem. Sci.*, 2019, 10, 10562

All publication charges for this article have been paid for by the Royal Society of Chemistry

Received 16th August 2019  
Accepted 30th September 2019

DOI: 10.1039/c9sc04127c

rsc.li/chemical-science

# Enantioselective construction of the tricyclic core of curcusones A–D via a cross-electrophile coupling approach†

Austin C. Wright and Brian M. Stoltz \*

Herein we report our recent progress toward the enantioselective total synthesis of the diterpenoid natural products curcusones A–D by means of complementary Stetter annulation or ring-closing metathesis (RCM) disconnections. Using the latter approach, we have achieved the concise construction of the 5–7–6 carbocyclic core embedded in each member of the curcusone family. Essential to this route is the use of a cross-electrophile coupling strategy, which has not previously been harnessed in the context of natural product synthesis.

## Introduction

Despite its initial isolation over 30 years ago, the diterpenoid curcusone C (**3**, Fig. 1)<sup>1</sup> and several other structurally related members of the rhamnofolane family of natural products have yet to succumb to total synthesis. This is somewhat surprising, as **3** has demonstrated diverse anti-proliferative properties, notably toward mouse lymphoma (IC<sub>50</sub> = 0.26 μM), human promyelocytic leukemia (IC<sub>50</sub> = 1.36 μM), human hepatoma (IC<sub>50</sub> = 2.17 μM), and human ovarian carcinoma (IC<sub>50</sub> = 0.16 μM) cells.<sup>2</sup> Salient structural challenges associated with **1–4** include four stereocenters and a 5–7 ring fusion possessing a polarity-

dissonant ene-dione motif, the construction of which necessitates the use of a formally Umpolung synthon.<sup>3</sup> These combined factors motivated us to pursue a divergent route to **1–4**. Notably, the Dai lab recently attempted to synthesize the proposed structures of curcusones I and J (**5** and **6**) as racemates over 21 steps, only to discover that their putative structures were incorrectly assigned by NMR.<sup>4</sup> In contrast to these targets, the structures of **1–4** have been unambiguously defined by X-ray crystallography.<sup>2</sup>

## Results and discussion

Although we had initially aimed to construct the central seven-membered ring motif in **1–4** via a divinylcyclopropane rearrangement,<sup>5</sup> we later found this route intractable due to the poor scalability of the key cyclopropanation step and to the oxidative instability of the Frontier material. In a 2<sup>nd</sup> generation route, we envisioned that curcusone C and its structural relatives could be assembled by α-functionalization of tricycle **7** (Scheme 1). The 2-methylcycloheptadienone moiety embedded in **7** may be derived from methylation and olefin migration of corresponding

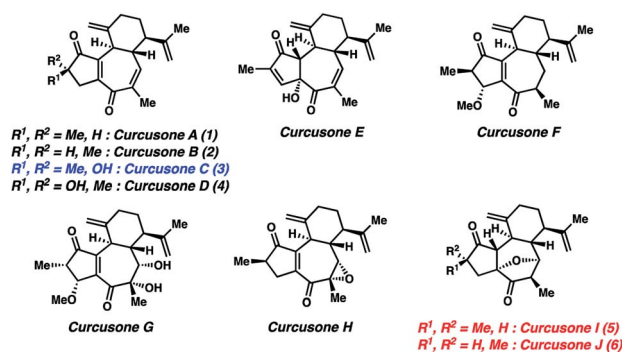
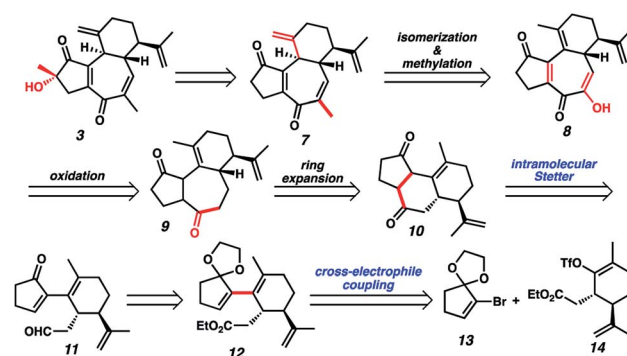


Fig. 1 Proposed structures of curcusones A–J.

Warren and Katharine Schlinger Laboratory for Chemistry and Chemical Engineering, Division of Chemistry and Chemical Engineering, California Institute of Technology, Pasadena, CA 91125, USA. E-mail: stoltz@caltech.edu

† Electronic supplementary information (ESI) available: Experimental procedures, NMR and IR spectra, and X-ray crystallography data. CCDC 1955394. For ESI and crystallographic data in CIF or other electronic format see DOI: 10.1039/c9sc04127c

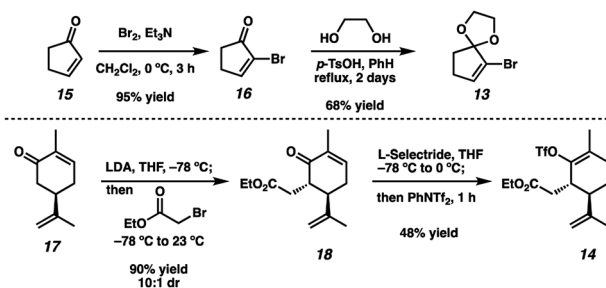


Scheme 1 2<sup>nd</sup> generation retrosynthesis of **3**.



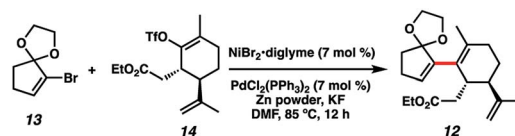
diosphenol intermediate **8**, which itself might be prepared by sequential dehydrogenation and oxygenation of 1,4-dione **9**. The central seven-membered ring found in **9** could be constructed *via* a one-carbon ring expansion of **10**. We suspected that the central six-membered ring in **10** may be installed by an intramolecular Stetter reaction of ketoaldehyde **11**. Intermediate **11** may itself be accessible by reduction and ketal cleavage of ester **12**. The carbon-carbon bond bridging the five- and six-membered ring systems of **12** could be forged by a crucial cross-electrophile coupling of monocyclic fragments **13** and **14**.

To achieve our first goal of constructing bicycle **12**, we set out to perform a reductive cross-coupling of electrophiles **13** and **14**. To this end, we synthesized vinyl triflate **14** by a two-step sequence involving  $\alpha$ -alkylation of (*R*)-carvone<sup>6</sup> (**17**, Scheme 2) followed by conjugate reduction of intermediate enone **18** and trapping of the resulting enolate with an electrophilic triflating agent. Numerous other carbon-based halide electrophiles were examined while exploring the  $\alpha$ -alkylation step, but all proceeded in unsatisfactory yields and with poor diastereoselectivities. Meanwhile, bromide **13** was readily prepared in two steps according to known methods.<sup>7</sup>



Scheme 2 Synthesis of coupling partners **13** and **14**.

With both coupling partners in hand, focused our attention on the crucial cross-coupling. Although we had initially intended to join these monocyclic fragments *via* traditional nucleophile-electrophile coupling approaches, we were dismayed to find that these strategies all failed to afford any product. Inspired by pioneering research from the Weix group<sup>8</sup> and our colleagues in the Reisman lab,<sup>9</sup> we decided to instead employ a reductive coupling strategy using a dual Pd/Ni catalytic system. To our delight, this system offered modest amounts of desired bicycle **12**, albeit with rapid decomposition of bromide **13** (Fig. 2, entry 1). Control experiments omitting either the Pd or Ni catalysts resulted in no detectable product formation (entries 2 and 3), revealing that both transition metals were crucial to the reaction. Adjusting the choice of solvent (entry 4), metal halide additive (entries 5 and 6) and terminal reducing agent (entry 7)<sup>10</sup> offered no improvement in yields. Increasing the equivalents of bromide **13** slightly benefitted product formation (entry 8), likely due to the instability of **13** under the reaction conditions. Gratifyingly, syringe pump addition of **13** over several hours resulted in markedly better yields with minimal substrate decomposition (entry 9). We suspect this boost in yield is due to the consistently low concentration of **13** in solution, which might discourage undesirable hydrodehalogenation and homodimerization pathways.<sup>11</sup>

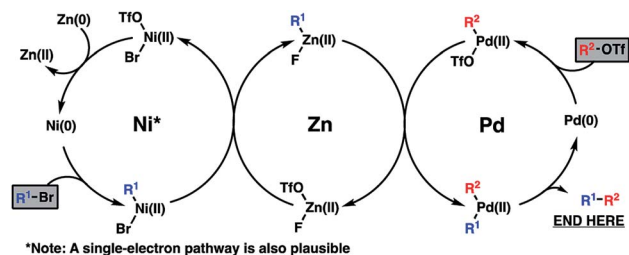


Entry	Deviation from standard procedure	Result
1	none	23% yield
2	No Pd	no product
3	No Ni	no product
4	dioxane instead of DMF	no product
5	Nal instead of KF	trace <b>12</b>
6	no KF	trace <b>12</b>
7	TDAE* instead of Zn	no product
8	4 equiv of <b>13</b>	32% yield
9	syringe pump addition of <b>13</b>	60% yield

\*TDAE = tetrakis(dimethylamino)ethylene

Fig. 2 Initial optimization of the cross-electrophile coupling.

Mechanistically, the reductive coupling is thought to proceed through chemoselective oxidative addition of the active Pd(0) and Ni(0) catalysts with the triflate and bromide partners, respectively (Scheme 3). Based on recent studies from the Weix group,<sup>12</sup> a subsequent transmetalation from Ni to Zn is thought to provide a transient organozinc species, which itself will undergo a second transmetalation to Pd to deliver a di-organopalladium species and a Zn(II) salt byproduct. Following this, reductive elimination of the Pd(II) intermediate furnishes the coupled product and regenerates the active Pd(0) catalyst. Meanwhile, reduction of the resultant Ni(II) salt with a stoichiometric Zn(0) reductant will turn over the Ni(0) catalyst.



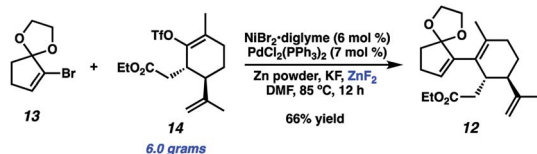
\*Note: A single-electron pathway is also plausible

Scheme 3 Proposed mechanism for reductive cross-coupling.

Upon scale-up, yields for this coupling process proved somewhat inconsistent due to a precipitous drop in reaction rates after roughly 50% conversion of triflate **14**. We hypothesized this to be caused by competitive coordination of Zn(II) byproduct to the essential fluoride additive, which serves as a bridging ligand during one or both of the proposed transmetalation events. In order to reverse this undesirable effect, we added ZnF<sub>2</sub> to the reaction and were pleased to find that this co-additive benefitted both reproducibility and scalability, allowing us to reliably achieve 62–67% yields on multigram scale (Scheme 4). In stark contrast, simply increasing the stoichiometry of KF in the reaction generally lowered yields.

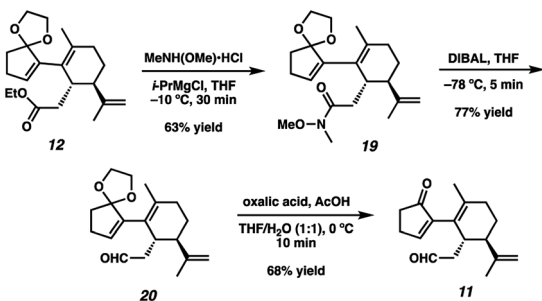
With sufficient quantities of bicycle **12** now in hand, we directed our attention toward the formation of the central seven-membered ring. The 1,4-dione synthon in targets **1–4** enticed us to pursue an Umpolung Stetter disconnection.





Scheme 4 Further optimization of the reductive cross-coupling on multigram scale.

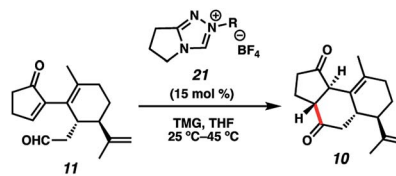
Although we initially planned to construct the seven-membered ring *via* one-carbon homology of the carbonyl tether followed by Stetter annulation, all strategies relying on Wittig–Levine alkoxymethylenation,<sup>13</sup>  $\alpha$ -alkoxycarbanion addition<sup>14</sup> or Van Leusen cyanation<sup>15</sup> offered either no reactivity or only trace product. As such, we instead envisioned performing a ring expansion<sup>16</sup> of corresponding Stetter adduct **10** (Scheme 1, *vide supra*). Thus, we eventually found that ester **12** could be readily elaborated to Stetter precursor **11** by means of Weinreb amidation, partial reduction with DIBAL, and acid-promoted ketal cleavage (Scheme 5).



Scheme 5 Preparation of Stetter precursor **11**.

Now having rapid access to ketoaldehyde **11**, we explored the crucial Stetter annulation (Fig. 3). Fortuitously, exposure of **11** to NHC scaffold **21** in the presence of DBU did indeed furnish tricycle **10** in low yield and as a 1 : 1 mixture of diastereomers (entry 1).<sup>17</sup> Although the absolute stereochemistry of the two diastereomers could not be unambiguously elucidated, a comparison of the relevant *J* values in the <sup>1</sup>H spectrum suggests that they possess the same relative stereochemistry at the 5–6 junction. Substitution of DBU with a metallo-base such as LiHMDS resulted primarily in 1,2-adduct formation (entry 2),<sup>18</sup> likely due to the high oxophilicity of the lithium counter-cation. Altering the choice of catalyst only modestly improved yields but dramatically enhanced dr (entry 3). Depression of temperature or catalyst loading resulted in sluggish reactivity and only modest improvements in dr (entry 4). Eventually, a compromise was struck between yield and diastereoselectivity using 1,1,3,3-tetramethylguanidine (TMG) as the catalytic base (entry 5), which provided **10** in fair yield and in 2 : 1 dr. To the best of our knowledge, this is the first instance of TMG conferring optimal yields and dr in an NHC-catalyzed Stetter reaction.

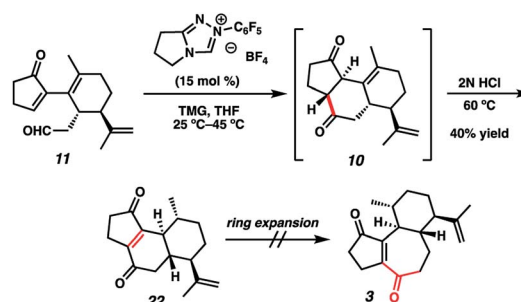
With the 5–6–6 tricyclic core now installed, we next aimed to effect a one-carbon expansion of the central ring in **10**. Unfortunately, all attempts to perform nucleophilic addition into either ketone moiety resulted in no reactivity, perhaps due to competing



entry	R	catalyst loading	conditions	result
1	Ph	30 mol %	DBU, dioxane 80 °C, 12 h	17% yield 1:1 dr
2	C <sub>6</sub> F <sub>5</sub>	30 mol %	LiHMDS, PhMe 70 °C, 12 h	1,2-adduct
3	C <sub>6</sub> F <sub>5</sub>	20 mol %	DBU, THF 30 °C, 30 min	24% yield 5:1 dr
4	C <sub>6</sub> F <sub>5</sub>	5 mol %	DBU, THF, 0 °C–23 °C 12 h	incomplete conversion
5	C <sub>6</sub> F <sub>5</sub>	15 mol %	TMG, THF 23 °C–45 °C	50–60% yield 2:1 dr

Fig. 3 Optimization of the catalytic Stetter reaction on ketoaldehyde **11**.

enolate formation. We eventually discovered that prolonged exposure of the diastereomeric mixture of **10** to strong acid resulted in a gradual olefin migration to stereoconvergently provide **22**, bearing the requisite ene-dione motif found in curcusones A–D (Scheme 6). Unfortunately, all attempts to expand the central ring of **22** also failed, motivating us to reconsider our synthetic approach to the construction of the seven-membered ring.

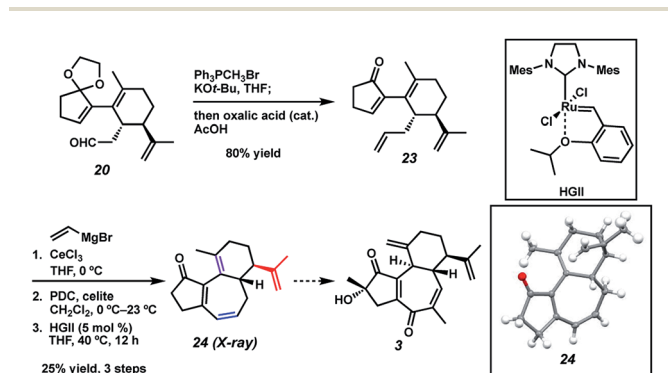


Scheme 6 Unsuccessful ring expansion of ene-dione **22**.

In a revised approach, we anticipated that the central ring might instead arise from an RCM strategy (Scheme 7). Thus, we conducted a one-pot olefination/ketal deprotection on common intermediate **20** to provide enone **23**, possessing the first necessary olefin tether. We first hoped to install the second olefin tether by means of Cu-mediated 1,4-addition to the enone of **23**, but all attempts to effect this transformation failed. To sidestep this roadblock, we instead chose to exploit a latent element of rotational symmetry in the cyclopentenone moiety. As such, we performed a sequential 1,2-vinylation of **23** to afford an intermediate *bis*-allylic alcohol, which upon Babler–Dauben oxidative rearrangement<sup>19</sup> by the action of PDC provided the desired dienone RCM precursor with good regioselectivity, albeit with minor amounts of a chromatographically inseparable aldehyde isomer.<sup>20</sup> We were delighted to find that exposure of semi-crude RCM precursor to catalytic HGII smoothly delivered desired tricycle **24**, thereby providing rapid access to the carbocyclic core of curcusones A–D. We were incidentally pleased to find that the



isopropenyl group in **24** (highlighted in red) proved to be totally inert toward RCM conditions, ensuring high topological selectivity for the desired ring closure. Interestingly, the crystal structure of **24** reveals that one of the double bonds (highlighted in purple) prefers to lie out of conjugation with the remainder of the pi system, likely due to the considerable strain it imposes on the central ring. Strategies to advance intermediate **24** to curcuscione C (**3**) and its structural congeners are currently under thorough investigation in our group.



Scheme 7 Construction of tricycle **24** via an RCM approach.

## Conclusions

In summary, we have presented recent progress toward the synthesis of curcusones A–D. In our efforts, we have notably achieved the first synthesis of the carbocyclic framework embedded in curcusones A–J in only nine steps. Crucial to the success of this route is a cross-electrophile coupling approach, which can be performed on multigram scales. In light of these results, we anticipate that this reductive coupling protocol will find an enduring role in complex molecule synthesis.

## Conflicts of interest

There are no conflicts to declare.

## Acknowledgements

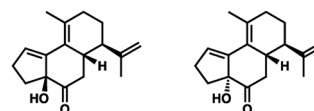
Caltech and the NSF (1800511) are thanked for supplying funding. Dr Scott Virgil is gratefully acknowledged for purification and crystallization expertise. We thank Dr Michael Takase and Dr Lawrence Henling for collecting X-ray crystallographic data. Dr Steven Loskot and Nicholas Hafeman are acknowledged for helpful discussions.

## Notes and references

- W. Naengchomng, Y. Thebtaranonth, P. Wiriyaichitra, K. T. Okamoto and J. Clardy, *Tetrahedron Lett.*, 1986, **27**, 2439–2442.
- (a) G. Chianese, E. Fattorusso, O. O. Aiyelaagbe, P. Luciano, H. C. Schröder, W. E. G. Müller and O. Tagliatalata-Scafati,

*Org. Lett.*, 2011, **13**, 316–319; (b) J.-Q. Liu, Y.-F. Yang, X.-Y. Li, E.-Q. Liu, Z.-R. Li, L. Zhou, Y. Li and M.-H. Qiu, *Phytochemistry*, 2013, **96**, 265–272; (c) P. Picha, W. Naengchomng, P. Promratanapongse, E. Kano, S. Hayashi, T. Ohtsubo, S. W. Zhang, H. Shioura, R. Kitai, H. Matsumoto, K. Kawahara, S. Puribhat and P. Phanthumachinda, *J. Exp. Clin. Cancer Res.*, 1996, **15**, 177–183.

- A. Lapworth, *J. Chem. Soc., Trans.*, 1922, **121**, 416–427.
- Y. Li and M. Dai, *Angew. Chem., Int. Ed.*, 2017, **56**, 11624–11627.
- C. W. Lee, B. L. H. Taylor, G. P. Petrova, A. Patel, K. Morokuma, K. N. Houk and B. M. Stoltz, *J. Am. Chem. Soc.*, 2019, **141**, 6995–7004.
- L.-L. Shi, H.-J. Shen, L.-C. Fang, J. Huang, C.-C. Li and Z. Yang, *Chem. Commun.*, 2013, **49**, 8806–8808.
- A. B. Smith III, S. J. Branca, N. N. Pilla and M. A. Guaciaro, *Org. Lett.*, 1982, **47**, 1855–1869.
- L. K. G. Ackerman, M. M. Lovell and D. J. Weix, *Nature*, 2015, **524**, 454–457.
- K. E. Poremba, N. T. Kadunce, N. Suzuki, A. H. Cherney and S. E. Reisman, *J. Am. Chem. Soc.*, 2017, **139**, 5684–5687.
- L. L. Anka-Lufford, K. M. M. Huihui, N. J. Gower, L. K. G. Ackerman and D. J. Weix, *Chem.–Eur. J.*, 2016, **22**, 11564–11567.
- D. A. Everson and D. J. Weix, *J. Org. Chem.*, 2014, **79**, 4793–4798.
- A. M. Olivares and D. J. Weix, *J. Am. Chem. Soc.*, 2018, **140**, 2446–2449.
- S. G. Levine, *J. Am. Chem. Soc.*, 1958, **80**, 6150–6151.
- W. C. Still, *J. Am. Chem. Soc.*, 1978, **100**, 1481–1487.
- O. H. Oldenzien, D. Van Leusen and A. M. Van Leusen, *J. Org. Chem.*, 1977, **42**, 3114–3118.
- E. J. Kantorowski and M. J. Kurth, *Tetrahedron*, 2000, **56**, 4317–4353.
- N. Marion, S. Díez-González and S. P. Nolan, *Angew. Chem., Int. Ed.*, 2007, **46**, 2988–3000.
- The following 1,2-adducts were obtained in roughly equal proportions:



- (a) J. H. Babler and M. J. Coghlan, *Synth. Commun.*, 1976, **6**, 469–474; (b) W. G. Dauben and D. M. Michno, *J. Org. Chem.*, 1977, **42**, 682–685.
- The following aldehyde isomer was continually observed as a minor byproduct from the oxidative transposition:

